

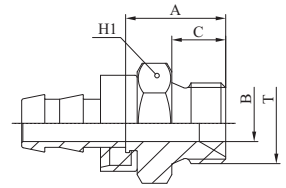
PUSH-LOCK TYPE



BS STANDARD CONNECTIONS

L10510

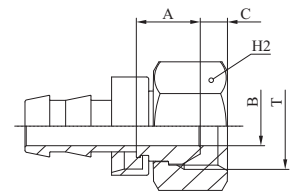
BSP MALE PARALLEL 60° CONE SEAT - BS5200/ISO 8434-6
 MACHO BSP PARALELO ASIENTO A 60° - BS5200/ISO 8434-6
 AGR 60° INNENKONUS (BSP-GEWINDE) - BS5200/ISO 8434-6
 MASCHIO GAS CILINDRICO - BS5200/ISO 8434-6



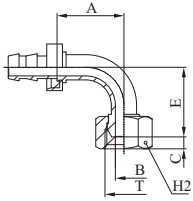
PART. REF.	HOSE BORE			THREAD	DIMENSIONS mm				
	DN	inch	Size		T	B	A	C	H ₁
L10510-04-04	6	1/4"	- 04	1/4" - 19	5,0	18,9	11,0		19
L10510-04-06	6	1/4"	- 04	3/8" - 19	8,0	21,0	12,0		22
L10510-06-06	10	3/8"	- 06	3/8" - 19	8,0	21,0	12,0		22
L10510-08-08	12	1/2"	- 08	1/2" - 14	11,0	25,0	14,0		27
L10510-10-10	16	5/8"	- 10	5/8" - 14	14,5	26,5	16,0		30
L10510-12-12	19	3/4"	- 12	3/4" - 14	17,0	28,0	16,0		32
L10510-16-16	25	1"	- 16	1" - 11	22,5	32,0	19,0		41

L20513

BSP FEMALE 60° CONE - BS5200/ISO 12151-6 (SLIP-ON NUT)
 HEMBRA BSP ASIENTO A 60° - BS5200/ISO 12151-6 (TUERCA LIBRE)
 DKR 90° KONUS (BSP-GEWINDE) - HINTERLEGTE MUTTER BS5200/ISO 12151-6
 FEMMINA GAS CONO 90° - BS5200/ISO 12151-6 (DADO PASSANTE)



PART. REF.	HOSE BORE			THREAD	DIMENSIONS mm				
	DN	inch	Size		T	B	A	C	H ₂
L20513-04-04	6	1/4"	- 04	1/4" - 19	4,0	10,9	5,8		19
L20513-04-06	6	1/4"	- 04	3/8" - 19	7,0	13,0	6,0		22
L20513-06-06	10	3/8"	- 06	3/8" - 19	7,0	13,0	6,0		22
L20513-08-08	12	1/2"	- 08	1/2" - 14	9,5	14,5	6,5		27
L20513-10-10	16	5/8"	- 10	5/8" - 14	12,0	14,0	9,0		28
L20513-12-12	19	3/4"	- 12	3/4" - 14	16,0	15,5	9,0		32
L20513-12-16	19	3/4"	- 12	1" - 11	19,0	17,0	11,0		38
L20513-16-16	25	1"	- 16	1" - 11	19,0	17,0	11,0		38

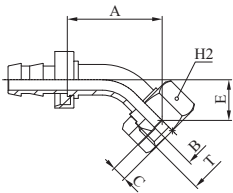


L20593*

90° BSP FEMALE SWEPT ELBOW 60° CONE - BS5200/ISO 12151-6 (SLIP-ON NUT)
 HEMBRA BSP CODO DE 90° ASIENTO A 60° - BS5200/ISO 12151-6 (TUERCA LIBRE)
 DKR 90° BOGEN 60° KONUS (BSP-GEWINDE) - BS5200/ISO 12151-6 (HINTERLEGTE MUTTER)
 FEMMINA GAS 90° CONO 60° - BS5200/ISO 12151-6 (DADO PASSANTE)

PART. REF.	HOSE BORE			THREAD	DIMENSIONS mm					
	DN	inch	Size		T	B	A	C	E	H ₂
L20593-04-04	6	1/4"	- 04	1/4" - 19	4,0	24,0	5,8	24,0		19
L20593-06-06	10	3/8"	- 06	3/8" - 19	7,0	32,0	6,0	32,0		22
L20593-08-08	12	1/2"	- 08	1/2" - 14	9,5	36,0	6,5	38,5		27
L20593-10-10	16	5/8"	- 10	5/8" - 14	12,0	43,5	9,0	41,0		28
L20593-12-12	19	3/4"	- 12	3/4" - 14	16,0	46,0	9,0	46,5		32
L20593-12-16	19	3/4"	- 12	1" - 11	19,0	46,0	11,0	48,5		38
L20593-16-16	25	1"	- 16	1" - 11	19,0	51,0	11,0	54,0		38

* No ferrule needed / No necesita casquillo / Keine Fassung notwendig / Ghiera non necessaria



L20543*

45° BSP FEMALE SWEPT ELBOW 60° CONE - BS5200/ISO 12151-6 (SLIP-ON NUT)
 HEMBRA BSP CODO DE 45° ASIENTO A 60° - BS5200/ISO 12151-6 (TUERCA LIBRE)
 DKR 45° BOGEN 60° KONUS (BSP-GEWINDE) - BS5200/ISO 12151-6 (HINTERLEGTE MUTTER)
 FEMMINA GAS 45° CONO 60° - BS5200/ISO 12151-6 (DADO PASSANTE)

PART. REF.	HOSE BORE			THREAD	DIMENSIONS mm					
	DN	inch	Size		T	B	A	C	E	H ₂
L20543-04-04	6	1/4"	- 04	1/4" - 19	4,0	29,0	5,8	12,0		19
L20543-06-06	10	3/8"	- 06	3/8" - 19	7,0	36,5	6,0	15,0		22
L20543-08-08	12	1/2"	- 08	1/2" - 14	9,5	42,0	6,5	18,5		27
L20543-10-10	16	5/8"	- 10	5/8" - 14	12,0	48,5	9,0	19,0		28
L20543-12-12	19	3/4"	- 12	3/4" - 14	16,0	50,5	9,0	21,0		32
L20543-16-16	25	1"	- 16	1" - 11	19,0	54,0	11,0	24,0		38

* No ferrule needed / No necesita casquillo / Keine Fassung notwendig / Ghiera non necessaria