

Bilder Images	Produktgruppen	Product Groups	Rubrik Category
	<b>GV - Gerade Verschraubungen</b>	<b>GV - Straight Couplings</b>	8.9
	- GV - Gerade Verschraubungen	- GV - Straight Couplings	8.10
	- GV - Gerade Verschraubungsstutzen	- GV - Straight Coupling Bodies	8.11
	<b>GRV - Verschraubungen - LL- und L-Reihe</b>	<b>GRV - Stud Reducers - LL- and L-Series</b>	8.12
	- GRV - Verschraubungen	- GRV - Stud Reducers	8.13
	- GRV - Verschraubungsstutzen	- GRV - Stud Reducer Coupling Bodies	8.14
	<b>GRV - Verschraubungen - S-Reihe</b>	<b>GRV - Stud Reducers - S-Series</b>	8.15
	- GRV - Verschraubungen	- GRV - Stud Reducers	8.16
	<b>WV - Winkel-Verschraubungen</b>	<b>WV - Equal Elbows</b>	8.18
	- WV - Winkel-Verschraubungen	- WV - Equal Elbows	8.19
	- WV - Winkel-Verschraubungsstutzen	- WV - Equal Elbow Bodies	8.20
	<b>TV - Verschraubungen</b>	<b>TV - Equal Tees</b>	8.21
	- TV - Verschraubungen	- TV - Equal Tees	8.22
	- TV - Verschraubungsstutzen	- TV - Equal Tee Bodies	8.23
	<b>TRV - Verschraubungen - S-Reihe</b>	<b>TRV - Couplings - S-Series</b>	8.24
	- TRV - Verschraubungen	- TRV - Couplings	8.25
	- TRV - Verschraubungsstutzen	- TRV - Coupling Bodies	8.26
	<b>TRV - Verschraubungen - L-Reihe</b>	<b>TRV - Couplings - L-Series</b>	8.27
	- TRV - Verschraubungen	- TRV - Couplings	8.28
	- TRV - Verschraubungsstutzen	- TRV - Coupling Bodies	8.29
	<b>KV - Kreuz-Verschraubungen</b>	<b>KV - Equal Crosses</b>	8.30
	- KV - Kreuz-Verschraubungen	- KV - Equal Crosses	8.31
	- KV - Kreuzverschraubungsstutzen	- KV - Equal Cross Bodies	8.32
	<b>GSV - Verschraubungen</b>	<b>GSV - Couplings</b>	8.33
	- GSV - Verschraubungen	- GSV - Couplings	8.34
	- GSV - Verschraubungsstutzen	- GSV - Coupling Bodies	8.35
	<b>WSV - Verschraubungen</b>	<b>WSV - Bulkhead Elbows</b>	8.36
	- WSV - Verschraubungen	- WSV - Bulkhead Elbows	8.37
	- WSV - Verschraubungsstutzen	- WSV - Bulkhead Elbow Bodies	8.38
	<b>GE - Verschraubungen - LL- und L-Reihe</b>	<b>GE - Couplings - LL- and L-Series</b>	
	- Whitworth - Zylindrisch - B	- BSP - Parallel - B	8.39
	- Whitworth - Zylindrisch - B	- BSP - Parallel - B	8.40
	- GE - Verschraubungsstutzen - Whitworth - Zylindrisch - B	- GE - Coupling Bodies - BSP - Parallel - B	8.41
	<b>GE - Verschraubungen - LL- und L-Reihe</b>	<b>GE - Couplings - LL- and L-Series</b>	
	- Whitworth - Zylindrisch - wd	- BSP - Parallel - wd	8.42
	- Whitworth - Zylindrisch - wd	- BSP - Parallel - wd	8.43
	- GE - Verschraubungsstutzen - Whitworth - Zylindrisch - wd	- GE - Coupling Bodies - BSP - Parallel - wd	8.44
	<b>GE - Verschraubungen - S-Reihe</b>	<b>GE - Couplings - S-Series</b>	
	- Whitworth - Zylindrisch - B	- BSP - Parallel - B	8.45
	- Whitworth - Zylindrisch - B	- BSP - Parallel - B	8.46
	- GE - Verschraubungsstutzen - Whitworth - Zylindrisch - B	- GE - Coupling Bodies - BSP - Parallel - B	8.47

Bilder Images	Produktgruppen	Product Groups	Rubrik Category
	<b>GE - Verschraubungen - S-Reihe</b>	<b>GE - Couplings - S-Series</b>	
	- Whitworth - Zylindrisch - wd	- BSP - Parallel - wd	8.48
	- GE - Verschraubungsstutzen - Whitworth - Zylindrisch - wd	- GE - Coupling Bodies - BSP - Parallel - wd	8.50
	<b>GE - Verschraubungen - L-Reihe</b>	<b>GE - Couplings - L-Series</b>	
	- Metrisch - Zylindrisch - B	- Metric - Parallel - B	8.51
	- GE - Verschraubungsstutzen - Metrisch - Zylindrisch - B	- GE - Coupling Bodies - Metric - Parallel - B	8.53
	<b>GE - Verschraubungen - S-Reihe</b>	<b>GE - Couplings - S-Series</b>	
	- Metrisch - Zylindrisch - B	- Metric - Parallel - B	8.54
	- GE - Verschraubungsstutzen - Metrisch - Zylindrisch - B	- GE - Coupling Bodies - Metric - Parallel - B	8.56
	<b>GE - Verschraubungen - L-Reihe</b>	<b>GE - Couplings - L-Series</b>	
	- Metrisch - Zylindrisch - wd	- Metric - Parallel - wd	8.57
	- GE - Verschraubungsstutzen - Metrisch - Zylindrisch - wd	- GE - Coupling Bodies - Metric - Parallel - wd	8.59
	<b>GE - Verschraubungen - S-Reihe</b>	<b>GE - Couplings - S-Series</b>	
	- Metrisch - Zylindrisch - wd	- Metric - Parallel - wd	8.60
	- GE - Verschraubungsstutzen - Metrisch - Zylindrisch - wd	- GE - Coupling Bodies - Metric - Parallel - wd	8.62
	<b>GE - Verschraubungen - LL- und L-Reihe</b>	<b>GE - Couplings - LL- and L-Series</b>	
	- NPT	- NPT	8.63
	- GE - Verschraubungsstutzen - NPT	- GE - Coupling Bodies - NPT	8.65
	<b>GE - Verschraubungen - S-Reihe</b>	<b>GE - Couplings - S-Series</b>	
	- NPT	- NPT	8.66
	- GE - Verschraubungsstutzen - NPT	- GE - Coupling Bodies - NPT	8.68
	<b>GE - Verschraubungen - LL- und L-Reihe</b>	<b>GE - Couplings - LL- and L-Series</b>	
	- Whitworth - Kegelig	- BSP - Taper	8.69
	- GE - Verschraubungsstutzen - Whitworth - Kegelig	- GE - Coupling Bodies - BSP - Taper	8.71
	<b>GE - Verschraubungen - S-Reihe</b>	<b>GE - Couplings - S-Series</b>	
	- Whitworth - Kegelig	- BSP - Taper	8.72
	- GE - Verschraubungsstutzen - Whitworth - Kegelig	- GE - Coupling Bodies - BSP - Taper	8.74
	<b>GE - Verschraubungen - LL- und L-Reihe</b>	<b>GE - Couplings - LL- and L-Series</b>	
	- Metrisch - Kegelig	- Metric - Taper	8.75
	- GE - Verschraubungsstutzen - Metrisch - Kegelig	- GE - Coupling Bodies - Metric - Taper	8.77
	<b>GE - Verschraubungen - L-Reihe</b>	<b>GE - Couplings - L-Series</b>	
	- UNF	- UNF	8.78
	- GE - Verschraubungsstutzen - UNF	- GE - Coupling Bodies - UNF	8.80
	<b>GE - Verschraubungen - S-Reihe</b>	<b>GE - Couplings - S-Series</b>	
	- UNF	- UNF	8.81
	- GE - Verschraubungsstutzen - UNF	- GE - Coupling Bodies - UNF	8.83
	<b>WE - Verschraubungen - LL- und L-Reihe</b>	<b>WE - Couplings - LL- and L-Series</b>	
	- Whitworth - Kegelig	- BSP - Taper	8.84
	- WE - Verschraubungsstutzen - Whitworth - Kegelig	- WE - Coupling Bodies - BSP - Taper	8.86
	<b>WE - Verschraubungen - S-Reihe</b>	<b>WE - Couplings - S-Series</b>	
	- Whitworth - Kegelig	- BSP - Taper	8.87
	- WE - Verschraubungsstutzen - Whitworth - Kegelig	- WE - Coupling Bodies - BSP - Taper	8.89













Bilder Images	Produktgruppen	Product Groups	Rubrik Category
	<b>WE - Verschraubungen - L- und S-Reihe</b>	<b>WE - Couplings - L- and S-Series</b>	
	- Whitworth - Zylindrisch	- BSP - Parallel	8.90
	- Whitworth - Zylindrisch	- BSP - Parallel	8.91
	- WE - Verschraubungsstutzen - Whitworth - Zylindrisch	- WE - Coupling Bodies - BSP - Parallel	8.92
	<b>WE - Verschraubungen - LL-, L und S-Reihe</b>	<b>WE - Couplings - LL-, L and S-Series</b>	
	- Metrisch - Kegelig	- Metric - Taper	8.93
	- Metrisch - Kegelig	- Metric - Taper	8.94
	- WE - Verschraubungsstutzen - Metrisch - Kegelig	- WE - Coupling Bodies - Metric - Taper	9.95
	<b>WE - Verschraubungen - L- und S-Reihe</b>	<b>WE - Couplings - L- and S-Series</b>	
	- Metrisch - Zylindrisch	- Metric - Parallel	8.96
	- Metrisch - Zylindrisch	- Metric - Parallel	8.97
	- WE - Verschraubungsstutzen - Metrisch - Zylindrisch	- WE - Coupling Bodies - Metric - Parallel	8.98
	<b>WE - Verschraubungen - LL- und L-Reihe</b>	<b>WE - Couplings - LL- and L-Series</b>	
	- NPT	- NPT	8.99
	- NPT	- NPT	8.100
	- WE - Verschraubungsstutzen - NPT	- WE - Coupling Bodies - NPT	8.101
	<b>WE - Verschraubungen - S-Reihe</b>	<b>WE - Couplings - S-Series</b>	
	- NPT	- NPT	8.102
- NPT	- NPT	8.103	
	- WE - Verschraubungsstutzen - NPT	- WE - Coupling Bodies - NPT	8.104
	<b>TE - Verschraubungen - LL-, L- und S-Reihe</b>	<b>TE - Couplings - LL-, L- and S-Series</b>	
	- Whitworth - Kegelig	- BSP - Taper	8.105
	- Whitworth - Kegelig	- BSP - Taper	8.106
	- TE - Verschraubungsstutzen - Whitworth - Kegelig	- TE - Coupling Bodies - BSP - Taper	8.107
	<b>TE - Verschraubungen - L- und S-Reihe</b>	<b>TE - Couplings - L- and S-Series</b>	
	- Whitworth - Zylindrisch	- BSP - Parallel	8.108
	- Whitworth - Zylindrisch	- BSP - Parallel	8.109
	- TE - Verschraubungsstutzen - Whitworth - Zylindrisch	- TE - Coupling Bodies - BSP - Parallel	8.110
	<b>TE - Verschraubungen - LL, L- und S-Reihe</b>	<b>TE - Couplings - LL, L- and S-Series</b>	
	- Metrisch - Kegelig	- Metric - Taper	8.111
	- Metrisch - Kegelig	- Metric - Taper	8.112
	- TE - Verschraubungsstutzen - Metrisch - Kegelig	- TE - Coupling Bodies - Metric - Taper	8.113
	<b>TE - Verschraubungen - L- und S-Reihe</b>	<b>TE - Couplings - L- and S-Series</b>	
	- Metrisch - Zylindrisch	- Metric - Parallel	8.114
	- Metrisch - Zylindrisch	- Metric - Parallel	8.115
	- TE - Verschraubungsstutzen - Metrisch - Zylindrisch	- TE - Coupling Bodies - Metric - Parallel	8.116
	<b>TE - Verschraubungen - LL, L- und S-Reihe</b>	<b>TE - Couplings - LL, L- and S-Series</b>	
	- NPT	- NPT	8.117
	- NPT	- NPT	8.118
	- TE - Verschraubungsstutzen - NPT	- TE - Coupling Bodies - NPT	8.119
	<b>LE - Verschraubungen - LL-, L- und S-Reihe</b>	<b>LE - Couplings - LL-, L- and S-Series</b>	
	- Whitworth - Kegelig	- BSP - Taper	8.120
	- Whitworth - Kegelig	- BSP - Taper	8.121
	- LE - Verschraubungsstutzen - Whitworth - Kegelig	- LE - Coupling Bodies - BSP - Taper	8.122
	<b>LE - Verschraubungen - L- und S-Reihe</b>	<b>LE - Couplings - L- and S-Series</b>	
	- Whitworth - Zylindrisch	- BSP - Parallel	8.123
	- Whitworth - Zylindrisch	- BSP - Parallel	8.124
	- LE - Verschraubungsstutzen - Whitworth - Zylindrisch	- LE - Coupling Bodies - BSP - Parallel	8.125

Bilder Images	Produktgruppen	Product Groups	Rubrik Category
	<b>LE - Verschraubungen - LL, L- und S-Reihe</b>	<b>LE - Couplings - LL, L- and S-Series</b>	
	- Metrisch - Kegelig	- Metric - Taper	8.126
	- Metrisch - Kegelig	- Metric - Taper	8.127
	<b>LE - Verschraubungen - LL, L- und S-Reihe</b>	<b>LE - Couplings - LL, L- and S-Series</b>	
	- LE - Verschraubungsstutzen - Metrisch - Kegelig	- LE - Coupling Bodies - Metric - Taper	8.128
	- LE - Verschraubungsstutzen - Metrisch - Kegelig	- LE - Coupling Bodies - Metric - Taper	8.129
	<b>LE - Verschraubungen - L- und S-Reihe</b>	<b>LE - Couplings - L- and S-Series</b>	
	- Metrisch - Zylindrisch	- Metric - Parallel	8.129
	- Metrisch - Zylindrisch	- Metric - Parallel	8.130
	<b>LE - Verschraubungen - L- und S-Reihe</b>	<b>LE - Couplings - L- and S-Series</b>	
	- LE - Verschraubungsstutzen - Metrisch - Zylindrisch	- LE - Coupling Bodies - Metric - Parallel	8.131
	- LE - Verschraubungsstutzen - Metrisch - Zylindrisch	- LE - Coupling Bodies - Metric - Parallel	8.132
	<b>LE - Verschraubungen - LL, L- und S-Reihe</b>	<b>LE - Couplings - LL, L- and S-Series</b>	
	- NPT	- NPT	8.132
	- NPT	- NPT	8.133
	<b>LE - Verschraubungen - LL, L- und S-Reihe</b>	<b>LE - Couplings - LL, L- and S-Series</b>	
	- LE - Verschraubungsstutzen - NPT	- LE - Coupling Bodies - NPT	8.134
	- LE - Verschraubungsstutzen - NPT	- LE - Coupling Bodies - NPT	8.135
	<b>Gerade Aufsteckstutzen</b>	<b>Stud Standpipe Connectors</b>	
	- Whitworth - Zylindrisch - ov	- BSP - Parallel - ov	8.135
	<b>Gerade Aufsteckstutzen</b>	<b>Stud Standpipe Connectors</b>	
	- Whitworth - Zylindrisch - Vormontiert	- BSP - Parallel - Pre-Assembled	8.136
	<b>Gerade Aufsteckstutzen</b>	<b>Stud Standpipe Connectors</b>	
	- Whitworth - Zylindrisch - Vormontiert	- BSP - Parallel - Pre-Assembled	8.137
	<b>Gerade Aufsteckstutzen</b>	<b>Stud Standpipe Connectors</b>	
	- NPT - ov	- NPT - ov	8.138
	<b>Gerade Aufsteckstutzen</b>	<b>Stud Standpipe Connectors</b>	
	- NPT - Vormontiert	- NPT - Pre-Assembled	8.139
	<b>Gerade Aufsteckstutzen</b>	<b>Stud Standpipe Connectors</b>	
	- NPT - Vormontiert	- NPT - Pre-Assembled	8.140
	<b>Gerade Aufsteckstutzen</b>	<b>Stud Standpipe Connectors</b>	
	- Metrisch - Zylindrisch - ov	- Metric - Parallel - ov	8.141
	<b>Gerade Aufsteckstutzen</b>	<b>Stud Standpipe Connectors</b>	
	- Metrisch - Zylindrisch - Vormontiert	- Metric - Parallel - Pre-Assembled	8.142
	<b>Gerade Aufsteckstutzen</b>	<b>Stud Standpipe Connectors</b>	
	- Metrisch - Zylindrisch - Vormontiert	- Metric - Parallel - Pre-Assembled	8.143
	<b>MV - Verschraubungen</b>	<b>MV - Gauge Couplings</b>	
	- Whitworth - Zylindrisch	- BSP - Female - Parallel	8.144
	- Whitworth - Zylindrisch	- BSP - Female - Parallel	8.145
	<b>MV - Verschraubungen</b>	<b>MV - Gauge Couplings</b>	
	- MV - Verschraubungsstutzen - Whitworth - Zylindrisch	- MV - Gauge Coupling Bodies - BSP - Female - Parallel	8.146
	- MV - Verschraubungsstutzen - Whitworth - Zylindrisch	- MV - Gauge Coupling Bodies - BSP - Female - Parallel	8.147
	<b>MV - Verschraubungen</b>	<b>MV - Gauge Couplings</b>	
	- NPT	- NPT	8.147
	- NPT	- NPT	8.148
	<b>MV - Verschraubungen</b>	<b>MV - Gauge Couplings</b>	
	- MV - Verschraubungsstutzen - NPT	- MV - Gauge Coupling Bodies - NPT	8.149



Bilder Images	Produktgruppen	Product Groups	Rubrik Category
	<b>MV - Verschraubungen - Einstellbar</b>	<b>MV - Gauge Swivel Couplings</b>	
	- Whitworth - Zylindrisch	- BSP - Female - Parallel	8.150
	- Whitworth - Zylindrisch	- BSP - Female - Parallel	8.151
	- MV - Verschraubungsstutzen - Whitworth - Zylindrisch	- MV - Gauge Swivel Coupling Bodies - BSP - Female - Parallel	8.152
	<b>GAI - Verschraubungen</b>	<b>GAI - Female Stud Couplings</b>	
	- Whitworth - Zylindrisch - Innen	- BSP - Parallel - Female	8.153
	- Whitworth - Zylindrisch - Innen	- BSP - Parallel - Female	8.154
	- GAI - Verschraubungsstutzen - Whitworth - Zylindrisch - Innen	- GAI - Female Stud Coupling Bodies - BSP - Parallel - Female	8.155
	- Metrisch - Zylindrisch - Innen	- Metric - Parallel - Female	8.156
	- Metrisch - Zylindrisch - Innen	- Metric - Parallel - Female	8.157
	- GAI - Verschraubungsstutzen - Metrisch - Zylindrisch - Innen	- GAI - Female Stud Coupling Bodies - Metric - Parallel - Female	8.158
	<b>GAI - Verschraubungen</b>	<b>GAI - Female Stud Couplings</b>	
	- NPT - Innen	- NPT - Female	8.159
	- NPT - Innen	- NPT - Female	8.160
	- GAI - Verschraubungsstutzen - NPT - Innen	- GAI - Female Stud Coupling Bodies - NPT - Female	8.161
	<b>WHV - Verschraubungen</b>	<b>WHV - Banjo Elbows</b>	
	- Whitworth - Zylindrisch	- BSP - Parallel	8.162
	- Whitworth - Zylindrisch	- BSP - Parallel	8.163
	- Whitworth - Zylindrisch	- BSP - Parallel	8.164
	- Metrisch - Zylindrisch	- Metric - Parallel	8.165
	- Metrisch - Zylindrisch	- Metric - Parallel	8.166
	<b>THV - Verschraubungen</b>	<b>THV - Banjo Tees</b>	
	- Whitworth - Zylindrisch	- BSP - Parallel	8.168
	- Whitworth - Zylindrisch	- BSP - Parallel	8.169
	- Whitworth - Zylindrisch	- BSP - Parallel	8.170
	- Metrisch - Zylindrisch	- Metric - Parallel	8.171
	- Metrisch - Zylindrisch	- Metric - Parallel	8.172
	<b>EVW - Verschraubungen</b>	<b>EVW - Swivel Elbows</b>	
	- Einstellbar - Vormontiert	- Male Stud Type - Pre-Assembled	8.174
	- Einstellbar - Vormontiert	- Male Stud Type - Pre-Assembled	8.175
	- Einstellbar - Vormontiert	- Male Stud Type - Pre-Assembled	8.176
	<b>EVW - Verschraubungen</b>	<b>EVW - Swivel Elbows</b>	
	- Whitworth - Zylindrisch - Vormontiert	- BSP - Parallel - Pre-Assembled	8.177
	- Whitworth - Zylindrisch - Vormontiert	- BSP - Parallel - Pre-Assembled	8.178
	- Whitworth - Zylindrisch - Vormontiert	- BSP - Parallel - Pre-Assembled	8.179
	- Metrisch - Zylindrisch - Vormontiert	- Metric - Parallel - Pre-Assembled	8.180
	- Metrisch - Zylindrisch - Vormontiert	- Metric - Parallel - Pre-Assembled	8.181
	<b>EVT - Verschraubungen</b>	<b>EVT - Swivel Branch Tees</b>	
	- Einstellbar - Vormontiert	- Male Stud Type - Pre-Assembled	8.183
	- Einstellbar - Vormontiert	- Male Stud Type - Pre-Assembled	8.184
	- Einstellbar - Vormontiert	- Male Stud Type - Pre-Assembled	8.185
	<b>EVT - Verschraubungen</b>	<b>EVT - Swivel Branch Tees</b>	
	- Whitworth - Zylindrisch - Vormontiert	- BSP - Parallel - Pre-Assembled	8.186
	- Whitworth - Zylindrisch - Vormontiert	- BSP - Parallel - Pre-Assembled	8.187
	- Whitworth - Zylindrisch - Vormontiert	- BSP - Parallel - Pre-Assembled	8.188
	<b>EVT - Verschraubungen</b>	<b>EVT - Swivel Branch Tees</b>	
	- Metrisch - Zylindrisch - Vormontiert	- Metric - Parallel - Pre-Assembled	8.189
	- Metrisch - Zylindrisch - Vormontiert	- Metric - Parallel - Pre-Assembled	8.190
	- Metrisch - Zylindrisch - Vormontiert	- Metric - Parallel - Pre-Assembled	8.191

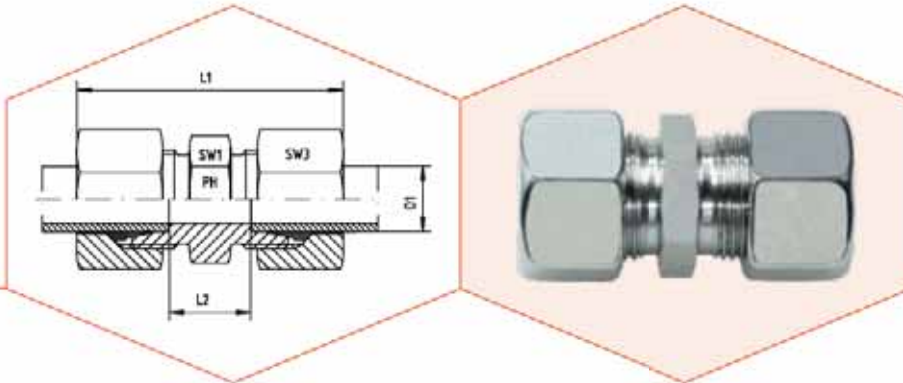
Bilder Images	Produktgruppen	Product Groups	Rubrik Category
	<b>EVL - Verschraubungen</b>	<b>EVL - Swivel Barrel Tees</b>	
	- Einstellbar - Vormontiert	- Male Stud Type - Pre-Assembled	8.192
	- Einstellbar - Vormontiert	- Male Stud Type - Pre-Assembled	8.193
	- Einstellbar - Vormontiert	- Male Stud Type - Pre-Assembled	8.194
	<b>EVL - Verschraubungen</b>	<b>EVL - Swivel Barrel Tees</b>	
	- Whitworth - Zylindrisch - Vormontiert	- BSP - Parallel - Pre-Assembled	8.195
	- Whitworth - Zylindrisch - Vormontiert	- BSP - Parallel - Pre-Assembled	8.196
	- Whitworth - Zylindrisch - Vormontiert	- BSP - Parallel - Pre-Assembled	8.197
	- Metrisch - Zylindrisch - Vormontiert	- Metric - Parallel - Pre-Assembled	8.198
	- Metrisch - Zylindrisch - Vormontiert	- Metric - Parallel - Pre-Assembled	8.199
	- Metrisch - Zylindrisch - Vormontiert	- Metric - Parallel - Pre-Assembled	8.200
	<b>Kegel-Rückschlagventile - Beschreibung</b>	<b>Non-Return Valves - Description</b>	8.201
	<b>Rückschlag-Durchgangsventile - Innengewinde</b>	<b>Non-Return Valves - Inside Thread</b>	8.202
	<b>Einschraub-Rückschlagventile</b>	<b>Non-Return Valves</b>	
	- Metrisch - Zylindrisch	- Metric - Parallel	8.203
	- Metrisch - Zylindrisch	- Metric - Parallel	8.204
	- Metrisch - Zylindrisch	- Metric - Parallel	8.205
	- Whitworth - Zylindrisch	- BSP - Parallel	8.206
	- Whitworth - Zylindrisch	- BSP - Parallel	8.207
	- Whitworth - Zylindrisch	- BSP - Parallel	8.208
	<b>Einschraub-Rückschlagventile</b>	<b>Non-Return Valves</b>	
	- Metrisch - Zylindrisch	- Metric - Parallel	8.209
	- Metrisch - Zylindrisch	- Metric - Parallel	8.210
	- Metrisch - Zylindrisch	- Metric - Parallel	8.211
	- Whitworth - Zylindrisch	- BSP - Parallel	8.212
	- Whitworth - Zylindrisch	- BSP - Parallel	8.213
	- Whitworth - Zylindrisch	- BSP - Parallel	8.214
	<b>Rückschlag-Durchgangsventile mit Schneidringanschluss</b>	<b>Non-Return Valves with Tube Cutting Ring Connection</b>	8.215
	- Rückschlag-Durchgangsventile mit Schneidringanschluss	- Non-Return Valves with Tube Cutting Ring Connection	8.216
	- Rückschlag-Durchgangsventile mit Schneidringanschluss	- Non-Return Valves with Tube Cutting Ring Connection	8.217
	<b>Konus-Reduzieranschlüsse</b>	<b>Tube End Reducers</b>	8.218
	- Konus-Reduzieranschlüsse	- Tube End Reducers	8.219
	- Konus-Reduzieranschlüsse	- Tube End Reducers	8.220
	- Konus-Reduzieranschlüsse	- Tube End Reducers	8.221
	- Konus-Reduzieranschlüsse	- Tube End Reducers	8.222
	- Konus-Reduzieranschlüsse	- Tube End Reducers	8.223
	<b>Gewinde-Reduzierungen</b>	<b>Male/Female Stud Adaptors</b>	
	- Rohrgewinde - Zylindrisch	- BSP - Parallel	8.224
	<b>Gewinde-Reduzierungen</b>	<b>Male/Female Stud Adaptors</b>	
	- Rohrgewinde - Zylindrisch	- BSP - Parallel	8.225
	<b>Gewinde-Reduzierungen</b>	<b>Male/Female Stud Adaptors</b>	
	- Rohrgewinde - Zylindrisch - Mit Weichdichtung	- BSP - Parallel - With Soft Sealing	8.226



Bilder Images	Produktgruppen	Product Groups	Rubrik Category
	Gewinde-Reduzierungen - Rohrgewinde - Zylindrisch - Mit Weichdichtung	Male/Female Stud Adaptors - BSP - Parallel - With Soft Sealing	8.227
	XROV - Verschlussstücke für Rohrenden	XROV - Blanking Plugs for Tube Ends	8.228
	VKA - Verschlusskegel für Bohrungsform W DIN 3861	VKA - Coupling Plugs for Port End W DIN 3861	8.229
	VST - Verschlusschrauben mit Innensechskant	VST - Socket Head Port Plugs with Internal Hex	8.230
	Verstärkungshülsen	Reinforcing Rings	8.231
	Gegenmutter für Schottverschraubungen - Metrisch	Locknuts for Bulkhead Couplings - Metric	8.232
	Überwurfschrauben - DIN 3871	Internal Coupling Nuts - DIN 3871	8.233
	Kunststoffdichtringe für Schwenkverschraubungen WHV / THV	PTFE - Seal Rings for Banjo Couplings WHV / THV	8.234
	Weichdichtringe für Schwenkverschraubungen WHV / THV	Soft Seal Rings for Banjo Couplings WHV / THV	8.235
	DKR - Dichtkantenringe für Außengewinde - WHV / THV	DKR - Seal Edgerings for External Thread - WHV / THV	8.236
	DKRI - Dichtkantenringe für Innengewinde	DKRI - Seal Edgerings for Internal Thread	8.237

Bilder Images	Produktgruppen	Product Groups	Rubrik Category
	Weichdichtringe - WD (Viton) - DIN 3869	Soft Seal Rings - WD (Viton) - DIN 3869	8.238
	Flanschprofildichtungen für SAE J 518 / ISO 6162	Profiled Flange Sealings for SAE J 518 / ISO 6162	8.239
	Zweikanten-Schneidringe	Double-Bite Cutting Rings	8.240
	ES4-Zweikanten-Schneidringe mit Weichdichtung - Viton	ES4-Double-Bite Cutting Rings with Soft-Seal - Viton	8.241
	Überwurfmutter für Schneidringanschluss - Überwurfmutter für Schneidringanschluss	Nuts for Cutting Ring Connections - Nuts for Cutting Ring Connections	8.242 8.243

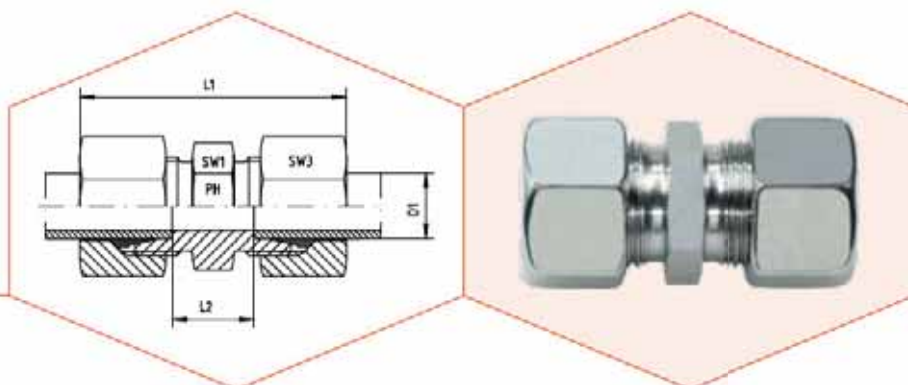




Reihe Series	Druck Pressure PN	Rohr A.D. Tube O.D. D1	Ca. Maße Approx. Dimensions				Bestellzeichen Order-Code Standard	Brutto-Preis Gross-Price Euro (€)
			L1	L2	SW1	SW3		
LL	100	4	35,0	12	9	10	GV-LL-04	11,04
LL	100	6	36,0	9	11	12	GV-LL-06	12,32
LL	100	8	38,5	12	12	14	GV-LL-08	13,63

Reihe Series	Druck Pressure PN	Rohr A.D. Tube O.D. D1	Ca. Maße Approx. Dimensions				Bestellzeichen Order-Code Standard	Brutto-Preis Gross-Price Euro (€)
			L1	L2	SW1	SW3		
L	500	6	44,0	10	12	14	GV-L-06	8,03
L	500	8	45,0	11	14	17	GV-L-08	10,02
L	500	10	48,0	13	17	19	GV-L-10	12,40
L	400	12	49,0	14	19	22	GV-L-12	14,24
L	400	15	54,0	16	24	27	GV-L-15	18,84
L	400	18	56,0	16	27	32	GV-L-18	28,12
L	250	22	63,0	20	32	36	GV-L-22	36,61
L	250	28	65,0	21	41	41	GV-L-28	58,08
L	250	35	74,0	20	46	50	GV-L-35	76,95
L	250	42	75,0	21	55	60	GV-L-42	104,97

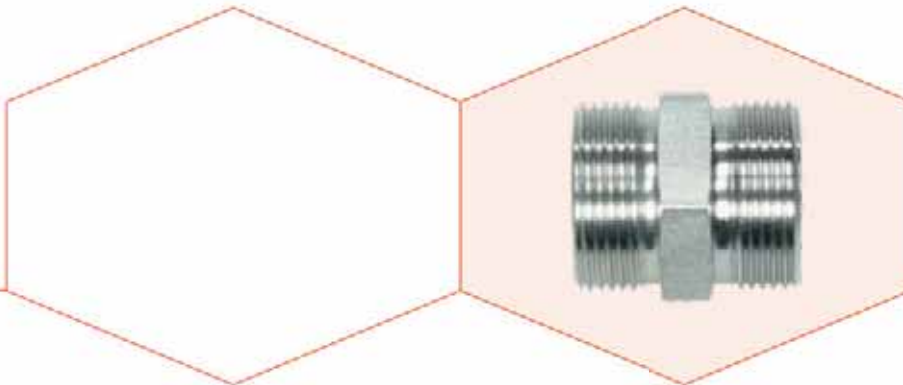
Reihe Series	Druck Pressure PN	Rohr A.D. Tube O.D. D1	Ca. Maße Approx. Dimensions				Bestellzeichen Order-Code Standard	Brutto-Preis Gross-Price Euro (€)
			L1	L2	SW1	SW3		
S	800	6	50,0	16	14	17	GV-S-06	10,10
S	800	8	52,0	18	17	19	GV-S-08	11,96
S	800	10	54,0	17	19	22	GV-S-10	15,01
S	630	12	57,0	19	22	24	GV-S-12	16,77
S	630	14	63,0	22	24	27	GV-S-14	21,22
S	630	16	65,0	21	27	30	GV-S-16	27,99
S	420	20	73,0	23	32	36	GV-S-20	39,88
S	420	25	84,0	26	41	46	GV-S-25	66,37
S	420	30	88,0	27	46	50	GV-S-30	89,48
S	420	38	99,0	29	55	60	GV-S-38	120,16



Reihe Series	Druck Pressura PN	Rohr A.D. Tube O.D. D1	Ca. Maße Approx. Dimensions				Bestellzeichen Order-Code SC	Brutto-Preis Gross-Price Euro (€)
			L1	L2	SW1	SW3		
L	500	6	44,0	10	12	14	GV-L-06-SC	8,67
L	500	8	45,0	11	14	17	GV-L-08-SC	10,90
L	500	10	48,0	13	17	19	GV-L-10-SC	13,28
L	400	12	49,0	14	19	22	GV-L-12-SC	15,36
L	400	15	54,0	16	24	27	GV-L-15-SC	21,00
L	400	18	56,0	16	27	32	GV-L-18-SC	31,40
L	250	22	63,0	20	32	36	GV-L-22-SC	40,13
L	250	28	65,0	21	41	41	GV-L-28-SC	62,08
L	250	35	74,0	20	46	50	GV-L-35-SC	84,39
L	250	42	75,0	21	55	60	GV-L-42-SC	113,61

Reihe Series	Druck Pressura PN	Rohr A.D. Tube O.D. D1	Ca. Maße Approx. Dimensions				Bestellzeichen Order-Code SC	Brutto-Preis Gross-Price Euro (€)
			L1	L2	SW1	SW3		
S	800	6	50,0	16	14	17	GV-S-06-SC	10,98
S	800	8	52,0	18	17	19	GV-S-08-SC	12,84
S	800	10	54,0	17	19	22	GV-S-10-SC	16,13
S	630	12	57,0	19	22	24	GV-S-12-SC	18,45
S	630	14	63,0	22	24	27	GV-S-14-SC	24,34
S	630	16	65,0	21	27	30	GV-S-16-SC	31,11
S	420	20	73,0	23	32	38	GV-S-20-SC	43,64
S	420	25	84,0	26	41	46	GV-S-25-SC	72,37
S	420	30	88,0	27	46	50	GV-S-30-SC	97,80
S	420	38	99,0	29	55	60	GV-S-38-SC	131,44

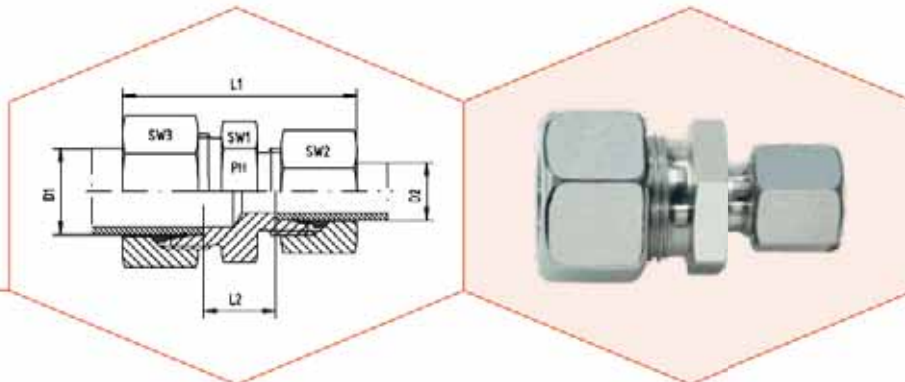




Reihe Series	Druck Pressure PN	Rohr A.D. Tube O.D. D1	Ca. Maße Approx. Dimensions			Bestellzeichen Order-Code OMD	Brutto-Preis Gross-Price Euro (€)
LL	100	4				GV-LL-04-OMD	5,72
LL	100	6				GV-LL-06-OMD	6,24
LL	100	8				GV-LL-08-OMD	6,63

Reihe Series	Druck Pressure PN	Rohr A.D. Tube O.D. D1	Ca. Maße Approx. Dimensions			Bestellzeichen Order-Code OMD	Brutto-Preis Gross-Price Euro (€)
L	500	6				GV-L-06-OMD	3,41
L	500	8				GV-L-08-OMD	4,42
L	500	10				GV-L-10-OMD	5,68
L	400	12				GV-L-12-OMD	6,46
L	400	15				GV-L-15-OMD	8,56
L	400	18				GV-L-18-OMD	10,88
L	250	22				GV-L-22-OMD	15,99
L	250	28				GV-L-28-OMD	28,38
L	250	35				GV-L-35-OMD	34,73
L	250	42				GV-L-42-OMD	50,11

Reihe Series	Druck Pressure PN	Rohr A.D. Tube O.D. D1	Ca. Maße Approx. Dimensions			Bestellzeichen Order-Code OMD	Brutto-Preis Gross-Price Euro (€)
S	800	6				GV-S-06-OMD	4,52
S	800	8				GV-S-08-OMD	5,56
S	800	10				GV-S-10-OMD	7,13
S	630	12				GV-S-12-OMD	7,87
S	630	14				GV-S-14-OMD	10,22
S	630	16				GV-S-16-OMD	11,57
S	420	20				GV-S-20-OMD	18,72
S	420	25				GV-S-25-OMD	29,13
S	420	30				GV-S-30-OMD	42,60
S	420	38				GV-S-38-OMD	56,88



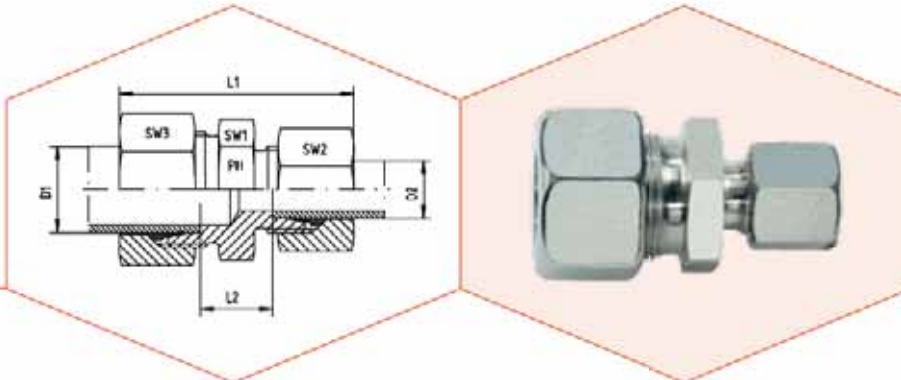
**Gerade Reduzier-Verschraubungen**  
LL- und L-Reihe

**Straight Reducer Couplings**  
LL- and L-Series

Reihe Series	Druck Pressure PN	Rohr A.D. Tube O.D.		Ca. Maße Approx. Dimensions					Bestellzeichen Order-Code Standard	Brutto-Preis Gross-Price Euro (€)
		D1	D2	L1	L2	SW1	SW2	SW3		
LL	100	6	4	36,0	10,5	11	10	12	GRV-LL-06/04	13,55
LL	100	8	6	38,0	11,0	12	12	14	GRV-LL-08/06	14,95

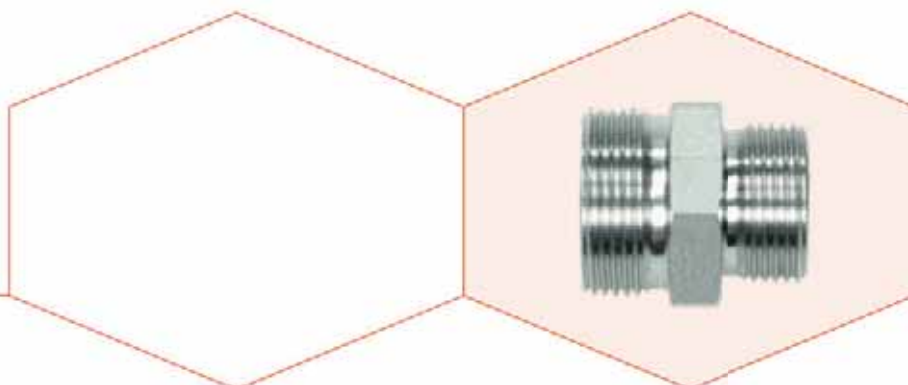
Reihe Series	Druck Pressure PN	Rohr A.D. Tube O.D.		Ca. Maße Approx. Dimensions					Bestellzeichen Order-Code Standard	Brutto-Preis Gross-Price Euro (€)
		D1	D2	L1	L2	SW1	SW2	SW3		
L	500	8	6	45,5	11,0	14	14	17	GRV-L-08/06	13,04
L	500	10	6	47,0	12,0	17	14	19	GRV-L-10/06	14,11
L	500	10	8	47,0	12,0	17	17	19	GRV-L-10/08	15,98
L	400	12	6	48,0	13,0	19	14	22	GRV-L-12/06	16,11
L	400	12	8	48,0	13,0	19	17	22	GRV-L-12/08	17,38
L	400	12	10	49,5	14,0	19	19	22	GRV-L-12/10	18,66
L	400	15	6	50,5	14,0	24	14	27	GRV-L-15/06	19,79
L	400	15	8	50,5	14,0	24	17	27	GRV-L-15/08	21,22
L	400	15	10	52,0	15,0	24	19	27	GRV-L-15/10	22,73
L	400	15	12	52,0	15,0	24	22	27	GRV-L-15/12	23,49
L	400	18	8	52,0	14,5	27	27	32	GRV-L-18/08	30,68
L	400	18	10	53,5	15,5	27	19	32	GRV-L-18/10	32,01
L	400	18	12	53,5	15,5	27	22	32	GRV-L-18/12	33,46
L	400	18	15	56,5	16,5	27	27	32	GRV-L-18/15	35,13
L	250	22	8	56,5	17,5	32	17	36	GRV-L-22/08	44,28
L	250	22	10	57,0	17,5	32	19	36	GRV-L-22/10	44,28
L	250	22	12	57,0	17,5	32	22	36	GRV-L-22/12	44,43
L	250	22	15	59,0	18,5	32	27	36	GRV-L-22/15	43,92
L	250	22	18	60,0	18,0	32	32	36	GRV-L-22/18	46,53
L	250	28	10	60,0	20,5	41	19	41	GRV-L-28/10	69,03
L	250	28	12	60,0	19,0	41	22	41	GRV-L-28/12	72,35
L	250	28	15	62,5	19,0	41	27	41	GRV-L-28/15	71,58
L	250	28	18	61,0	19,0	41	32	41	GRV-L-28/18	74,14
L	250	28	22	64,0	21,0	41	36	41	GRV-L-28/22	78,69
L	250	35	15			46	27	50	GRV-L-35/15	93,21
L	250	35	18	66,5	19,0	46	32	50	GRV-L-35/18	93,31
L	250	35	22	69,5	21,0	46	36	50	GRV-L-35/22	93,67
L	250	35	28	70,5	21,0	46	41	50	GRV-L-35/28	101,75
L	250	42	15			55	27	60	GRV-L-42/15	126,80
L	250	42	18		20,5	55	32	60	GRV-L-42/18	126,80
L	250	42	22	70,5	22,5	55	36	60	GRV-L-42/22	127,31
L	250	42	28	71,0	22,5	55	41	60	GRV-L-42/28	127,82
L	250	42	35	75,0	21,5	55	50	60	GRV-L-42/35	132,94




 Gerade Reduzier-Verschraubungen  
 L-Reihe

 Straight Reducer Couplings  
 L-Series

Reihe Series	Druck Pressure PN	Rohr A.D. Tube O.D.		Ca. Maße Approx. Dimensions					Bestellzeichen Order-Code SC	Brutto-Preis Gross-Price Euro (€)
		D1	D2	L1	L2	SW1	SW2	SW3		
L	500	8	6	45,5	11,0	14	14	17	GRV-L-08/06-SC	13,80
L	500	10	6	47,0	12,0	17	14	19	GRV-L-10/06-SC	14,87
L	500	10	8	47,0	12,0	17	17	19	GRV-L-10/08-SC	16,86
L	400	12	6	48,0	13,0	19	14	22	GRV-L-12/06-SC	16,99
L	400	12	8	48,0	13,0	19	17	22	GRV-L-12/08-SC	18,38
L	400	12	10	49,5	14,0	19	19	22	GRV-L-12/10-SC	19,66
L	400	15	6	50,5	14,0	24	14	27	GRV-L-15/06-SC	21,18
L	400	15	8	50,5	14,0	24	17	27	GRV-L-15/08-SC	22,74
L	400	15	10	52,0	15,0	24	19	27	GRV-L-15/10-SC	24,25
L	400	15	12	52,0	15,0	24	22	27	GRV-L-15/12-SC	25,13
L	400	18	8	52,0	14,5	27	27	32	GRV-L-18/08-SC	32,76
L	400	18	10	53,5	15,5	27	19	32	GRV-L-18/10-SC	34,09
L	400	18	12	53,5	15,5	27	22	32	GRV-L-18/12-SC	35,66
L	400	18	15	56,5	16,5	27	27	32	GRV-L-18/15-SC	37,85
L	250	22	8	56,5	17,5	32	17	36	GRV-L-22/08-SC	46,48
L	250	22	10	57,0	17,5	32	19	36	GRV-L-22/10-SC	46,48
L	250	22	12	57,0	17,5	32	22	36	GRV-L-22/12-SC	46,75
L	250	22	15	59,0	18,5	32	27	36	GRV-L-22/15-SC	46,76
L	250	22	18	60,0	18,0	32	32	36	GRV-L-22/18-SC	49,93
L	250	28	10	60,0	20,5	41	19	41	GRV-L-28/10-SC	71,47
L	250	28	12	60,0	19,0	41	22	41	GRV-L-28/12-SC	74,91
L	250	28	15	62,5	19,0	41	27	41	GRV-L-28/15-SC	74,66
L	250	28	18	61,0	19,0	41	32	41	GRV-L-28/18-SC	77,78
L	250	28	22	64,0	21,0	41	36	41	GRV-L-28/22-SC	80,45
L	250	35	15			46	27	50	GRV-L-35/15-SC	98,01
L	250	35	18	66,5	19,0	46	32	50	GRV-L-35/18-SC	98,67
L	250	35	22	69,5	21,0	46	36	50	GRV-L-35/22-SC	99,15
L	250	35	28	70,5	21,0	46	41	50	GRV-L-35/28-SC	107,47
L	250	42	15			55	27	60	GRV-L-42/15-SC	132,20
L	250	42	18		20,5	55	32	60	GRV-L-42/18-SC	132,76
L	250	42	22	70,5	22,5	55	36	60	GRV-L-42/22-SC	133,39
L	250	42	28	71,0	22,5	55	41	60	GRV-L-42/28-SC	134,14
L	250	42	35	75,0	21,5	55	50	60	GRV-L-42/35-SC	140,98



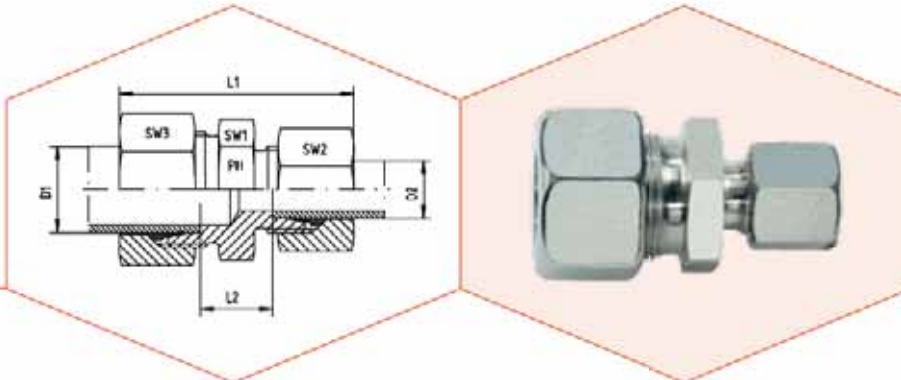
Gerade Reduzier-Verschraubungsstutzen  
LL- und L-Reihe

Straight Reducer Coupling Bodies  
LL- and L-Series

Reihe Series	Druck Pressure PN	Rohr A.D. Tube O.D.		Ca. Maße Approx. Dimensions				Bestellzeichen Order-Code OMD	Brutto-Preis Gross-Price Euro (€)
		D1	D2						
LL	100	6	4					GRV-LL-06/04-OMD	7,65
LL	100	8	6					GRV-LL-08/06-OMD	8,41

Reihe Series	Druck Pressure PN	Rohr A.D. Tube O.D.		Ca. Maße Approx. Dimensions				Bestellzeichen Order-Code OMD	Brutto-Preis Gross-Price Euro (€)
		D1	D2						
L	500	8	6					GRV-L-08/06-OMD	7,93
L	500	10	6					GRV-L-10/06-OMD	8,44
L	500	10	8					GRV-L-10/08-OMD	9,82
L	400	12	6					GRV-L-12/06-OMD	9,91
L	400	12	8					GRV-L-12/08-OMD	10,69
L	400	12	10					GRV-L-12/10-OMD	11,41
L	400	15	6					GRV-L-15/06-OMD	12,34
L	400	15	8					GRV-L-15/08-OMD	13,28
L	400	15	10					GRV-L-15/10-OMD	14,23
L	400	15	12					GRV-L-15/12-OMD	14,46
L	400	18	8					GRV-L-18/08-OMD	19,26
L	400	18	10					GRV-L-18/10-OMD	20,03
L	400	18	12					GRV-L-18/12-OMD	20,95
L	400	18	15					GRV-L-18/15-OMD	21,37
L	250	22	8					GRV-L-22/08-OMD	30,61
L	250	22	10					GRV-L-22/10-OMD	30,61
L	250	22	12					GRV-L-22/12-OMD	30,23
L	250	22	15					GRV-L-22/15-OMD	28,47
L	250	22	18					GRV-L-22/18-OMD	27,60
L	250	28	10					GRV-L-28/10-OMD	50,82
L	250	28	12					GRV-L-28/12-OMD	53,61
L	250	28	15					GRV-L-28/15-OMD	51,59
L	250	28	18					GRV-L-28/18-OMD	50,67
L	250	28	22					GRV-L-28/22-OMD	51,53
L	250	35	15					GRV-L-35/15-OMD	66,96
L	250	35	18					GRV-L-35/18-OMD	83,58
L	250	35	22					GRV-L-35/22-OMD	62,25
L	250	35	28					GRV-L-35/28-OMD	65,79
L	250	42	15					GRV-L-42/15-OMD	94,23
L	250	42	18					GRV-L-42/18-OMD	90,75
L	250	42	22					GRV-L-42/22-OMD	89,57
L	250	42	28					GRV-L-42/28-OMD	85,54
L	250	42	35					GRV-L-42/35-OMD	84,40

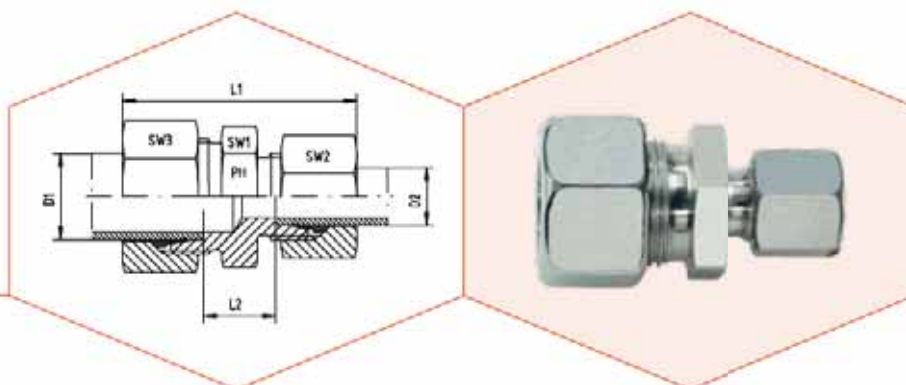



 Gerade Reduzier-Verschraubungen  
 S-Reihe

*Straight Reducer Couplings*  
 S-Series

Reihe Series	Druck Pressure PN	Rohr A.D. Tube O.D.		Ca. Maße Approx. Dimensions:					Bestellzeichen Order-Code Standard	Brutto-Preis Gross-Price Euro (€)
		D1	D2	L1	L2	SW1	SW2	SW3		
S	800	8	6	52,5	18,0	17	17	19	GRV-S-08/06	16,87
S	800	10	6	53,5	17,5	19	17	22	GRV-S-10/06	19,15
S	800	10	8	54,0	17,5	19	19	22	GRV-S-10/08	21,04
S	630	12	6	55,5	19,5	22	17	24	GRV-S-12/06	22,09
S	630	12	8	55,5	18,5	22	18	24	GRV-S-12/08	23,01
S	630	12	10	56,5	19,0	22	22	24	GRV-S-12/10	22,98
S	630	14	6			24	17	27	GRV-S-14/06	25,21
S	630	14	8			24	19	27	GRV-S-14/08	25,31
S	630	14	10	60,0	20,5	24	22	27	GRV-S-14/10	25,36
S	630	14	12	60,0	20,5	24	24	27	GRV-S-14/12	27,94
S	630	16	6	59,5	20,0	27	17	30	GRV-S-16/06	32,98
S	630	16	8	59,5	20,0	27	19	30	GRV-S-16/08	33,08
S	630	16	10	60,5	20,0	27	22	30	GRV-S-16/10	32,60
S	630	16	12	60,5	20,0	27	24	30	GRV-S-16/12	33,08
S	630	16	14	63,5	21,5	27	27	30	GRV-S-16/14	37,84
S	420	20	6	64,5	23,5	32	17	36	GRV-S-20/06	43,72
S	420	20	8	64,5	21,0	32	19	36	GRV-S-20/08	43,72
S	420	20	10	65,5	22,0	32	22	36	GRV-S-20/10	43,77
S	420	20	12	65,5	22,0	32	24	36	GRV-S-20/12	46,09
S	420	20	14	68,5	23,0	32	27	36	GRV-S-20/14	50,03
S	420	20	16	69,5	23,0	32	30	36	GRV-S-20/16	52,16
S	420	25	6			41	17	46	GRV-S-25/06	*
S	420	25	8	71,5	26,5	41	19	46	GRV-S-25/08	81,71
S	420	25	10	72,5	27,5	41	22	46	GRV-S-25/10	81,71
S	420	25	12	72,5	24,0	41	24	46	GRV-S-25/12	81,71
S	420	25	14	74,5	26,5	41	27	46	GRV-S-25/14	81,81
S	420	25	16	74,5	25,5	41	30	46	GRV-S-25/16	81,81
S	420	25	20	79,0	25,5	41	36	46	GRV-S-25/20	86,92
S	420	30	10			46	22	50	GRV-S-30/10	114,02
S	420	30	12	74,5	27,0	46	24	50	GRV-S-30/12	114,02
S	420	30	14			46	27	50	GRV-S-30/14	114,02
S	420	30	16	78,5	26,0	46	30	50	GRV-S-30/16	114,53
S	420	30	20	81,5	26,0	46	36	50	GRV-S-30/20	115,04
S	420	30	25	86,0	26,5	46	46	50	GRV-S-30/25	120,16
S	420	38	10			55	22	60	GRV-S-38/10	146,74
S	420	38	12			55	24	60	GRV-S-38/12	146,74
S	420	38	14			55	27	60	GRV-S-38/14	146,74
S	420	38	16	85,0	26,0	55	30	60	GRV-S-38/16	147,77
S	420	38	20	88,0	28,0	55	36	60	GRV-S-38/20	148,28
S	420	38	25	94,0	29,0	55	46	60	GRV-S-38/25	150,83
S	420	38	30	95,5	29,5	55	50	60	GRV-S-38/30	150,83

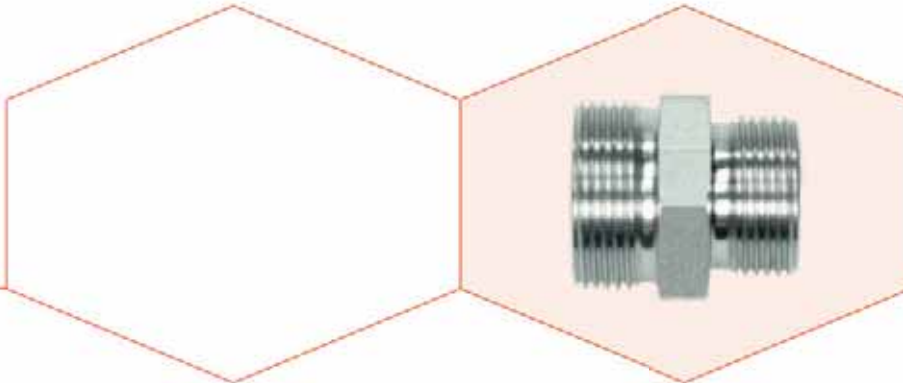




Gerade Reduzier-Verschraubungen  
S-Reihe

Straight Reducer Couplings  
S-Series

Reihe Series	Druck Pressure PN	Rohr A.D. Tube O.D.		Ca. Maße Approx. Dimensions					Bestellzeichen Order-Code SC	Brutto-Preis Gross-Price Euro (€)
		D1	D2	L1	L2	SW1	SW2	SW3		
S	800	8	6	52,5	18,0	17	17	19	GRV-S-08/06-SC	17,75
S	800	10	6	53,5	17,5	19	17	22	GRV-S-10/06-SC	20,15
S	800	10	8	54,0	17,5	19	19	22	GRV-S-10/08-SC	22,04
S	630	12	6	55,5	19,5	22	17	24	GRV-S-12/06-SC	23,37
S	630	12	8	55,5	19,5	22	19	24	GRV-S-12/08-SC	24,29
S	630	12	10	56,5	19,0	22	22	24	GRV-S-12/10-SC	24,38
S	630	14	6			24	17	27	GRV-S-14/06-SC	27,21
S	630	14	8			24	19	27	GRV-S-14/08-SC	27,31
S	630	14	10	60,0	20,5	24	22	27	GRV-S-14/10-SC	27,48
S	630	14	12	60,0	20,5	24	24	27	GRV-S-14/12-SC	30,34
S	630	16	6	59,5	20,0	27	17	30	GRV-S-16/06-SC	34,98
S	630	16	8	59,5	20,0	27	19	30	GRV-S-16/08-SC	35,08
S	630	16	10	60,5	20,0	27	22	30	GRV-S-16/10-SC	34,72
S	630	16	12	60,5	20,0	27	24	30	GRV-S-16/12-SC	35,48
S	630	16	14	63,5	21,5	27	27	30	GRV-S-16/14-SC	40,96
S	420	20	6	64,5	23,5	32	17	36	GRV-S-20/06-SC	46,04
S	420	20	8	64,5	21,0	32	19	36	GRV-S-20/08-SC	46,04
S	420	20	10	65,5	22,0	32	22	36	GRV-S-20/10-SC	46,21
S	420	20	12	65,5	22,0	32	24	36	GRV-S-20/12-SC	48,81
S	420	20	14	68,5	23,0	32	27	36	GRV-S-20/14-SC	53,47
S	420	20	16	69,5	23,0	32	30	36	GRV-S-20/16-SC	55,59
S	420	25	6			41	17	46	GRV-S-25/06-SC	*
S	420	25	8	71,5	26,5	41	19	46	GRV-S-25/08-SC	85,15
S	420	25	10	72,5	27,5	41	22	46	GRV-S-25/10-SC	85,27
S	420	25	12	72,5	24,0	41	24	46	GRV-S-25/12-SC	85,55
S	420	25	14	74,5	26,5	41	27	46	GRV-S-25/14-SC	86,37
S	420	25	16	74,5	25,5	41	30	46	GRV-S-25/16-SC	88,37
S	420	25	20	79,0	25,5	41	36	46	GRV-S-25/20-SC	91,80
S	420	30	10			46	22	50	GRV-S-30/10-SC	118,74
S	420	30	12	74,5	27,0	46	24	50	GRV-S-30/12-SC	119,02
S	420	30	14			46	27	50	GRV-S-30/14-SC	119,74
S	420	30	16	78,5	26,0	46	30	50	GRV-S-30/16-SC	120,25
S	420	30	20	81,5	26,0	46	36	50	GRV-S-30/20-SC	121,08
S	420	30	25	88,0	26,5	46	46	50	GRV-S-30/25-SC	127,32
S	420	38	10			55	22	60	GRV-S-38/10-SC	152,94
S	420	38	12			55	24	60	GRV-S-38/12-SC	153,22
S	420	38	14			55	27	60	GRV-S-38/14-SC	153,94
S	420	38	16	85,0	26,0	55	30	60	GRV-S-38/16-SC	154,97
S	420	38	20	88,0	28,0	55	36	60	GRV-S-38/20-SC	155,80
S	420	38	25	94,0	29,0	55	46	60	GRV-S-38/25-SC	159,47
S	420	38	30	95,5	29,5	55	50	60	GRV-S-38/30-SC	160,63

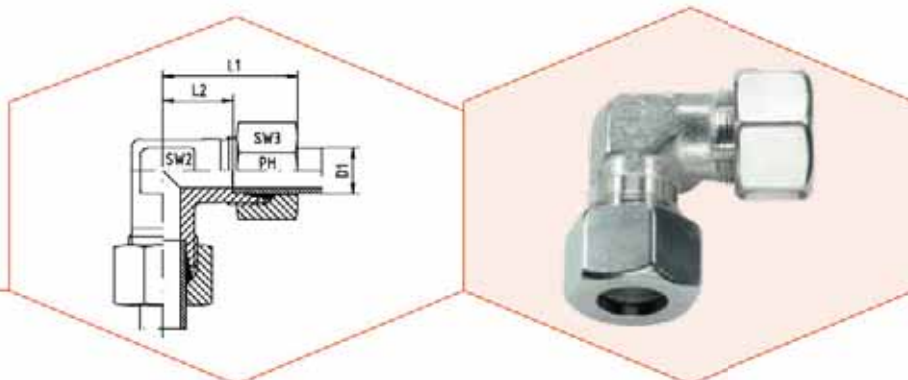


Gerade Reduzier-Verschraubungsstutzen  
S-Reihe

*Straight Reducer Coupling Bodies*  
S-Series

Reihe Series	Druck Pressure PN	Rohr A.D. Tube O.D.		Ca. Maße Approx. Dimensions				Bestellzeichen Order-Code OMD	Brutto-Preis Gross-Price Euro (€)
		D1	D2						
S	800	8	6					GRV-S-08/06-OMD	10,88
S	800	10	6					GRV-S-10/06-OMD	12,42
S	800	10	8					GRV-S-10/08-OMD	13,90
S	630	12	6					GRV-S-12/06-OMD	14,85
S	630	12	8					GRV-S-12/08-OMD	15,36
S	630	12	10					GRV-S-12/10-OMD	14,59
S	630	14	6					GRV-S-14/06-OMD	16,92
S	630	14	8					GRV-S-14/08-OMD	16,61
S	630	14	10					GRV-S-14/10-OMD	15,92
S	630	14	12					GRV-S-14/12-OMD	17,99
S	630	16	6					GRV-S-16/06-OMD	21,98
S	630	16	8					GRV-S-16/08-OMD	21,67
S	630	16	10					GRV-S-16/10-OMD	20,45
S	630	16	12					GRV-S-16/12-OMD	20,42
S	630	16	14					GRV-S-16/14-OMD	24,13
S	420	20	6					GRV-S-20/06-OMD	30,35
S	420	20	8					GRV-S-20/08-OMD	29,94
S	420	20	10					GRV-S-20/10-OMD	29,25
S	420	20	12					GRV-S-20/12-OMD	31,08
S	420	20	14					GRV-S-20/14-OMD	33,95
S	420	20	16					GRV-S-20/16-OMD	33,36
S	420	25	6					GRV-S-25/06-OMD	*
S	420	25	8					GRV-S-25/08-OMD	59,89
S	420	25	10					GRV-S-25/10-OMD	59,15
S	420	25	12					GRV-S-25/12-OMD	58,84
S	420	25	14					GRV-S-25/14-OMD	57,69
S	420	25	16					GRV-S-25/16-OMD	54,98
S	420	25	20					GRV-S-25/20-OMD	57,72
S	420	30	10					GRV-S-30/10-OMD	86,64
S	420	30	12					GRV-S-30/12-OMD	86,13
S	420	30	14					GRV-S-30/14-OMD	85,08
S	420	30	16					GRV-S-30/16-OMD	82,88
S	420	30	20					GRV-S-30/20-OMD	81,02
S	420	30	25					GRV-S-30/25-OMD	78,10
S	420	38	10					GRV-S-38/10-OMD	110,99
S	420	38	12					GRV-S-38/12-OMD	110,48
S	420	38	14					GRV-S-38/14-OMD	109,43
S	420	38	16					GRV-S-38/16-OMD	107,75
S	420	38	20					GRV-S-38/20-OMD	105,89
S	420	38	25					GRV-S-38/25-OMD	100,40
S	420	38	30					GRV-S-38/30-OMD	95,58



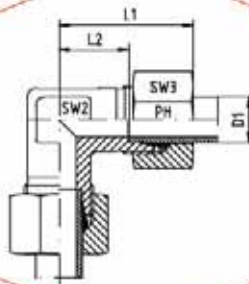


Reihe Series	Druck Pressure PN	Rohr A.D. Tube O.D. D1	Ca. Maße Approx. Dimensions				Bestellzeichen Order-Code Standard	Brutto-Preis Gross-Price Euro (€)
			L1	L2	SW2	SW3		
LL	100	4	21	11,0	9	10	WV-LL-04	19,17
LL	100	6	21	9,5	9	12	WV-LL-06	19,43
LL	100	8	23	11,5	12	14	WV-LL-08	20,84

Reihe Series	Druck Pressure PN	Rohr A.D. Tube O.D. D1	Ca. Maße Approx. Dimensions				Bestellzeichen Order-Code Standard	Brutto-Preis Gross-Price Euro (€)
			L1	L2	SW2	SW3		
L	500	6	27	12,0	12	14	WV-L-06	15,67
L	500	8	29	14,0	12	17	WV-L-08	16,44
L	500	10	30	15,0	14	18	WV-L-10	19,17
L	400	12	32	17,0	17	22	WV-L-12	21,99
L	400	15	36	21,0	19	27	WV-L-15	28,94
L	400	18	40	23,5	24	32	WV-L-18	41,47
L	250	22	44	27,5	27	36	WV-L-22	52,54
L	250	28	47	30,5	36	41	WV-L-28	97,15
L	250	35	56	34,5	41	50	WV-L-35	150,83
L	250	42	63	40,0	50	60	WV-L-42	237,75

Reihe Series	Druck Pressure PN	Rohr A.D. Tube O.D. D1	Ca. Maße Approx. Dimensions				Bestellzeichen Order-Code Standard	Brutto-Preis Gross-Price Euro (€)
			L1	L2	SW2	SW3		
S	800	6	31	16,0	12	17	WV-S-06	17,13
S	800	8	32	17,0	14	19	WV-S-08	19,69
S	800	10	34	17,5	17	22	WV-S-10	23,32
S	630	12	38	21,5	17	24	WV-S-12	26,51
S	630	14	40	22,0	19	27	WV-S-14	31,91
S	630	16	43	24,5	24	30	WV-S-16	41,88
S	420	20	48	26,5	27	36	WV-S-20	55,99
S	420	25	54	30,0	36	46	WV-S-25	107,37
S	420	30	62	35,5	41	50	WV-S-30	150,32
S	420	38	72	41,0	50	60	WV-S-38	230,08





Reihe Series	Druck Pressure PN	Rohr A.D. Tube O.D. D1	Ca. Maße Approx. Dimensions				Bestellzeichen Order-Code SC	Brutto-Preis Gross-Price Euro (€)
			L1	L2	SW2	SW3		
L	500	6	27	12,0	12	14	WV-L-06-SC	16,31
L	500	8	29	14,0	12	17	WV-L-08-SC	17,32
L	500	10	30	15,0	14	18	WV-L-10-SC	20,05
L	400	12	32	17,0	17	22	WV-L-12-SC	23,11
L	400	15	36	21,0	18	27	WV-L-15-SC	31,10
L	400	18	40	23,5	24	32	WV-L-18-SC	44,75
L	250	22	44	27,5	27	36	WV-L-22-SC	56,06
L	250	28	47	30,5	38	41	WV-L-28-SC	101,15
L	250	35	56	34,5	41	50	WV-L-35-SC	158,27
L	250	42	63	40,0	50	60	WV-L-42-SC	246,39

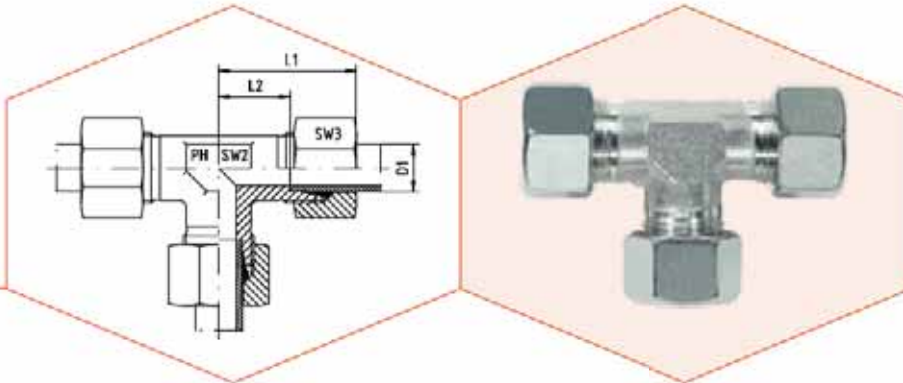
Reihe Series	Druck Pressure PN	Rohr A.D. Tube O.D. D1	Ca. Maße Approx. Dimensions				Bestellzeichen Order-Code SC	Brutto-Preis Gross-Price Euro (€)
			L1	L2	SW2	SW3		
S	800	6	31	16,0	12	17	WV-S-06-SC	18,01
S	800	8	32	17,0	14	19	WV-S-08-SC	20,57
S	800	10	34	17,5	17	22	WV-S-10-SC	24,44
S	630	12	38	21,5	17	24	WV-S-12-SC	28,19
S	630	14	40	22,0	19	27	WV-S-14-SC	35,03
S	630	16	43	24,5	24	30	WV-S-16-SC	45,00
S	420	20	48	26,5	27	36	WV-S-20-SC	59,75
S	420	25	54	30,0	36	46	WV-S-25-SC	113,37
S	420	30	62	35,5	41	50	WV-S-30-SC	159,64
S	420	38	72	41,0	50	60	WV-S-38-SC	241,36



Reihe Series	Druck Pressure PN	Rohr A.D. Tube O.D. D1	Ca. Maße Approx. Dimensions			Bestellzeichen Order-Code OMD	Brutto-Preis Gross-Price Euro (€)
LL	100	4				WV-LL-04-OMD	13,85
LL	100	6				WV-LL-06-OMD	13,35
LL	100	8				WV-LL-08-OMD	13,84

Reihe Series	Druck Pressure PN	Rohr A.D. Tube O.D. D1	Ca. Maße Approx. Dimensions			Bestellzeichen Order-Code OMD	Brutto-Preis Gross-Price Euro (€)
L	500	6				WV-L-06-OMD	11,05
L	500	8				WV-L-08-OMD	10,84
L	500	10				WV-L-10-OMD	12,45
L	400	12				WV-L-12-OMD	14,21
L	400	15				WV-L-15-OMD	18,66
L	400	18				WV-L-18-OMD	24,23
L	250	22				WV-L-22-OMD	31,92
L	250	28				WV-L-28-OMD	67,45
L	250	35				WV-L-35-OMD	108,61
L	250	42				WV-L-42-OMD	182,89

Reihe Series	Druck Pressure PN	Rohr A.D. Tube O.D. D1	Ca. Maße Approx. Dimensions			Bestellzeichen Order-Code OMD	Brutto-Preis Gross-Price Euro (€)
S	800	6				WV-S-06-OMD	11,55
S	800	8				WV-S-08-OMD	13,29
S	800	10				WV-S-10-OMD	15,44
S	630	12				WV-S-12-OMD	17,61
S	630	14				WV-S-14-OMD	20,91
S	630	16				WV-S-16-OMD	25,46
S	420	20				WV-S-20-OMD	34,83
S	420	25				WV-S-25-OMD	70,13
S	420	30				WV-S-30-OMD	103,44
S	420	38				WV-S-38-OMD	166,80

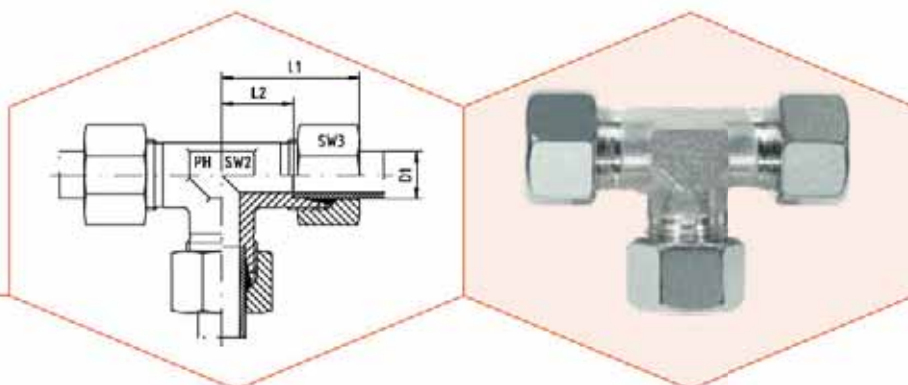


Reihe Series	Druck Pressure PN	Rohr A.D. Tube O.D. D1	Ca. Maße Approx. Dimensions				Bestellzeichen Order-Code Standard	Brutto-Preis Gross-Price Euro (€)
			L1	L2	SW2	SW3		
LL	100	4	21	11,0	9	10	TV-LL-04	29,48
LL	100	6	21	9,5	9	12	TV-LL-06	31,11
LL	100	8	23	11,5	12	14	TV-LL-08	34,21

Reihe Series	Druck Pressure PN	Rohr A.D. Tube O.D. D1	Ca. Maße Approx. Dimensions				Bestellzeichen Order-Code Standard	Brutto-Preis Gross-Price Euro (€)
			L1	L2	SW2	SW3		
I	500	6	27	12,0	12	14	TV-I-06	21,63
L	500	8	29	14,0	12	17	TV-L-08	23,14
L	500	10	30	15,0	14	19	TV-L-10	26,69
L	400	12	32	17,0	17	22	TV-L-12	31,70
L	400	15	36	21,0	19	27	TV-L-15	45,05
L	400	18	40	23,5	24	32	TV-L-18	61,36
L	250	22	44	27,5	27	36	TV-L-22	86,82
L	250	28	47	30,5	36	41	TV-L-28	135,49
L	250	35	56	34,5	41	50	TV-L-35	232,64
L	250	42	63	40,0	50	60	TV-L-42	327,23

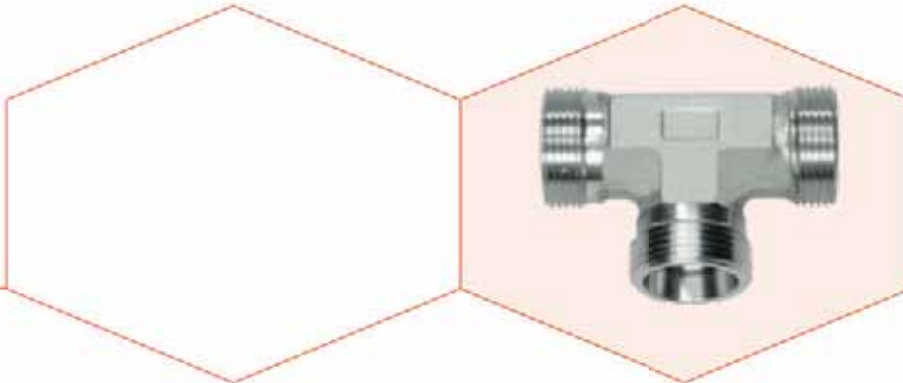
Reihe Series	Druck Pressure PN	Rohr A.D. Tube O.D. D1	Ca. Maße Approx. Dimensions				Bestellzeichen Order-Code Standard	Brutto-Preis Gross-Price Euro (€)
			L1	L2	SW2	SW3		
S	800	6	31	16,0	12	17	TV-S-06	23,67
S	800	8	32	17,0	14	19	TV-S-08	26,05
S	800	10	34	17,5	17	22	TV-S-10	32,21
S	630	12	38	21,5	17	24	TV-S-12	39,63
S	630	14	40	22,0	19	27	TV-S-14	43,72
S	630	16	43	24,4	24	30	TV-S-16	61,77
S	420	20	48	28,5	27	36	TV-S-20	87,94
S	420	25	54	30,0	36	46	TV-S-25	145,98
S	420	30	62	35,5	41	50	TV-S-30	220,11
S	420	38	72	41,0	50	60	TV-S-38	342,57





Reihe Series	Druck Pressure PN	Rohr A.D. Tube O.D. D1	Ca. Maße Approx. Dimensions				Bestellzeichen Order-Code SC	Brutto-Preis Gross-Price Euro (€)
			L1	L2	SW2	SW3		
L	500	6	27	12,0	12	14	TV-L-06-SC	22,59
L	500	8	29	14,0	12	17	TV-L-08-SC	24,46
L	500	10	30	15,0	14	19	TV-L-10-SC	28,01
L	400	12	32	17,0	17	22	TV-L-12-SC	33,38
L	400	15	36	21,0	19	27	TV-L-15-SC	48,29
L	400	18	40	23,5	24	32	TV-L-18-SC	66,28
L	250	22	44	27,5	27	36	TV-L-22-SC	92,10
L	250	28	47	30,5	36	41	TV-L-28-SC	141,49
L	250	35	56	34,5	41	50	TV-L-35-SC	243,80
L	250	42	63	40,0	50	60	TV-L-42-SC	340,19

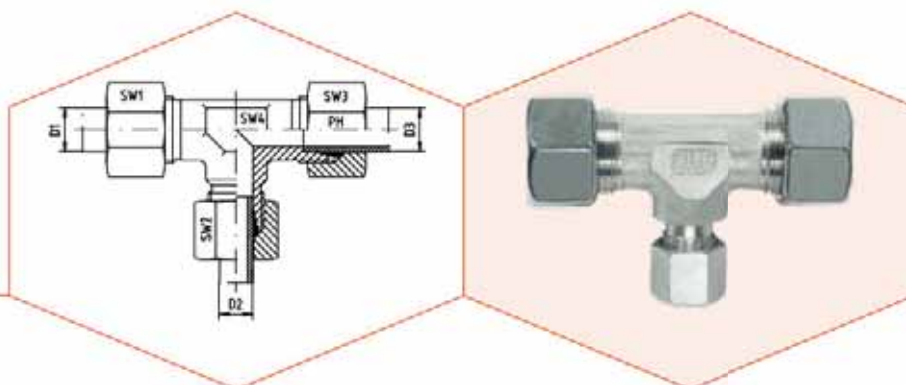
Reihe Series	Druck Pressure PN	Rohr A.D. Tube O.D. D1	Ca. Maße Approx. Dimensions				Bestellzeichen Order-Code SC	Brutto-Preis Gross-Price Euro (€)
			L1	L2	SW2	SW3		
S	800	6	31	16,0	12	17	TV-S-06-SC	24,99
S	800	8	32	17,0	14	19	TV-S-08-SC	27,37
S	800	10	34	17,5	17	22	TV-S-10-SC	33,89
S	630	12	38	21,5	17	24	TV-S-12-SC	42,15
S	630	14	40	22,0	19	27	TV-S-14-SC	48,40
S	630	16	43	24,4	24	30	TV-S-16-SC	66,45
S	420	20	48	26,5	27	36	TV-S-20-SC	93,58
S	420	25	54	30,0	36	46	TV-S-25-SC	154,98
S	420	30	62	35,5	41	50	TV-S-30-SC	232,59
S	420	38	72	41,0	50	60	TV-S-38-SC	359,49



Reihe Series	Druck Pressure PN	Rohr A.D. Tube O.D. D1	Ca. Maße Approx. Dimensions			Bestellzeichen Order-Code OMD	Brutto-Preis Gross-Price Euro (€)
LL	100	4				TV-LL-04-OMD	21,50
LL	100	6				TV-LL-06-OMD	21,99
LL	100	8				TV-LL-08-OMD	23,71

Reihe Series	Druck Pressure PN	Rohr A.D. Tube O.D. D1	Ca. Maße Approx. Dimensions			Bestellzeichen Order-Code OMD	Brutto-Preis Gross-Price Euro (€)
I	500	6				TV-I-06-OMD	14,70
L	500	8				TV-L-08-OMD	14,74
L	500	10				TV-L-10-OMD	16,61
L	400	12				TV-L-12-OMD	20,03
L	400	15				TV-L-15-OMD	29,63
L	400	18				TV-L-18-OMD	35,50
L	250	22				TV-L-22-OMD	55,89
L	250	28				TV-L-28-OMD	90,94
L	250	35				TV-L-35-OMD	169,31
L	250	42				TV-L-42-OMD	244,94

Reihe Series	Druck Pressure PN	Rohr A.D. Tube O.D. D1	Ca. Maße Approx. Dimensions			Bestellzeichen Order-Code OMD	Brutto-Preis Gross-Price Euro (€)
S	800	6				TV-S-06-OMD	15,30
S	800	8				TV-S-08-OMD	16,45
S	800	10				TV-S-10-OMD	20,39
S	630	12				TV-S-12-OMD	26,28
S	630	14				TV-S-14-OMD	27,22
S	630	16				TV-S-16-OMD	37,14
S	420	20				TV-S-20-OMD	56,20
S	420	25				TV-S-25-OMD	90,12
S	420	30				TV-S-30-OMD	149,79
S	420	38				TV-S-38-OMD	247,14

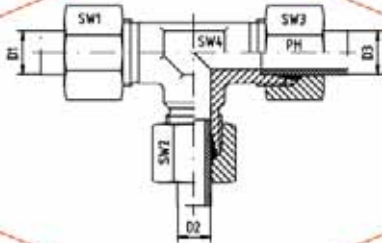


T-Reduzier-Verschraubungen  
S-Reihe  
Andere Sprunggrößen auf Anfrage!

Reducing Tee Couplings  
S-Series  
Other jump sizes on request!

Reihe Series	Druck Pressure PB	Rohr A.D. Tube O.D.			Ca. Maße Approx. Dimensions				Bestellzeichen Order-Code Standard	Brutto-Preis Gross-Price Euro (€)
		D1	D2	D3	SW1	SW2	SW3	SW4		
S	800	8	6	8	19	17	19	14	TRV-S-08/06/08	*
S	800	10	6	10	22	17	22	17	TRV-S-10/06/10	43,93
S	800	10	8	10	22	19	22	17	TRV-S-10/08/10	44,55
S	630	12	6	12	24	17	24	17	TRV-S-12/06/12	54,80
S	630	12	8	8	24	19	19	17	TRV-S-12/08/08	54,40
S	630	12	8	12	24	19	24	17	TRV-S-12/08/12	54,86
S	630	12	10	12	24	22	24	17	TRV-S-12/10/12	55,37
S	630	12	16	12	24	30	24	24	TRV-S-12/16/12	85,77
S	630	14	8	14	27	19	27	19	TRV-S-14/08/14	75,80
S	630	14	10	14	27	22	27	19	TRV-S-14/10/14	75,80
S	630	16	6	16	30	17	30	24	TRV-S-16/06/16	88,25
S	630	16	8	16	30	19	30	24	TRV-S-16/08/16	88,06
S	630	16	10	16	30	22	30	24	TRV-S-16/10/16	88,24
S	630	16	12	16	30	24	30	24	TRV-S-16/12/16	88,22
S	630	16	14	16	30	27	30	24	TRV-S-16/14/16	90,95
S	420	16	20	16	30	36	30	27	TRV-S-16/20/16	112,80
S	420	20	8	20	36	19	36	27	TRV-S-20/08/20	110,80
S	420	20	10	20	36	22	36	27	TRV-S-20/10/20	110,88
S	420	20	12	20	36	24	36	27	TRV-S-20/12/20	110,70
S	420	20	14	20	36	27	36	27	TRV-S-20/14/20	113,50
S	420	20	16	20	36	30	36	27	TRV-S-20/16/20	113,52
S	420	20	25	20	36	46	36	36	TRV-S-20/25/20	177,34
S	420	25	10	25	46	22	46	36	TRV-S-25/10/25	182,40
S	420	25	12	25	46	24	46	36	TRV-S-25/12/25	182,50
S	420	25	14	25	46	27	46	36	TRV-S-25/14/25	184,38
S	420	25	16	25	46	30	46	36	TRV-S-25/16/25	184,36
S	420	25	20	25	46	36	46	36	TRV-S-25/20/25	185,48
S	420	25	30	25	46	50	46	41	TRV-S-25/30/25	235,54
S	420	30	12	30	50	24	50	41	TRV-S-30/12/30	222,50
S	420	30	16	30	50	30	40	41	TRV-S-30/16/30	222,74
S	420	30	20	30	50	36	50	41	TRV-S-30/20/30	223,97
S	420	30	25	30	50	46	50	41	TRV-S-30/25/30	233,27
S	420	30	38	30	50	60	50	50	TRV-S-30/38/30	316,46
S	420	38	16	38	60	30	60	50	TRV-S-38/16/38	309,00
S	420	38	20	38	60	36	60	50	TRV-S-38/20/38	309,94
S	420	38	25	38	60	46	60	50	TRV-S-38/25/38	318,85
S	420	38	30	38	60	50	60	50	TRV-S-38/30/38	323,90

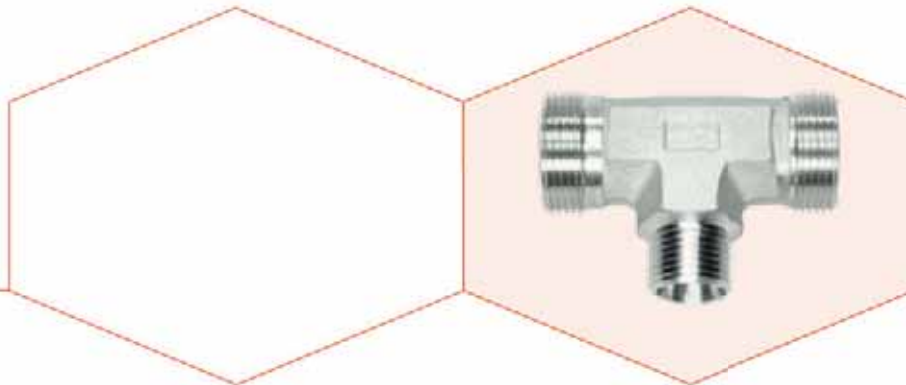




T-Reduzier-Verschraubungen  
 S-Reihe  
 Andere Sprunggrößen auf Anfrage!

Reducing Tee Couplings  
 S-Series  
 Other jump sizes on request!

Reihe Series	Druck Pressure PB	Rohr A.D. Tube O.D.			Ca. Maße Approx. Dimensions				Bestellzeichen Order-Code SC	Brutto-Preis Gross-Price Euro (€)
		D1	D2	D3	SW1	SW2	SW3	SW4		
S	800	8	6	8	19	17	19	14	TRV-S-08/06/08-SC	*
S	800	10	6	10	22	17	22	17	TRV-S-10/06/10-SC	45,49
S	800	10	8	10	22	19	22	17	TRV-S-10/08/10-SC	46,11
S	630	12	6	12	24	17	24	17	TRV-S-12/06/12-SC	56,92
S	630	12	8	8	24	19	19	17	TRV-S-12/08/08-SC	56,12
S	630	12	8	12	24	19	24	17	TRV-S-12/08/12-SC	56,98
S	630	12	10	12	24	22	24	17	TRV-S-12/10/12-SC	57,61
S	630	12	16	12	24	30	24	24	TRV-S-12/16/12-SC	89,01
S	630	14	8	14	27	19	27	19	TRV-S-14/08/14-SC	79,36
S	630	14	10	14	27	22	27	19	TRV-S-14/10/14-SC	79,48
S	630	16	6	16	30	17	30	24	TRV-S-16/06/16-SC	91,81
S	630	16	8	16	30	19	30	24	TRV-S-16/08/16-SC	91,62
S	630	16	10	16	30	22	30	24	TRV-S-16/10/16-SC	91,92
S	630	16	12	16	30	24	30	24	TRV-S-16/12/16-SC	92,18
S	630	16	14	16	30	27	30	24	TRV-S-16/14/16-SC	95,63
S	420	16	20	16	30	36	30	27	TRV-S-16/20/16-SC	117,80
S	420	20	8	20	36	19	36	27	TRV-S-20/08/20-SC	115,00
S	420	20	10	20	36	22	36	27	TRV-S-20/10/20-SC	115,20
S	420	20	12	20	36	24	36	27	TRV-S-20/12/20-SC	115,30
S	420	20	14	20	36	27	36	27	TRV-S-20/14/20-SC	118,82
S	420	20	16	20	36	30	36	27	TRV-S-20/16/20-SC	118,84
S	420	20	25	20	36	46	36	36	TRV-S-20/25/20-SC	184,10
S	420	25	10	25	46	22	46	36	TRV-S-25/10/25-SC	188,96
S	420	25	12	25	46	24	46	36	TRV-S-25/12/25-SC	189,34
S	420	25	14	25	46	27	46	36	TRV-S-25/14/25-SC	191,92
S	420	25	16	25	46	30	46	36	TRV-S-25/16/25-SC	191,92
S	420	25	20	25	46	36	46	36	TRV-S-25/20/25-SC	193,36
S	420	25	30	25	46	50	46	41	TRV-S-25/30/25-SC	245,70
S	420	30	12	30	50	24	50	41	TRV-S-30/12/30-SC	231,66
S	420	30	16	30	50	30	40	41	TRV-S-30/16/30-SC	232,82
S	420	30	20	30	50	36	50	41	TRV-S-30/20/30-SC	234,17
S	420	30	25	30	50	46	50	41	TRV-S-30/25/30-SC	244,59
S	420	30	36	30	50	60	50	50	TRV-S-30/36/30-SC	330,42
S	420	38	16	38	60	30	80	50	TRV-S-38/16/38-SC	321,84
S	420	38	20	38	60	36	60	50	TRV-S-38/20/38-SC	323,10
S	420	38	25	38	60	46	60	50	TRV-S-38/25/38-SC	333,13
S	420	38	30	38	60	50	60	50	TRV-S-38/30/38-SC	339,34

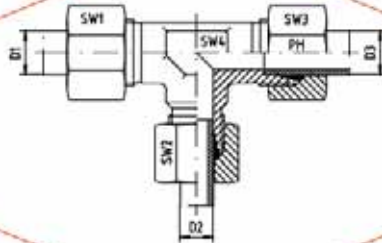


T-Reduzier-Verschraubungsstutzen  
S-Reihe  
Andere Sprunggrößen auf Anfrage!

*Reducing Tee Coupling Bodies  
S-Series  
Other jump sizes on request!*

Reihe Series	Druck Pressure PB	Rohr A.D. Tube O.D.			Ca. Maße Approx. Dimensions			Bestellzeichen Order-Code OMD	Brutto-Preis Gross-Price Euro (€)
		D1	D2	D3					
S	800	8	6	8			TRV-S-08/06/08-OMD	*	
S	800	10	6	10			TRV-S-10/06/10-OMD	33,26	
S	800	10	8	10			TRV-S-10/08/10-OMD	33,47	
S	630	12	6	12			TRV-S-12/06/12-OMD	43,11	
S	630	12	8	8			TRV-S-12/08/08-OMD	43,55	
S	630	12	8	12			TRV-S-12/08/12-OMD	42,76	
S	630	12	10	12			TRV-S-12/10/12-OMD	42,53	
S	630	12	16	12			TRV-S-12/16/12-OMD	68,66	
S	630	14	8	14			TRV-S-14/08/14-OMD	61,60	
S	630	14	10	14			TRV-S-14/10/14-OMD	60,86	
S	630	16	6	16			TRV-S-16/06/16-OMD	69,04	
S	630	16	8	16			TRV-S-16/08/16-OMD	68,44	
S	630	16	10	16			TRV-S-16/10/16-OMD	67,88	
S	630	16	12	16			TRV-S-16/12/16-OMD	67,35	
S	630	16	14	16			TRV-S-16/14/16-OMD	69,03	
S	420	16	20	16			TRV-S-16/20/16-OMD	85,80	
S	420	20	8	20			TRV-S-20/08/20-OMD	86,44	
S	420	20	10	20			TRV-S-20/10/20-OMD	85,78	
S	420	20	12	20			TRV-S-20/12/20-OMD	85,09	
S	420	20	14	20			TRV-S-20/14/20-OMD	86,84	
S	420	20	16	20			TRV-S-20/16/20-OMD	84,15	
S	420	20	25	20			TRV-S-20/25/20-OMD	137,56	
S	420	25	10	25			TRV-S-25/10/25-OMD	141,22	
S	420	25	12	25			TRV-S-25/12/25-OMD	140,81	
S	420	25	14	25			TRV-S-25/14/25-OMD	141,62	
S	420	25	16	25			TRV-S-25/16/25-OMD	138,91	
S	420	25	20	25			TRV-S-25/20/25-OMD	137,66	
S	420	25	30	25			TRV-S-25/30/25-OMD	174,86	
S	420	30	12	30			TRV-S-30/12/30-OMD	171,17	
S	420	30	16	30			TRV-S-30/16/30-OMD	167,65	
S	420	30	20	30			TRV-S-30/20/30-OMD	166,51	
S	420	30	25	30			TRV-S-30/25/30-OMD	167,77	
S	420	30	38	30			TRV-S-30/38/30-OMD	237,77	
S	420	38	16	38			TRV-S-38/16/38-OMD	237,51	
S	420	38	20	38			TRV-S-38/20/38-OMD	236,08	
S	420	38	25	38			TRV-S-38/25/38-OMD	236,95	
S	420	38	30	38			TRV-S-38/30/38-OMD	237,18	



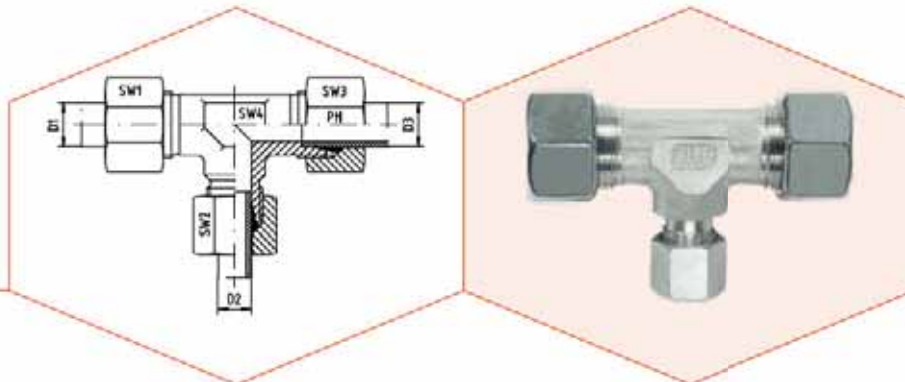


T-Reduzier-Verschraubungen  
L-Reihe  
Andere Sprunggrößen auf Anfrage!

Reducing Tee Couplings  
L-Series  
Other jump sizes on request!

Reihe Series	Druck Pressure PB	Rohr A.D. Tube O.D.			Ca. Maße Approx. Dimensions				Bestellzeichen Order-Code Standard	Brutto-Preis Gross-Price Euro (€)
		D1	D2	D3	SW1	SW2	SW3	SW4		
L	500	8	8	8	14	17	14	14	TRV-L-08/08/08	36,77
L	500	8	8	8	17	14	17	14	TRV-L-08/08/08	36,89
L	500	8	10	8	14	19	14	17	TRV-L-08/10/08	40,20
L	500	8	10	8	17	19	17	17	TRV-L-08/10/08	40,53
L	500	10	6	10	19	14	19	17	TRV-L-10/06/10	40,23
L	500	10	8	10	19	17	19	17	TRV-L-10/08/10	40,40
L	500	10	10	6	19	19	14	17	TRV-L-10/10/06	40,23
L	400	8	12	8	17	22	17	17	TRV-L-08/12/08	43,34
L	400	12	6	12	22	14	22	17	TRV-L-12/06/12	43,37
L	400	12	8	8	22	17	17	17	TRV-L-12/08/08	43,34
L	400	12	8	12	22	17	22	17	TRV-L-12/08/12	43,58
L	400	12	10	10	22	19	19	17	TRV-L-12/10/10	43,70
L	400	12	10	12	22	19	22	17	TRV-L-12/10/12	43,74
L	400	12	12	10	22	22	19	17	TRV-L-12/12/10	43,74
L	400	10	12	10	19	22	19	17	TRV-L-10/12/10	43,70
L	400	10	15	10	19	27	19	19	TRV-L-10/15/10	65,83
L	400	12	15	12	22	27	22	19	TRV-L-12/15/12	66,18
L	400	15	6	15	27	14	27	19	TRV-L-15/06/15	66,99
L	400	15	8	15	27	17	27	19	TRV-L-15/08/15	66,99
L	400	15	10	15	27	19	27	19	TRV-L-15/10/15	66,87
L	400	15	12	12	27	22	22	19	TRV-L-15/12/12	66,58
L	400	15	12	15	27	22	27	19	TRV-L-15/12/15	66,94
L	400	15	15	12	27	27	22	19	TRV-L-15/15/12	66,94
L	250	15	22	15	27	36	27	27	TRV-L-15/22/15	107,24
L	400	12	18	12	22	32	22	24	TRV-L-12/18/12	84,70
L	400	18	8	18	32	17	32	24	TRV-L-18/08/18	88,05
L	400	18	10	10	32	19	19	24	TRV-L-18/10/10	84,53
L	400	18	10	18	32	19	32	24	TRV-L-18/10/18	88,09
L	400	18	12	18	32	22	32	24	TRV-L-18/12/18	88,18
L	400	18	15	18	32	27	32	24	TRV-L-18/15/18	89,06
L	400	18	18	10	32	32	19	24	TRV-L-18/18/10	88,09
L	250	22	10	22	36	19	36	27	TRV-L-22/10/22	110,06
L	250	22	12	22	36	22	36	27	TRV-L-22/12/22	110,00
L	250	22	15	15	36	27	27	27	TRV-L-22/15/15	107,24
L	250	22	15	22	36	27	36	27	TRV-L-22/15/22	110,75
L	250	22	18	18	36	32	32	27	TRV-L-22/18/18	113,47
L	250	22	18	22	36	32	36	27	TRV-L-22/18/22	113,86
L	250	22	22	18	36	36	32	27	TRV-L-22/22/18	113,86
L	250	28	10	28	41	19	41	36	TRV-L-28/10/28	172,58
L	250	28	12	28	41	22	41	36	TRV-L-28/12/28	172,23
L	250	28	15	28	41	27	41	36	TRV-L-28/15/28	172,64
L	250	28	18	28	41	32	41	36	TRV-L-28/18/28	175,46
L	250	28	22	22	41	36	36	36	TRV-L-28/22/22	172,73
L	250	28	22	28	41	36	41	36	TRV-L-28/22/28	176,25
L	250	28	35	28	41	50	41	41	TRV-L-28/35/28	223,36
L	250	35	12	35	50	22	50	41	TRV-L-35/12/35	217,10
L	250	35	15	35	50	27	50	41	TRV-L-35/15/35	217,15
L	250	35	18	35	50	32	50	41	TRV-L-35/18/35	217,19
L	250	35	22	35	50	38	50	41	TRV-L-35/22/35	218,09
L	250	35	28	35	50	41	50	41	TRV-L-35/28/35	222,77
L	250	35	42	35	50	60	50	50	TRV-L-35/42/35	305,35
L	250	42	15	42	60	27	60	50	TRV-L-42/15/42	315,00
L	250	42	18	42	60	32	60	50	TRV-L-42/18/42	315,00
L	250	42	22	42	60	36	60	50	TRV-L-42/22/42	299,48
L	250	42	28	42	60	41	60	50	TRV-L-42/28/42	303,77
L	250	42	35	42	60	50	60	50	TRV-L-42/35/42	310,50

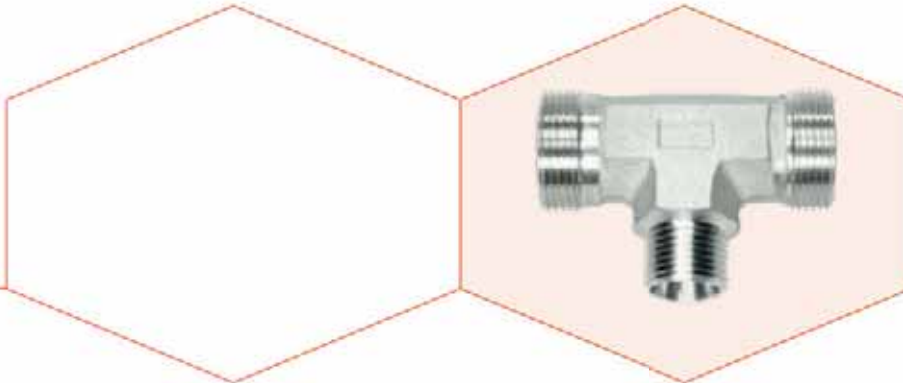




T-Reduzier-Verschraubungen  
L-Reihe  
Andere Sprunggrößen auf Anfrage!

Reducing Tee Couplings  
L-Series  
Other jump sizes on request!

Reihe Series	Druck Pressure PB	Rohr A.D. Tube O.D.			Ca. Maße Approx. Dimensions				Bestellzeichen Order-Code SC	Brutto-Preis Gross-Price Euro (€)
		D1	D2	D3	SW1	SW2	SW3	SW4		
L	500	6	8	8	14	17	14	14	TRV-L-06/08/08-SC	37,85
L	500	8	8	8	17	14	17	14	TRV-L-08/08/08-SC	37,89
L	500	6	10	8	14	19	14	17	TRV-L-06/10/08-SC	41,28
L	500	8	10	8	17	19	17	17	TRV-L-08/10/08-SC	41,85
L	500	10	6	10	19	14	19	17	TRV-L-10/06/10-SC	41,43
L	500	10	8	10	19	17	19	17	TRV-L-10/08/10-SC	41,72
L	500	10	10	6	19	19	14	17	TRV-L-10/10/06-SC	41,43
L	400	8	12	8	17	22	17	17	TRV-L-08/12/08-SC	44,78
L	400	12	6	12	22	14	22	17	TRV-L-12/06/12-SC	44,81
L	400	12	8	8	22	17	17	17	TRV-L-12/08/08-SC	44,78
L	400	12	8	12	22	17	22	17	TRV-L-12/08/12-SC	45,12
L	400	12	10	10	22	19	19	17	TRV-L-12/10/10-SC	45,14
L	400	12	10	12	22	19	22	17	TRV-L-12/10/12-SC	45,30
L	400	12	12	10	22	22	19	17	TRV-L-12/12/10-SC	45,30
L	400	10	12	10	19	22	19	17	TRV-L-10/12/10-SC	45,14
L	400	10	15	10	19	27	19	19	TRV-L-10/15/10-SC	67,79
L	400	12	15	12	22	27	22	19	TRV-L-12/15/12-SC	60,38
L	400	15	6	15	27	14	27	19	TRV-L-15/06/15-SC	69,47
L	400	15	8	15	27	17	27	19	TRV-L-15/08/15-SC	69,59
L	400	15	10	15	27	19	27	19	TRV-L-15/10/15-SC	69,47
L	400	15	12	12	27	22	22	19	TRV-L-15/12/12-SC	68,78
L	400	15	12	15	27	22	27	19	TRV-L-15/12/15-SC	69,66
L	400	15	15	12	27	27	22	19	TRV-L-15/15/12-SC	68,66
L	250	15	22	15	27	36	27	27	TRV-L-15/22/15-SC	111,16
L	400	12	18	12	22	32	22	24	TRV-L-12/18/12-SC	87,46
L	400	18	8	18	32	17	32	24	TRV-L-18/08/18-SC	91,77
L	400	18	10	10	32	19	19	24	TRV-L-18/10/10-SC	87,05
L	400	18	10	18	32	19	32	24	TRV-L-18/10/18-SC	91,81
L	400	18	12	18	32	22	32	24	TRV-L-18/12/18-SC	92,02
L	400	18	15	18	32	27	32	24	TRV-L-18/15/18-SC	93,42
L	400	18	18	10	32	32	19	24	TRV-L-18/18/10-SC	91,81
L	250	22	10	22	36	19	36	27	TRV-L-22/10/22-SC	114,02
L	250	22	12	22	36	22	36	27	TRV-L-22/12/22-SC	114,08
L	250	22	15	15	36	27	27	27	TRV-L-22/15/15-SC	111,16
L	250	22	15	22	36	27	36	27	TRV-L-22/15/22-SC	115,35
L	250	22	18	18	36	32	32	27	TRV-L-22/18/18-SC	118,51
L	250	22	18	22	36	32	36	27	TRV-L-22/18/22-SC	119,02
L	250	22	22	18	36	36	32	27	TRV-L-22/22/18-SC	119,02
L	250	28	10	28	41	19	41	36	TRV-L-28/10/28-SC	177,02
L	250	28	12	28	41	22	41	36	TRV-L-28/12/28-SC	176,79
L	250	28	15	28	41	27	41	36	TRV-L-28/15/28-SC	177,72
L	250	28	18	28	41	32	41	36	TRV-L-28/18/28-SC	181,10
L	250	28	22	22	41	36	36	36	TRV-L-28/22/22-SC	178,25
L	250	28	22	28	41	36	41	36	TRV-L-28/22/28-SC	182,01
L	250	28	35	28	41	50	41	41	TRV-L-28/35/28-SC	231,08
L	250	35	12	35	50	22	50	41	TRV-L-35/12/35-SC	225,10
L	250	35	15	35	50	27	50	41	TRV-L-35/15/35-SC	225,67
L	250	35	18	35	50	32	50	41	TRV-L-35/18/35-SC	226,27
L	250	35	22	35	50	36	50	41	TRV-L-35/22/35-SC	227,29
L	250	35	28	35	50	41	50	41	TRV-L-35/28/35-SC	232,21
L	250	35	42	35	50	60	50	50	TRV-L-35/42/35-SC	317,11
L	250	42	15	42	60	27	60	50	TRV-L-42/15/42-SC	324,72
L	250	42	18	42	60	32	60	50	TRV-L-42/18/42-SC	325,28
L	250	42	22	42	60	36	60	50	TRV-L-42/22/42-SC	309,88
L	250	42	28	42	60	41	60	50	TRV-L-42/28/42-SC	314,41
L	250	42	35	42	60	50	60	50	TRV-L-42/35/42-SC	322,86

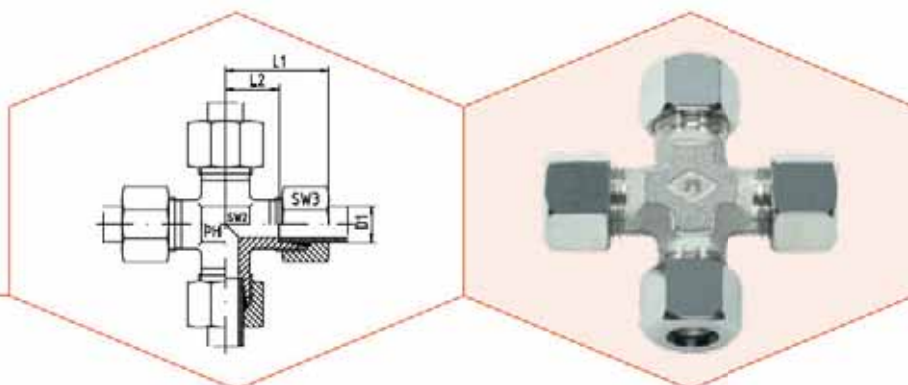


T-Reduzier-Verschraubungsstutzen  
L-Reihe  
Andere Sprunggrößen auf Anfrage!

*Reducing Tee Coupling Bodies  
L-Series  
Other jump sizes on request!*

Reihe Series	Druck Pressure PB	Rohr A.D. Tube O.D.			Ca. Maße Approx. Dimensions	Bestellzeichen Order-Code OMD	Brutto-Preis Gross-Price Euro (€)
		D1	D2	D3			
L	500	6	8	8		TRV-L-06/08/08-OMD	29,35
L	500	8	8	8		TRV-L-08/08/08-OMD	28,78
L	500	8	10	8		TRV-L-08/10/08-OMD	32,22
L	500	8	10	8		TRV-L-08/10/08-OMD	31,57
L	500	10	6	10		TRV-L-10/06/10-OMD	31,20
L	500	10	8	10		TRV-L-10/08/10-OMD	30,88
L	500	10	10	6		TRV-L-10/10/06-OMD	31,20
L	400	8	12	8		TRV-L-08/12/08-OMD	33,85
L	400	12	6	12		TRV-L-12/06/12-OMD	33,28
L	400	12	8	8		TRV-L-12/08/08-OMD	33,85
L	400	12	8	12		TRV-L-12/08/12-OMD	32,98
L	400	12	10	10		TRV-L-12/10/10-OMD	33,09
L	400	12	10	12		TRV-L-12/10/12-OMD	32,80
L	400	12	12	10		TRV-L-12/12/10-OMD	32,60
L	400	10	12	10		TRV-L-10/12/10-OMD	33,08
L	400	10	15	10		TRV-L-10/15/10-OMD	53,97
L	400	12	15	12		TRV-L-12/15/12-OMD	53,26
L	400	15	6	15		TRV-L-15/06/15-OMD	54,40
L	400	15	8	15		TRV-L-15/08/15-OMD	53,91
L	400	15	10	15		TRV-L-15/10/15-OMD	53,23
L	400	15	12	12		TRV-L-15/12/12-OMD	53,66
L	400	15	12	15		TRV-L-15/12/15-OMD	52,77
L	400	15	15	12		TRV-L-15/15/12-OMD	52,77
L	250	15	22	15		TRV-L-15/22/15-OMD	86,65
L	400	12	18	12		TRV-L-12/18/12-OMD	68,30
L	400	18	8	18		TRV-L-18/08/18-OMD	68,01
L	400	18	10	10		TRV-L-18/10/10-OMD	69,19
L	400	18	10	18		TRV-L-18/10/18-OMD	67,49
L	400	18	12	18		TRV-L-18/12/18-OMD	67,05
L	400	18	15	18		TRV-L-18/15/18-OMD	66,68
L	400	18	18	10		TRV-L-18/18/10-OMD	67,49
L	250	22	10	22		TRV-L-22/10/22-OMD	86,08
L	250	22	12	22		TRV-L-22/12/22-OMD	85,49
L	250	22	15	15		TRV-L-22/15/15-OMD	86,65
L	250	22	15	22		TRV-L-22/15/22-OMD	84,99
L	250	22	18	18		TRV-L-22/18/18-OMD	85,92
L	250	22	18	22		TRV-L-22/18/22-OMD	84,62
L	250	22	22	18		TRV-L-22/22/18-OMD	84,62
L	250	28	10	28		TRV-L-28/10/28-OMD	139,52
L	250	28	12	28		TRV-L-28/12/28-OMD	138,64
L	250	28	15	28		TRV-L-28/15/28-OMD	137,80
L	250	28	18	28		TRV-L-28/18/28-OMD	137,14
L	250	28	22	22		TRV-L-28/22/22-OMD	137,26
L	250	28	22	28		TRV-L-28/22/28-OMD	136,24
L	250	28	35	28		TRV-L-28/35/28-OMD	172,55
L	250	35	12	35		TRV-L-35/12/35-OMD	170,99
L	250	35	15	35		TRV-L-35/15/35-OMD	169,79
L	250	35	18	35		TRV-L-35/18/35-OMD	166,35
L	250	35	22	35		TRV-L-35/22/35-OMD	165,58
L	250	35	28	35		TRV-L-35/28/35-OMD	165,70
L	250	35	42	35		TRV-L-35/42/35-OMD	235,70
L	250	42	15	42		TRV-L-42/15/42-OMD	255,00
L	250	42	18	42		TRV-L-42/18/42-OMD	251,52
L	250	42	22	42		TRV-L-42/22/42-OMD	234,31
L	250	42	28	42		TRV-L-42/28/42-OMD	234,06
L	250	42	35	42		TRV-L-42/35/42-OMD	234,53



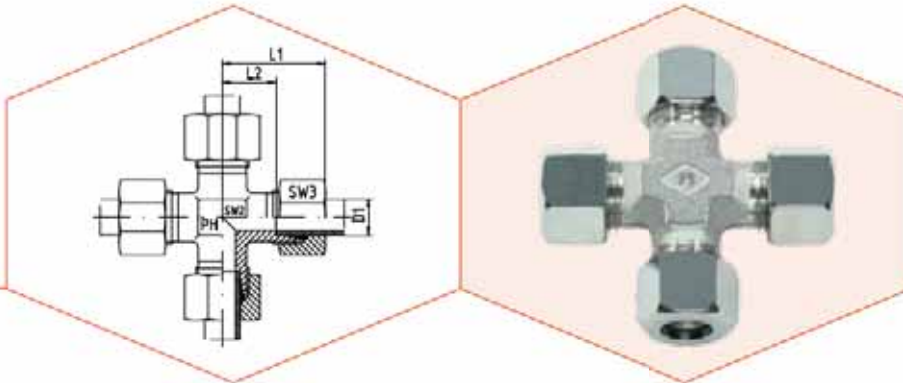


Reihe Series	Druck Pressure PN	Rohr A.D. Tube O.D. D1	Ca. Maße Approx. Dimensions				Bestellzeichen Order-Code Standard	Brutto-Preis Gross-Price Euro (€)
			L1	L2	SW2	SW3		
LL	100	4	21	11,0	7	10	KV-LL-04	40,14
LL	100	6	21	9,5	9	12	KV-LL-06	40,14
LL	100	8	23	11,5	12	14	KV-LL-08	40,96

Reihe Series	Druck Pressure PN	Rohr A.D. Tube O.D. D1	Ca. Maße Approx. Dimensions				Bestellzeichen Order-Code Standard	Brutto-Preis Gross-Price Euro (€)
			L1	L2	SW2	SW3		
L	315	6	27	12,0	12	14	KV-L-06	40,60
L	315	8	29	14,0	12	17	KV-L-08	44,38
L	315	10	30	15,0	14	19	KV-L-10	56,75
L	315	12	32	17,0	17	22	KV-L-12	60,41
L	315	15	36	21,0	19	27	KV-L-15	77,77
L	315	18	40	23,5	24	32	KV-L-18	112,49
L	160	22	44	27,5	27	36	KV-L-22	151,34
L	160	28	47	30,5	36	41	KV-L-28	208,10
L	160	35	56	34,5	41	50	KV-L-35	268,43
L	160	42	63	40,0	50	60	KV-L-42	414,15

Reihe Series	Druck Pressure PN	Rohr A.D. Tube O.D. D1	Ca. Maße Approx. Dimensions				Bestellzeichen Order-Code Standard	Brutto-Preis Gross-Price Euro (€)
			L1	L2	SW2	SW3		
S	630	6	31	16,0	12	17	KV-S-06	44,99
S	630	8	32	17,0	14	19	KV-S-08	57,70
S	630	10	34	17,5	17	22	KV-S-10	63,91
S	630	12	38	21,5	17	24	KV-S-12	75,16
S	630	14	40	22,0	19	27	KV-S-14	79,25
S	400	16	43	24,5	24	30	KV-S-16	107,68
S	400	20	48	26,5	27	36	KV-S-20	149,81
S	400	25	54	30,0	36	46	KV-S-25	246,45
S	400	30	62	35,5	41	50	KV-S-30	271,50
S	315	38	72	41,0	50	60	KV-S-38	465,28





Reihe Series	Druck Pressure PN	Rohr A.D. Tube O.D. D1	Ca. Maße Approx. Dimensions				Bestellzeichen Order-Code SC	Brutto-Preis Gross-Price Euro (€)
			L1	L2	SW2	SW3		
L	315	6	27	12,0	12	14	KV-L-06-SC	41,88
L	315	8	29	14,0	12	17	KV-L-08-SC	46,14
L	315	10	30	15,0	14	19	KV-L-10-SC	58,51
L	315	12	32	17,0	17	22	KV-L-12-SC	62,65
L	315	15	36	21,0	19	27	KV-L-15-SC	82,09
L	315	18	40	23,5	24	32	KV-L-18-SC	119,05
L	160	22	44	27,5	27	36	KV-L-22-SC	159,38
L	160	28	47	30,5	36	41	KV-L-28-SC	216,10
L	160	35	56	34,5	41	50	KV-L-35-SC	283,31
L	160	42	63	40,0	50	60	KV-L-42-SC	431,43

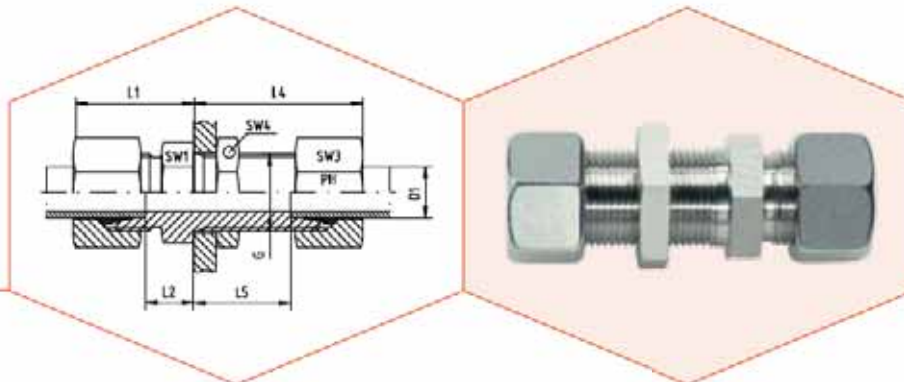
Reihe Series	Druck Pressure PN	Rohr A.D. Tube O.D. D1	Ca. Maße Approx. Dimensions				Bestellzeichen Order-Code SC	Brutto-Preis Gross-Price Euro (€)
			L1	L2	SW2	SW3		
S	630	6	31	16,0	12	17	KV-S-06-SC	46,75
S	630	8	32	17,0	14	19	KV-S-08-SC	59,46
S	630	10	34	17,5	17	22	KV-S-10-SC	66,15
S	630	12	38	21,5	17	24	KV-S-12-SC	78,52
S	630	14	40	22,0	19	27	KV-S-14-SC	85,49
S	400	16	43	24,5	24	30	KV-S-16-SC	113,92
S	400	20	48	26,5	27	36	KV-S-20-SC	157,33
S	400	25	54	30,0	36	46	KV-S-25-SC	258,45
S	400	30	62	35,5	41	50	KV-S-30-SC	288,14
S	315	38	72	41,0	50	60	KV-S-38-SC	487,84



Reihe Series	Druck Pressure PN	Rohr A.D. Tube O.D. D1	Ca. Maße Approx. Dimensions			Bestellzeichen Order-Code OMD	Brutto-Preis Gross-Price Euro (€)
LL	100	4				KV-LL-04-OMD	29,50
LL	100	6				KV-LL-06-OMD	27,98
LL	100	8				KV-LL-08-OMD	26,96

Reihe Series	Druck Pressure PN	Rohr A.D. Tube O.D. D1	Ca. Maße Approx. Dimensions			Bestellzeichen Order-Code OMD	Brutto-Preis Gross-Price Euro (€)
L	315	6				KV-L-06-OMD	31,36
L	315	8				KV-L-08-OMD	33,18
L	315	10				KV-L-10-OMD	43,31
L	315	12				KV-L-12-OMD	44,85
L	315	15				KV-L-15-OMD	57,21
L	315	18				KV-L-18-OMD	78,01
L	160	22				KV-L-22-OMD	110,10
L	160	28				KV-L-28-OMD	148,70
L	160	35				KV-L-35-OMD	183,99
L	160	42				KV-L-42-OMD	304,43

Reihe Series	Druck Pressure PN	Rohr A.D. Tube O.D. D1	Ca. Maße Approx. Dimensions			Bestellzeichen Order-Code OMD	Brutto-Preis Gross-Price Euro (€)
S	630	6				KV-S-06-OMD	33,83
S	630	8				KV-S-08-OMD	44,90
S	630	10				KV-S-10-OMD	48,15
S	630	12				KV-S-12-OMD	57,36
S	630	14				KV-S-14-OMD	57,25
S	400	16				KV-S-16-OMD	74,84
S	400	20				KV-S-20-OMD	107,49
S	400	25				KV-S-25-OMD	171,97
S	400	30				KV-S-30-OMD	177,74
S	315	38				KV-S-38-OMD	338,04



Gerade Schottverschraubungen

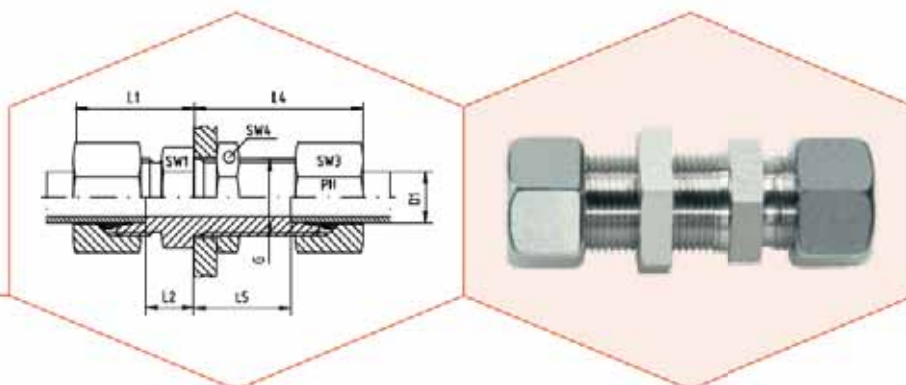
Straight Bulkhead Connections

Reihe Series	Druck Pressure PN	Rohr A.D. Tube O.D. D1	Gewinde Thread G	Ca. Maße Approx. Dimensions							Bestellzeichen Order-Code OMD	Brutto-Preis Gross-Price Euro (€)
				L1	L2	L4	L5	SW1	SW3	SW4		
LL	100	4	M 8 x 1	19	7,0	23	11,0	11	10	11	GSV-LL-04	16,50
LL	100	6	M 10 x 1								GSV-LL-06	*
LL	100	8	M 12 x 1								GSV-LL-08	*

Reihe Series	Druck Pressure PN	Rohr A.D. Tube O.D. D1	Gewinde Thread G	Ca. Maße Approx. Dimensions							Bestellzeichen Order-Code Standard	Brutto-Preis Gross-Price Euro (€)
				L1	L2	L4	L5	SW1	SW3	SW4		
L	500	6	M 12 x 1,5	22	7,0	42	27,0	17	14	17	GSV-L-06	16,87
L	500	8	M 14 x 1,5	23	8,0	42	27,0	19	17	19	GSV-L-08	19,94
L	500	10	M 16 x 1,5	25	10,0	43	28,0	22	19	22	GSV-L-10	24,80
L	400	12	M 18 x 1,5	25	10,0	44	29,0	24	22	24	GSV-L-12	27,05
L	400	15	M 22 x 1,5	27	12,0	46	31,0	27	27	30	GSV-L-15	35,02
L	400	18	M 26 x 1,5	30	13,5	49	32,5	32	32	36	GSV-L-18	54,45
L	250	22	M 30 x 2	33	16,5	51	34,5	36	36	41	GSV-L-22	69,03
L	250	28	M 38 x 2	35	18,5	52	35,5	41	41	46	GSV-L-28	97,15
L	250	35	M 45 x 2	40	18,5	58	36,5	50	50	55	GSV-L-35	132,94
L	250	42	M 52 x 2	42	19,0	59	36,0	60	60	65	GSV-L-42	176,40

Reihe Series	Druck Pressure PN	Rohr A.D. Tube O.D. D1	Gewinde Thread G	Ca. Maße Approx. Dimensions							Bestellzeichen Order-Code Standard	Brutto-Preis Gross-Price Euro (€)
				L1	L2	L4	L5	SW1	SW3	SW4		
S	800	6	M 14 x 1,5	27	12,0	44	29,0	19	17	19	GSV-S-06	22,24
S	800	8	M 16 x 1,5	28	13,0	44	29,0	22	19	22	GSV-S-08	25,87
S	800	10	M 18 x 1,5	31	14,5	46	29,5	24	22	24	GSV-S-10	29,40
S	830	12	M 20 x 1,5	31	14,5	47	30,5	27	24	27	GSV-S-12	31,85
S	830	14	M 22 x 1,5	35	17,0	50	32,0	30	27	30	GSV-S-14	46,02
S	630	16	M 24 x 1,5	35	16,5	50	31,5	32	30	32	GSV-S-16	54,10
S	420	20	M 30 x 2	39	17,5	55	33,5	41	36	41	GSV-S-20	79,25
S	420	25	M 36 x 2	44	20,0	59	35,0	46	46	46	GSV-S-25	120,16
S	420	30	M 42 x 2	48	21,5	64	37,5	50	50	50	GSV-S-30	138,05
S	420	38	M 52 x 2	53	22,0	68	37,0	65	60	65	GSV-S-38	214,75



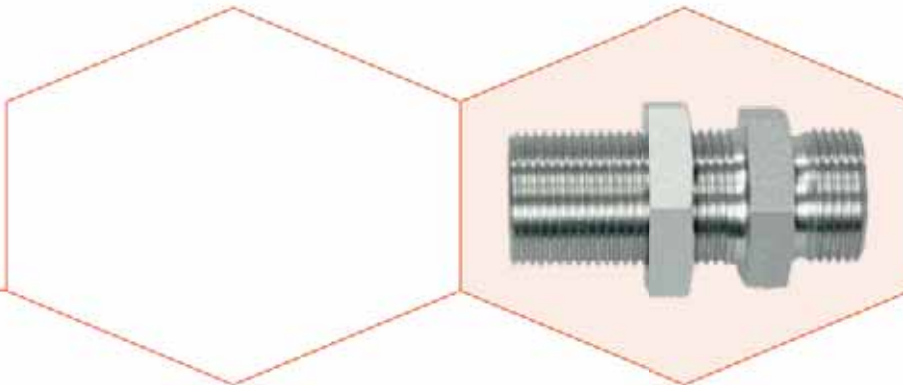


Gerade Schottverschraubungen

Straight Bulkhead Connections

Reihe Series	Druck Pressure PN	Rohr A.D. Tube O.D. D1	Gewinde Thread G	Ca. Maße Approx. Dimensions						Bestellzeichen Order-Code SC	Brutto-Preis Gross-Price Euro (€)	
				L1	L2	L4	L5	SW1	SW3			SW4
L	500	6	M 12 x 1,5	22	7,0	42	27,0	17	14	17	GSV-L-06-SC	17,51
L	500	8	M 14 x 1,5	23	8,0	42	27,0	19	17	19	GSV-L-08-SC	20,82
L	500	10	M 16 x 1,5	25	10,0	43	28,0	22	19	22	GSV-L-10-SC	25,68
L	400	12	M 18 x 1,5	25	10,0	44	29,0	24	22	24	GSV-L-12-SC	28,17
L	400	15	M 22 x 1,5	27	12,0	46	31,0	27	27	30	GSV-L-15-SC	37,18
L	400	18	M 26 x 1,5	30	13,5	49	32,5	32	32	36	GSV-L-18-SC	57,73
L	250	22	M 30 x 2	33	16,5	51	34,5	36	36	41	GSV-L-22-SC	72,55
L	250	28	M 36 x 2	35	18,5	52	35,5	41	41	46	GSV-L-28-SC	101,15
L	250	35	M 45 x 2	40	18,5	58	36,5	50	50	55	GSV-L-35-SC	140,38
L	250	42	M 52 x 2	42	19,0	59	38,0	60	60	65	GSV-L-42-SC	185,04

Reihe Series	Druck Pressure PN	Rohr A.D. Tube O.D. D1	Gewinde Thread G	Ca. Maße Approx. Dimensions						Bestellzeichen Order-Code SC	Brutto-Preis Gross-Price Euro (€)	
				L1	L2	L4	L5	SW1	SW3			SW4
S	800	6	M 14 x 1,5	27	12,0	44	29,0	19	17	19	GSV-S-06-SC	23,12
S	800	8	M 16 x 1,5	28	13,0	44	29,0	22	19	22	GSV-S-08-SC	26,55
S	800	10	M 18 x 1,5	31	14,5	46	29,5	24	22	24	GSV-S-10-SC	30,52
S	630	12	M 20 x 1,5	31	14,5	47	30,5	27	24	27	GSV-S-12-SC	33,33
S	630	14	M 22 x 1,5	35	17,0	50	32,0	30	27	30	GSV-S-14-SC	49,14
S	630	16	M 24 x 1,5	35	16,5	50	31,5	32	30	32	GSV-S-16-SC	57,22
S	420	20	M 30 x 2	39	17,5	55	33,5	41	38	41	GSV-S-20-SC	83,01
S	420	25	M 36 x 2	44	20,0	59	35,0	46	46	46	GSV-S-25-SC	126,16
S	420	30	M 42 x 2	48	21,5	64	37,5	50	50	50	GSV-S-30-SC	148,37
S	420	38	M 52 x 2	53	22,0	68	37,0	65	60	65	GSV-S-38-SC	226,03



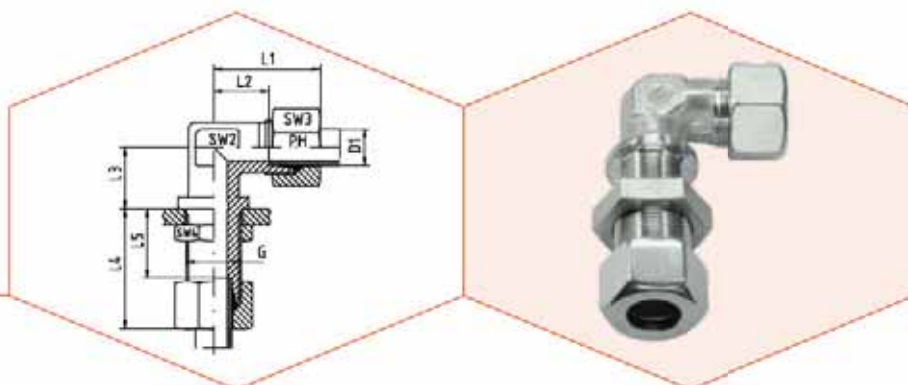
Gerade Schottverschraubungsstutzen

Straight Bulkhead Connection Bodies

Reihe Series	Druck Pressure PN	Rohr A.D. Tube O.D. D1	Gewinde Thread G	Ca. Maße Approx. Dimensions						Bestellzeichen Order-Code OMD	Brutto-Preis Gross-Price Euro (€)
				L1	L2	L4	L5	SW1	SW3		
LL	100	4	M 8 x 1							GSV-LL-04-OMD	11,18
LL	100	6	M 10 x 1							GSV-LL-06-OMD	*
LL	100	8	M 12 x 1							GSV-LL-08-OMD	*

Reihe Series	Druck Pressure PN	Rohr A.D. Tube O.D. D1	Gewinde Thread G	Ca. Maße Approx. Dimensions						Bestellzeichen Order-Code OMD	Brutto-Preis Gross-Price Euro (€)
				L1	L2	L4	L5	SW1	SW3		
L	500	6	M 12 x 1,5							GSV-L-06-OMD	12,25
L	500	8	M 14 x 1,5							GSV-L-08-OMD	14,34
L	500	10	M 16 x 1,5							GSV-L-10-OMD	18,08
L	400	12	M 18 x 1,5							GSV-L-12-OMD	19,27
L	400	15	M 22 x 1,5							GSV-L-15-OMD	24,74
L	400	18	M 26 x 1,5							GSV-L-18-OMD	37,21
L	250	22	M 30 x 2							GSV-L-22-OMD	48,41
L	250	28	M 38 x 2							GSV-L-28-OMD	87,45
L	250	35	M 45 x 2							GSV-L-35-OMD	90,72
L	250	42	M 52 x 2							GSV-L-42-OMD	121,54

Reihe Series	Druck Pressure PN	Rohr A.D. Tube O.D. D1	Gewinde Thread G	Ca. Maße Approx. Dimensions						Bestellzeichen Order-Code OMD	Brutto-Preis Gross-Price Euro (€)
				L1	L2	L4	L5	SW1	SW3		
S	800	8	M 14 x 1,5							GSV-S-06-OMD	16,88
S	800	8	M 16 x 1,5							GSV-S-08-OMD	19,27
S	800	10	M 18 x 1,5							GSV-S-10-OMD	21,52
S	630	12	M 20 x 1,5							GSV-S-12-OMD	22,75
S	630	14	M 22 x 1,5							GSV-S-14-OMD	35,02
S	630	16	M 24 x 1,5							GSV-S-16-OMD	37,68
S	420	20	M 30 x 2							GSV-S-20-OMD	58,09
S	420	25	M 36 x 2							GSV-S-25-OMD	82,92
S	420	30	M 42 x 2							GSV-S-30-OMD	91,17
S	420	38	M 52 x 2							GSV-S-38-OMD	151,47



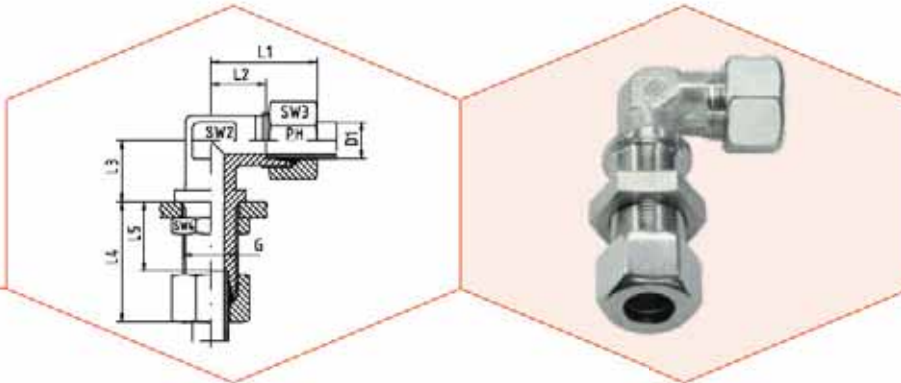
Winkel-Schottverschraubungen

Bulkhead Elbow Couplings

Reihe Series	Druck Pressure PN	Rohr A.D. Tube O.D. D1	Gewinde Thread G	Ca. Maße Approx. Dimensions									Bestellzeichen Order-Code Standard	Brutto-Preis Gross-Price Euro (€)
				L1	L2	L3	L4	L5	SW2	SW3	SW4			
L	315	6	M 12 x 1,5	27	12,0	14	42	27,0	12	14	17	WSV-L-06	31,19	
L	315	8	M 14 x 1,5	29	14,0	17	42	27,0	12	17	19	WSV-L-08	34,26	
L	315	10	M 16 x 1,5	30	15,0	18	43	28,0	14	19	22	WSV-L-10	40,03	
L	315	12	M 18 x 1,5	32	17,0	20	44	29,0	17	22	24	WSV-L-12	43,79	
L	315	15	M 22 x 1,5	36	21,0	23	46	31,0	19	27	30	WSV-L-15	57,52	
L	315	18	M 26 x 1,5	40	23,5	24	49	32,5	24	32	36	WSV-L-18	76,69	
L	160	22	M 30 x 2	44	27,5	30	51	34,5	27	36	41	WSV-L-22	104,82	
L	180	28	M 36 x 2	47	30,5	34	52	35,5	36	41	46	WSV-L-28	145,72	
L	160	35	M 45 x 2	56	34,5	39	58	36,5	41	50	55	WSV-L-35	204,52	
L	180	42	M 52 x 2	63	40,0	43	59	38,0	50	60	65	WSV-L-42	299,11	

Reihe Series	Druck Pressure PN	Rohr A.D. Tube O.D. D1	Gewinde Thread G	Ca. Maße Approx. Dimensions									Bestellzeichen Order-Code Standard	Brutto-Preis Gross-Price Euro (€)
				L1	L2	L3	L4	L5	SW2	SW3	SW4			
S	630	6	M 14 x 1,5	31	16,0	17	44	29,0	12	17	19	WSV-S-06	38,60	
S	630	8	M 16 x 1,5	32	17,0	18	44	29,0	14	19	22	WSV-S-08	39,73	
S	630	10	M 18 x 1,5	34	17,5	20	46	29,5	17	22	24	WSV-S-10	42,03	
S	630	12	M 20 x 1,5	38	21,5	21	47	30,5	17	24	27	WSV-S-12	46,53	
S	630	14	M 22 x 1,5	40	22,0	23	50	32,0	19	27	30	WSV-S-14	58,29	
S	400	16	M 24 x 1,5	43	24,5	24	50	31,5	24	30	32	WSV-S-16	66,47	
S	400	20	M 30 x 2	48	26,5	30	55	33,5	27	36	41	WSV-S-20	109,93	
S	400	25	M 36 x 2	54	30,0	34	59	35,0	36	46	46	WSV-S-25	166,17	
S	400	30	M 42 x 2	62	35,5	39	64	37,5	41	50	50	WSV-S-30	224,97	
S	315	38	M 52 x 2	72	41,0	43	68	37,0	50	60	65	WSV-S-38	340,01	





Winkel-Schottverschraubungen

Bulkhead Elbow Couplings

Reihe Series	Druck Pressure PN	Rohr A.D. Tube O.D. D1	Gewinde Thread G	Ca. Maße Approx. Dimensions								Bestellzeichen Order-Code SC	Brutto-Preis Gross-Price Euro (€)
				L1	L2	L3	L4	L5	SW2	SW3	SW4		
L	315	6	M 12 x 1,5	27	12,0	14	42	27,0	12	14	17	WSV-L-06-SC	31,83
L	315	8	M 14 x 1,5	29	14,0	17	42	27,0	12	17	19	WSV-L-08-SC	35,14
L	315	10	M 16 x 1,5	30	15,0	18	43	28,0	14	19	22	WSV-L-10-SC	40,91
L	315	12	M 18 x 1,5	32	17,0	20	44	29,0	17	22	24	WSV-L-12-SC	44,91
L	315	15	M 22 x 1,5	36	21,0	23	46	31,0	18	27	30	WSV-L-15-SC	59,68
L	315	18	M 26 x 1,5	40	23,5	24	49	32,5	24	32	36	WSV-L-18-SC	79,97
L	160	22	M 30 x 2	44	27,5	30	51	34,5	27	36	41	WSV-L-22-SC	108,34
L	160	28	M 36 x 2	47	30,5	34	52	35,5	36	41	46	WSV-L-28-SC	149,72
L	160	35	M 45 x 2	56	34,5	39	58	36,5	41	50	55	WSV-L-35-SC	211,96
L	160	42	M 52 x 2	63	40,0	43	59	36,0	50	60	65	WSV-L-42-SC	307,75

Reihe Series	Druck Pressure PN	Rohr A.D. Tube O.D. D1	Gewinde Thread G	Ca. Maße Approx. Dimensions								Bestellzeichen Order-Code SC	Brutto-Preis Gross-Price Euro (€)
				L1	L2	L3	L4	L5	SW2	SW3	SW4		
S	630	6	M 14 x 1,5	31	16,0	17	44	29,0	12	17	19	WSV-S-06-SC	39,48
S	630	8	M 16 x 1,5	32	17,0	18	44	29,0	14	19	22	WSV-S-08-SC	40,81
S	630	10	M 18 x 1,5	34	17,5	20	46	29,5	17	22	24	WSV-S-10-SC	43,15
S	630	12	M 20 x 1,5	38	21,5	21	47	30,5	17	24	27	WSV-S-12-SC	48,21
S	630	14	M 22 x 1,5	40	22,0	23	50	32,0	19	27	30	WSV-S-14-SC	61,41
S	400	16	M 24 x 1,5	43	24,5	24	50	31,5	24	30	32	WSV-S-16-SC	69,59
S	400	20	M 30 x 2	48	26,5	30	55	33,5	27	36	41	WSV-S-20-SC	113,69
S	400	25	M 36 x 2	54	30,0	34	59	35,0	36	48	48	WSV-S-25-SC	172,17
S	400	30	M 42 x 2	62	35,5	39	64	37,5	41	50	50	WSV-S-30-SC	233,29
S	315	38	M 52 x 2	72	41,0	43	68	37,0	50	60	65	WSV-S-38-SC	351,29



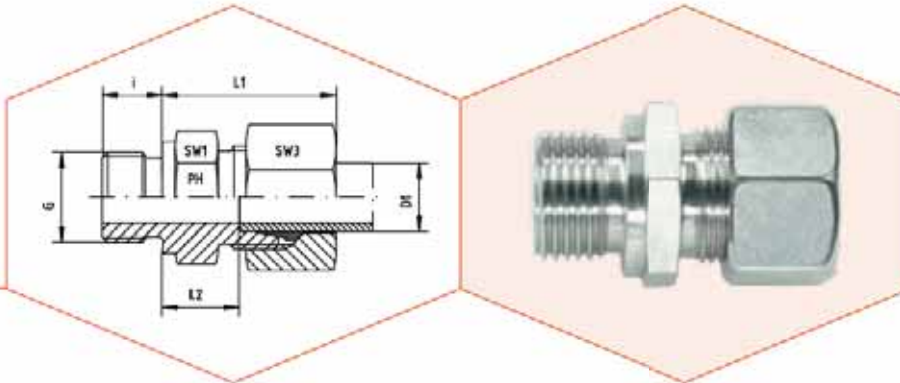
Winkel-Schottverschraubungsstutzen

Bulkhead Elbow Coupling Bodies

Reihe Series	Druck Pressure PN	Rohr A.D. Tube O.D. D1	Gewinde Thread G	Ca. Maße Approx. Dimensions					Bestellzeichen Order-Code OMD	Brutto-Preis Gross-Price Euro (€)
L	315	6	M 12 x 1,5						WSV-L-06-OMD	26,57
L	315	8	M 14 x 1,5						WSV-L-08-OMD	28,66
L	315	10	M 16 x 1,5						WSV-L-10-OMD	33,31
L	315	12	M 18 x 1,5						WSV-L-12-OMD	36,01
L	315	15	M 22 x 1,5						WSV-L-15-OMD	47,24
L	315	18	M 26 x 1,5						WSV-L-18-OMD	59,45
L	160	22	M 30 x 2						WSV-L-22-OMD	84,20
L	160	28	M 36 x 2						WSV-L-28-OMD	116,02
L	160	35	M 45 x 2						WSV-L-35-OMD	162,30
L	160	42	M 52 x 2						WSV-L-42-OMD	244,25

Reihe Series	Druck Pressure PN	Rohr A.D. Tube O.D. D1	Gewinde Thread G	Ca. Maße Approx. Dimensions					Bestellzeichen Order-Code OMD	Brutto-Preis Gross-Price Euro (€)
S	630	6	M 14 x 1,5						WSV-S-06-OMD	33,02
S	630	8	M 16 x 1,5						WSV-S-08-OMD	33,33
S	630	10	M 18 x 1,5						WSV-S-10-OMD	34,15
S	630	12	M 20 x 1,5						WSV-S-12-OMD	37,63
S	630	14	M 22 x 1,5						WSV-S-14-OMD	47,29
S	400	16	M 24 x 1,5						WSV-S-16-OMD	50,05
S	400	20	M 30 x 2						WSV-S-20-OMD	88,77
S	400	25	M 36 x 2						WSV-S-25-OMD	128,93
S	400	30	M 42 x 2						WSV-S-30-OMD	178,09
S	315	38	M 52 x 2						WSV-S-38-OMD	276,73




**Gerade Einschraubverschraubungen**

LL- und L-Reihe

 Einschraubgewinde: Whitworth-Rohrgewinde - Zylindrisch  
 Abdichtung durch Dichtkante Form B

**Male Stud Couplings**

LL- and L-Series

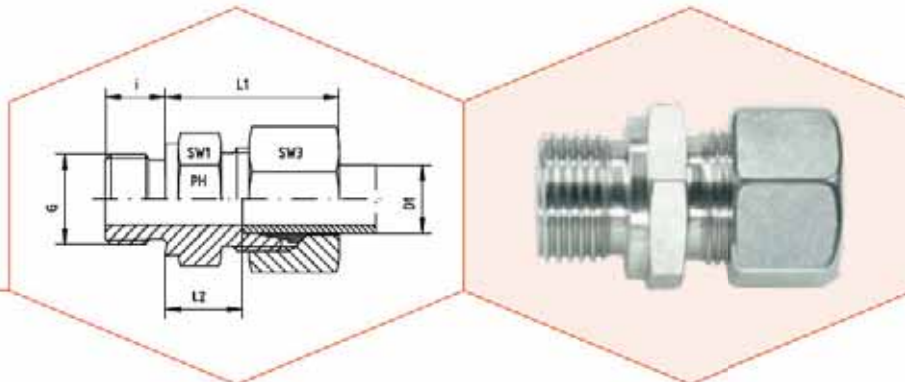
Thread: BSP - Parallel

Sealing by Sealing Shoulder Form B

Reihe Series	Druck Pressure PN	Rohr A.D. Tube O.D. D1	Gewinde Thread G	Ca. Maße Approx. Dimensions					Bestellzeichen Order-Code Standard	Brutto-Preis Gross-Price Euro (€)
				L1	L2	i	SW1	SW3		
LL	100	4	G 1/8"	19,0	9,5	8	14	10	GE-LLR-04-G 1/8"	11,90
LL	100	6	G 1/8"	20,0	9,5	8	14	12	GE-LLR-06-G 1/8"	12,50
LL	100	8	G 1/8"		9,0	8	14	14	GE-LLR-08-G 1/8"	13,00

Reihe Series	Druck Pressure PN	Rohr A.D. Tube O.D. D1	Gewinde Thread G	Ca. Maße Approx. Dimensions					Bestellzeichen Order-Code Standard	Brutto-Preis Gross-Price Euro (€)
				L1	L2	i	SW1	SW3		
L	315	6	G 1/8"	23,0	8,5	8	14	14	GE-LR-06-G 1/8"	5,88
L	315	6	G 1/4"	27,0	9,0	12	19	14	GE-LR-06-G 1/4"	10,12
L	315	6	G 3/8"	27,0	11,5	12	22	14	GE-LR-06-G 3/8"	14,57
L	315	6	G 1/2"	29,0	12,0	14	27	14	GE-LR-06-G 1/2"	15,85
L	315	8	G 1/8"	26,0	9,5	8	14	17	GE-LR-08-G 1/8"	9,33
L	315	8	G 1/4"	25,0	10,0	12	19	17	GE-LR-08-G 1/4"	7,46
L	315	8	G 3/8"	28,5	11,5	12	22	17	GE-LR-08-G 3/8"	11,38
L	315	8	G 1/2"	28,5	13,0	14	27	17	GE-LR-08-G 1/2"	14,57
L	315	10	G 1/8"	27,5	11,0	8	17	19	GE-LR-10-G 1/8"	9,00
L	315	10	G 1/4"	28,0	11,0	12	19	19	GE-LR-10-G 1/4"	8,39
L	315	10	G 3/8"	30,5	12,5	12	22	19	GE-LR-10-G 3/8"	12,76
L	315	10	G 1/2"	32,5	13,0	14	27	19	GE-LR-10-G 1/2"	15,85
L	315	10	G 3/4"			16	32	19	GE-LR-10-G 3/4"	19,69
L	315	12	G 1/8"	29,0	11,0	8	19	22	GE-LR-12-G 1/8"	12,85
L	315	12	G 1/4"	30,0	12,0	12	19	22	GE-LR-12-G 1/4"	12,99
L	315	12	G 3/8"	27,0	12,5	12	22	22	GE-LR-12-G 3/8"	10,20
L	315	12	G 1/2"	31,0	13,0	14	27	22	GE-LR-12-G 1/2"	16,67
L	315	12	G 3/4"	31,0	14,0	16	32	22	GE-LR-12-G 3/4"	20,04
L	315	15	G 1/4"	32,0	13,0	12	24	27	GE-LR-15-G 1/4"	16,87
L	315	15	G 3/8"	31,0	13,5	12	24	27	GE-LR-15-G 3/8"	16,31
L	315	15	G 1/2"	29,0	14,0	14	27	27	GE-LR-15-G 1/2"	14,88
L	315	15	G 3/4"	32,5	15,0	16	32	27	GE-LR-15-G 3/4"	25,05
L	315	15	G 1"			18	41	27	GE-LR-15-G 1"	*
L	315	18	G 3/8"	31,0	12,5	12	27	32	GE-LR-18-G 3/8"	21,37
L	315	18	G 1/2"	31,0	14,5	14	27	32	GE-LR-18-G 1/2"	19,33
L	315	18	G 3/4"	34,0	14,5	16	32	32	GE-LR-18-G 3/4"	28,48
L	315	18	G 1"		16,5	18	41	32	GE-LR-18-G 1"	37,84
L	160	22	G 3/8"	49,0	16,0	12	32	38	GE-LR-22-G 3/8"	29,60
L	160	22	G 1/2"	37,0	16,5	14	32	36	GE-LR-22-G 1/2"	28,99
L	160	22	G 3/4"	33,0	16,5	16	32	36	GE-LR-22-G 3/4"	26,03
L	160	22	G 1"	38,0	17,5	18	41	36	GE-LR-22-G 1"	38,35
L	160	22	G 1 1/4"			20	50	36	GE-LR-22-G 1 1/4"	44,74
L	160	28	G 1/2"		17,5	14	41	41	GE-LR-28-G 1/2"	43,51
L	160	28	G 3/4"	38,0	17,5	16	41	41	GE-LR-28-G 3/4"	42,11
L	160	28	G 1"	34,0	17,5	18	41	41	GE-LR-28-G 1"	41,82
L	160	28	G 1 1/4"		18,5	20	50	41	GE-LR-28-G 1 1/4"	44,94
L	160	28	G 1 1/2"	43,0	20,5	22	55	41	GE-LR-28-G 1 1/2"	50,00
L	160	35	G 3/4"	42,0	18,5	16	46	50	GE-LR-35-G 3/4"	50,62
L	160	35	G 1"	42,0	17,5	18	46	50	GE-LR-35-G 1"	49,08
L	160	35	G 1 1/4"	39,0	17,5	20	50	50	GE-LR-35-G 1 1/4"	53,69
L	160	35	G 1 1/2"	44,0	18,5	22	55	50	GE-LR-35-G 1 1/2"	61,36
L	160	42	G 1"	47,0	19,0	18	55	60	GE-LR-42-G 1"	76,69
L	160	42	G 1 1/4"	47,0	19,0	20	55	60	GE-LR-42-G 1 1/4"	74,14
L	160	42	G 1 1/2"	47,0	19,0	22	55	60	GE-LR-42-G 1 1/2"	71,58
L	160	42	G 2"			20	70	60	GE-LR-42-G 2"	*

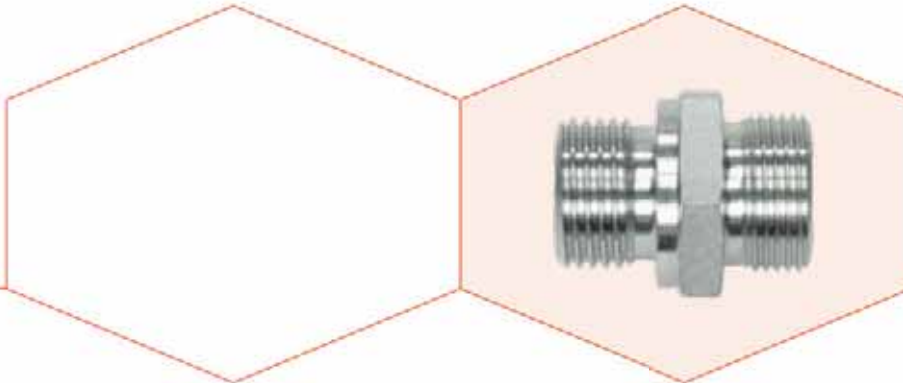




**Gerade Einschraubverschraubungen**  
L-Reihe  
Einschraubgewinde: Whitworth-Rohrgewinde - Zylindrisch  
Abdichtung durch Dichtkante Form B

**Male Stud Couplings**  
L-Series  
Thread: BSP - Parallel  
Sealing by Sealing Shoulder Form B

Reihe Series	Druck Pressura PN	Rohr A.D. Tube O.D. D1	Gewinde Thread G	Ca. Maße Approx. Dimensions					Bestellzeichen Order-Code SC	Brutto-Preis Gross-Price Euro (€)
				L1	L2	i	SW1	SW3		
L	315	6	G 1/8"	23,0	8,5	8	14	14	GE-LR-06-G 1/8"-SC	6,20
L	315	6	G 1/4"	27,0	9,0	12	19	14	GE-LR-06-G 1/4"-SC	10,44
L	315	6	G 3/8"	27,0	11,5	12	22	14	GE-LR-06-G 3/8"-SC	14,89
L	315	6	G 1/2"	29,0	12,0	14	27	14	GE-LR-06-G 1/2"-SC	16,17
L	315	8	G 1/8"	26,0	9,5	8	14	17	GE-LR-08-G 1/8"-SC	8,77
L	315	8	G 1/4"	25,0	10,0	12	19	17	GE-LR-08-G 1/4"-SC	7,90
L	315	8	G 3/8"	28,5	11,5	12	22	17	GE-LR-08-G 3/8"-SC	11,82
L	315	8	G 1/2"	28,5	13,0	14	27	17	GE-LR-08-G 1/2"-SC	15,01
L	315	10	G 1/8"	27,5	11,0	8	17	19	GE-LR-10-G 1/8"-SC	9,44
L	315	10	G 1/4"	28,0	11,0	12	19	19	GE-LR-10-G 1/4"-SC	8,83
L	315	10	G 3/8"	30,5	12,5	12	22	19	GE-LR-10-G 3/8"-SC	13,20
L	315	10	G 1/2"	32,5	13,0	14	27	19	GE-LR-10-G 1/2"-SC	16,29
L	315	10	G 3/4"			16	32	19	GE-LR-10-G 3/4"-SC	20,13
L	315	12	G 1/8"	29,0	11,0	8	19	22	GE-LR-12-G 1/8"-SC	13,21
L	315	12	G 1/4"	30,0	12,0	12	19	22	GE-LR-12-G 1/4"-SC	13,55
L	315	12	G 3/8"	27,0	12,5	12	22	22	GE-LR-12-G 3/8"-SC	10,76
L	315	12	G 1/2"	31,0	13,0	14	27	22	GE-LR-12-G 1/2"-SC	17,23
L	315	12	G 3/4"	31,0	14,0	16	32	22	GE-LR-12-G 3/4"-SC	20,60
L	315	15	G 1/4"	32,0	13,0	12	24	27	GE-LR-15-G 1/4"-SC	17,95
L	315	15	G 3/8"	31,0	13,5	12	24	27	GE-LR-15-G 3/8"-SC	17,39
L	315	15	G 1/2"	29,0	14,0	14	27	27	GE-LR-15-G 1/2"-SC	15,96
L	315	15	G 3/4"	32,5	15,0	16	32	27	GE-LR-15-G 3/4"-SC	26,13
L	315	15	G 1"			18	41	27	GE-LR-15-G 1"-SC	*
L	315	18	G 3/8"	31,0	12,5	12	27	32	GE-LR-18-G 3/8"-SC	23,01
L	315	18	G 1/2"	31,0	14,5	14	27	32	GE-LR-18-G 1/2"-SC	20,97
L	315	18	G 3/4"	34,0	14,5	16	32	32	GE-LR-18-G 3/4"-SC	30,12
L	315	18	G 1"		16,5	18	41	32	GE-LR-18-G 1"-SC	39,48
L	160	22	G 3/8"	49,0	16,0	12	32	36	GE-LR-22-G 3/8"-SC	31,36
L	160	22	G 1/2"	37,0	16,5	14	32	36	GE-LR-22-G 1/2"-SC	30,75
L	160	22	G 3/4"	33,0	16,5	16	32	36	GE-LR-22-G 3/4"-SC	27,79
L	160	22	G 1"	38,0	17,5	18	41	36	GE-LR-22-G 1"-SC	40,11
L	160	22	G 1 1/4"			20	50	36	GE-LR-22-G 1 1/4"-SC	46,50
L	160	28	G 1/2"		17,5	14	41	41	GE-LR-28-G 1/2"-SC	45,51
L	160	28	G 3/4"	38,0	17,5	16	41	41	GE-LR-28-G 3/4"-SC	44,11
L	160	28	G 1"	34,0	17,5	18	41	41	GE-LR-28-G 1"-SC	43,82
L	160	28	G 1 1/4"		18,5	20	50	41	GE-LR-28-G 1 1/4"-SC	46,94
L	160	28	G 1 1/2"	43,0	20,5	22	55	41	GE-LR-28-G 1 1/2"-SC	52,00
L	160	35	G 3/4"	42,0	18,5	16	46	50	GE-LR-35-G 3/4"-SC	54,34
L	160	35	G 1"	42,0	17,5	18	46	50	GE-LR-35-G 1"-SC	52,80
L	160	35	G 1 1/4"	39,0	17,5	20	50	50	GE-LR-35-G 1 1/4"-SC	57,41
L	160	35	G 1 1/2"	44,0	19,5	22	55	50	GE-LR-35-G 1 1/2"-SC	65,08
L	160	42	G 1"	47,0	19,0	18	55	60	GE-LR-42-G 1"-SC	81,01
L	160	42	G 1 1/4"	47,0	19,0	20	55	60	GE-LR-42-G 1 1/4"-SC	78,46
L	160	42	G 1 1/2"	47,0	19,0	22	55	60	GE-LR-42-G 1 1/2"-SC	75,90
L	160	42	G 2"				70	60	GE-LR-42-G 2"-SC	*



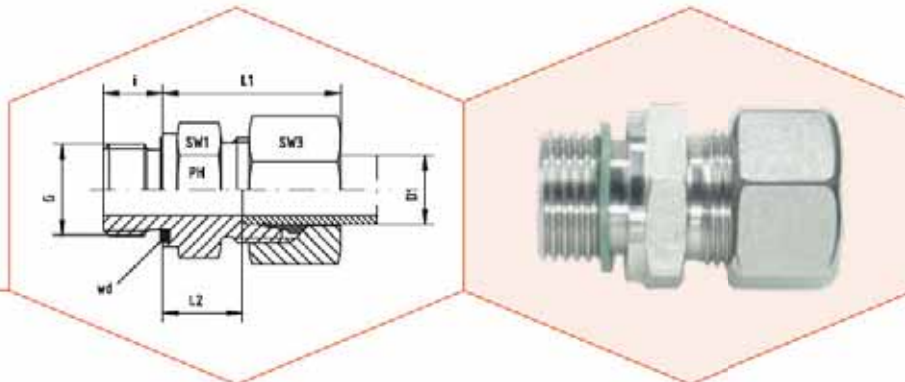
**Gerade Einschraubverschraubungsstutzen**  
 LL- und L-Reihe  
 Einschraubgewinde: Whitworth-Rohrgewinde - Zylindrisch  
 Abdichtung durch Dichtkante Form B

**Male Stud Coupling Bodies**  
 LL- and L-Series  
 Thread: BSP - Parallel  
 Sealing by Sealing Shoulder Form B

Reihe Series	Druck Pressure PN	Rohr A.D. Tube O.D. D1	Gewinde Thread G	Ca. Maße Approx. Dimensions			Bestellzeichen Order-Code OMD	Brutto-Preis Gross-Price Euro (€)
LL	100	4	G 1/8"				GE-LLR-04-G 1/8"-OMD	9,24
LL	100	6	G 1/8"				GE-LLR-06-G 1/8"-OMD	9,46
LL	100	8	G 1/8"				GE-LLR-08-G 1/8"-OMD	*

Reihe Series	Druck Pressure PN	Rohr A.D. Tube O.D. D1	Gewinde Thread G	Ca. Maße Approx. Dimensions			Bestellzeichen Order-Code OMD	Brutto-Preis Gross-Price Euro (€)
L	315	6	G 1/8"				GE-LR-06-G 1/8"-OMD	3,57
L	315	6	G 1/4"				GE-LR-06-G 1/4"-OMD	7,81
L	315	6	G 3/8"				GE-LR-06-G 3/8"-OMD	12,26
L	315	6	G 1/2"				GE-LR-06-G 1/2"-OMD	13,54
L	315	8	G 1/8"				GE-LR-08-G 1/8"-OMD	5,53
L	315	8	G 1/4"				GE-LR-08-G 1/4"-OMD	4,66
L	315	8	G 3/8"				GE-LR-08-G 3/8"-OMD	8,58
L	315	8	G 1/2"				GE-LR-08-G 1/2"-OMD	11,77
L	315	10	G 1/8"				GE-LR-10-G 1/8"-OMD	5,84
L	315	10	G 1/4"				GE-LR-10-G 1/4"-OMD	5,03
L	315	10	G 3/8"				GE-LR-10-G 3/8"-OMD	9,40
L	315	10	G 1/2"				GE-LR-10-G 1/2"-OMD	12,49
L	315	10	G 3/4"				GE-LR-10-G 3/4"-OMD	16,33
L	315	12	G 1/8"				GE-LR-12-G 1/8"-OMD	8,76
L	315	12	G 1/4"				GE-LR-12-G 1/4"-OMD	9,10
L	315	12	G 3/8"				GE-LR-12-G 3/8"-OMD	6,31
L	315	12	G 1/2"				GE-LR-12-G 1/2"-OMD	12,78
L	315	12	G 3/4"				GE-LR-12-G 3/4"-OMD	16,15
L	315	15	G 1/4"				GE-LR-15-G 1/4"-OMD	11,73
L	315	15	G 3/8"				GE-LR-15-G 3/8"-OMD	11,17
L	315	15	G 1/2"				GE-LR-15-G 1/2"-OMD	9,74
L	315	15	G 3/4"				GE-LR-15-G 3/4"-OMD	19,91
L	315	15	G 1"				GE-LR-15-G 1"-OMD	*
L	315	18	G 3/8"				GE-LR-18-G 3/8"-OMD	12,75
L	315	18	G 1/2"				GE-LR-18-G 1/2"-OMD	10,71
L	315	18	G 3/4"				GE-LR-18-G 3/4"-OMD	19,86
L	315	18	G 1"				GE-LR-18-G 1"-OMD	29,22
L	160	22	G 3/8"				GE-LR-22-G 3/8"-OMD	19,29
L	160	22	G 1/2"				GE-LR-22-G 1/2"-OMD	18,68
L	160	22	G 3/4"				GE-LR-22-G 3/4"-OMD	15,72
L	160	22	G 1"				GE-LR-22-G 1"-OMD	28,04
L	160	22	G 1 1/4"				GE-LR-22-G 1 1/4"-OMD	34,43
L	160	28	G 1/2"				GE-LR-28-G 1/2"-OMD	28,66
L	160	28	G 3/4"				GE-LR-28-G 3/4"-OMD	27,28
L	160	28	G 1"				GE-LR-28-G 1"-OMD	26,97
L	160	28	G 1 1/4"				GE-LR-28-G 1 1/4"-OMD	30,09
L	160	28	G 1 1/2"				GE-LR-28-G 1 1/2"-OMD	35,15
L	160	35	G 3/4"				GE-LR-35-G 3/4"-OMD	29,51
L	160	35	G 1"				GE-LR-35-G 1"-OMD	27,97
L	160	35	G 1 1/4"				GE-LR-35-G 1 1/4"-OMD	32,58
L	160	35	G 1 1/2"				GE-LR-35-G 1 1/2"-OMD	40,25
L	160	42	G 1"				GE-LR-42-G 1"-OMD	49,26
L	160	42	G 1 1/4"				GE-LR-42-G 1 1/4"-OMD	46,71
L	160	42	G 1 1/2"				GE-LR-42-G 1 1/2"-OMD	44,15
L	160	42	G 2"				GE-LR-42-G 2"-OMD	*






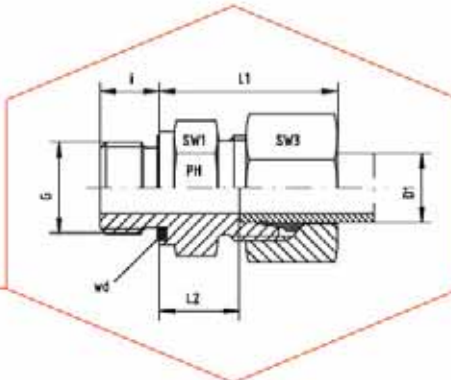
**Gerade Einschraubverschraubungen**  
LL- and L-Reihe  
Einschraubgewinde: Whitworth-Rohrgewinde - Zylindrisch  
wd = Abdichtung durch Profildichtung - Viton

**Male Stud Couplings**  
LL- and L-Series  
Thread: BSP - Parallel  
wd = Sealing by an Elastomer Profiled Ring - Viton

Reihe Series	Druck Pressure PN	Rohr A.D. Tube O.D. D1	Gewinde Thread G	Ca. Maße Approx. Dimensions					Bestellzeichen Order-Code Standard	Brutto-Preis Gross-Price Euro (€)
				L1	L2	i	SW1	SW3		
LL	100	4	G 1/8"	19,0	9,5	8	14	10	GE-LLR-04-G 1/8"-wd	12,50
LL	100	6	G 1/8"	20,0	9,5	8	14	12	GE-LLR-06-G 1/8"-wd	12,50
LL	100	8	G 1/8"		9,0	8	14	14	GE-LLR-08-G 1/8"-wd	13,80

Reihe Series	Druck Pressure PN	Rohr A.D. Tube O.D. D1	Gewinde Thread G	Ca. Maße Approx. Dimensions					Bestellzeichen Order-Code Standard	Brutto-Preis Gross-Price Euro (€)
				L1	L2	i	SW1	SW3		
L	500	8	G 1/8"	23,0	8,5	8	14	14	GE-LR-06-G 1/8"-wd	7,93
L	500	6	G 1/4"	27,0	9,0	12	17	14	GE-LR-06-G 1/4"-wd	12,17
L	400	6	G 3/8"	27,0	11,5	12	22	14	GE-LR-06-G 3/8"-wd	15,32
L	400	6	G 1/2"	29,0	12,0	14	27	14	GE-LR-06-G 1/2"-wd	17,46
L	500	8	G 1/8"	26,0	9,5	8	14	17	GE-LR-08-G 1/8"-wd	9,56
L	500	8	G 1/4"	25,0	10,0	12	19	17	GE-LR-08-G 1/4"-wd	9,51
L	400	8	G 3/8"	28,5	11,5	12	22	17	GE-LR-08-G 3/8"-wd	13,42
L	400	8	G 1/2"	28,5	13,0	14	27	17	GE-LR-08-G 1/2"-wd	16,44
L	500	10	G 1/8"	27,5	11,0	8	17	19	GE-LR-10-G 1/8"-wd	11,04
L	500	10	G 1/4"	28,0	11,0	12	19	19	GE-LR-10-G 1/4"-wd	10,43
L	400	10	G 3/8"	30,5	12,5	12	22	19	GE-LR-10-G 3/8"-wd	14,80
L	400	10	G 1/2"	32,5	13,0	14	27	19	GE-LR-10-G 1/2"-wd	19,58
L	250	10	G 3/4"			16	32	19	GE-LR-10-G 3/4"-wd	22,75
L	400	12	G 1/8"	29,0	11,0	8	19	22	GE-LR-12-G 1/8"-wd	16,36
L	400	12	G 1/4"	30,0	12,0	12	19	22	GE-LR-12-G 1/4"-wd	15,03
L	400	12	G 3/8"	27,0	12,5	12	22	22	GE-LR-12-G 3/8"-wd	12,25
L	400	12	G 1/2"	31,0	13,0	14	27	22	GE-LR-12-G 1/2"-wd	18,71
L	250	12	G 3/4"	31,0	14,0	16	32	22	GE-LR-12-G 3/4"-wd	23,26
L	400	15	G 1/4"	32,0	13,0	12	24	27	GE-LR-15-G 1/4"-wd	18,92
L	400	15	G 3/8"	31,0	13,5	12	24	27	GE-LR-15-G 3/8"-wd	18,38
L	400	15	G 1/2"	29,0	14,0	14	27	27	GE-LR-15-G 1/2"-wd	16,92
L	250	15	G 3/4"	32,5	15,0	16	32	27	GE-LR-15-G 3/4"-wd	28,12
L	250	15	G 1"			18	41	27	GE-LR-15-G 1"-wd	*
L	400	18	G 3/8"	33,0	12,5	12	27	32	GE-LR-18-G 3/8"-wd	22,75
L	400	18	G 1/2"	31,0	14,5	14	27	32	GE-LR-18-G 1/2"-wd	21,37
L	315	18	G 3/4"	34,0	14,5	16	32	32	GE-LR-18-G 3/4"-wd	30,17
L	250	18	G 1"		16,5	18	41	32	GE-LR-18-G 1"-wd	40,90
L	250	22	G 3/8"	49,0	16,0	12	32	36	GE-LR-22-G 3/8"-wd	31,65
L	250	22	G 1/2"	37,0	16,5	14	32	36	GE-LR-22-G 1/2"-wd	31,04
L	250	22	G 3/4"	33,0	16,5	16	32	36	GE-LR-22-G 3/4"-wd	28,58
L	250	22	G 1"	38,0	17,5	18	41	36	GE-LR-22-G 1"-wd	41,42
L	250	22	G 1 1/4"			20	50	36	GE-LR-22-G 1 1/4"-wd	48,83
L	250	28	G 1/2"		17,5	14	41	41	GE-LR-28-G 1/2"-wd	47,55
L	250	28	G 3/4"	38,0	17,5	16	41	41	GE-LR-28-G 3/4"-wd	44,02
L	250	28	G 1"	34,0	17,5	18	41	41	GE-LR-28-G 1"-wd	44,89
L	250	28	G 1 1/4"		18,5	20	50	41	GE-LR-28-G 1 1/4"-wd	49,03
L	250	28	G 1 1/2"	43,0	20,5	22	55	41	GE-LR-28-G 1 1/2"-wd	50,90
L	250	35	G 3/4"		18,5	16	46	50	GE-LR-35-G 3/4"-wd	53,69
L	250	35	G 1"	42,0	17,5	18	46	50	GE-LR-35-G 1"-wd	51,90
L	250	35	G 1 1/4"	39,0	17,5	20	50	50	GE-LR-35-G 1 1/4"-wd	55,22
L	250	35	G 1 1/2"	44,0	19,5	22	55	50	GE-LR-35-G 1 1/2"-wd	63,91
L	250	42	G 1"	47,0	19,0	18	55	60	GE-LR-42-G 1"-wd	78,69
L	250	42	G 1 1/4"	47,0	19,0	20	55	60	GE-LR-42-G 1 1/4"-wd	78,69
L	250	42	G 1 1/2"	47,0	19,0	22	55	60	GE-LR-42-G 1 1/2"-wd	78,69
L	250	42	G 2"		21,0	23	70	60	GE-LR-42-G 2"-wd	294,00





**Gerade Einschraubverschraubungen**

L-Reihe

Einschraubgewinde: Whitworth-Rohrgewinde - Zylindrisch  
wd - Abdichtung durch Profildichtung - Viton

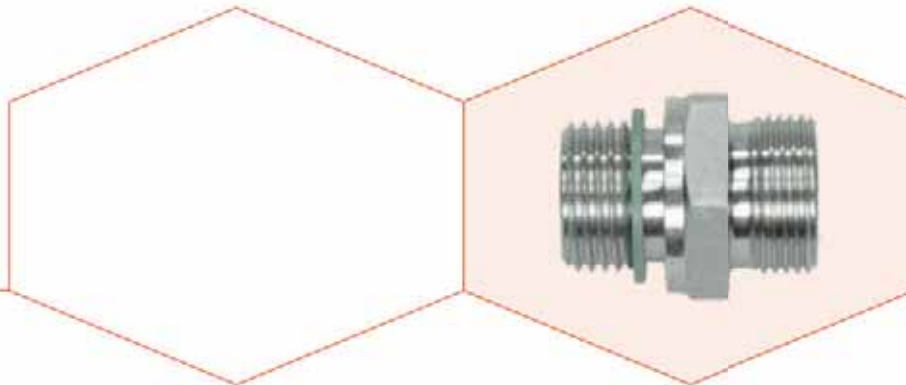
**Male Stud Couplings**

L-Series

Thread: BSP - Parallel

wd = Sealing by an Elastomer Profiled Ring - Viton

Reihe Series	Druck Pressure PN	Rohr A.D. Tube O.D. D1	Gewinde Thread G	Ca. Maße Approx. Dimensions					Bestellzeichen Order-Code SC	Brutto-Preis Gross-Price Euro (€)
				L1	L2	I	SW1	SW3		
L	500	6	G 1/8"	23,0	8,5	8	14	14	GE-LR-06-G 1/8"-wd-SC	8,25
L	500	6	G 1/4"	27,0	9,0	12	17	14	GE-LR-06-G 1/4"-wd-SC	12,49
L	400	6	G 3/8"	27,0	11,5	12	22	14	GE-LR-06-G 3/8"-wd-SC	15,64
L	400	6	G 1/2"	29,0	12,0	14	27	14	GE-LR-06-G 1/2"-wd-SC	17,78
L	500	8	G 1/8"	26,0	8,5	8	14	17	GE-LR-08-G 1/8"-wd-SC	10,00
L	500	8	G 1/4"	25,0	10,0	12	19	17	GE-LR-08-G 1/4"-wd-SC	9,95
L	400	8	G 3/8"	28,5	11,5	12	22	17	GE-LR-08-G 3/8"-wd-SC	13,86
L	400	8	G 1/2"	28,5	13,0	14	27	17	GE-LR-08-G 1/2"-wd-SC	16,88
L	500	10	G 1/8"	27,5	11,0	8	17	19	GE-LR-10-G 1/8"-wd-SC	11,48
L	500	10	G 1/4"	28,0	11,0	12	19	19	GE-LR-10-G 1/4"-wd-SC	10,87
L	400	10	G 3/8"	30,5	12,5	12	22	19	GE-LR-10-G 3/8"-wd-SC	15,24
L	400	10	G 1/2"	32,5	13,0	14	27	19	GE-LR-10-G 1/2"-wd-SC	20,02
L	250	10	G 3/4"			16	32	19	GE-LR-10-G 3/4"-wd-SC	23,18
L	400	12	G 1/8"	29,0	11,0	8	19	22	GE-LR-12-G 1/8"-wd-SC	16,92
L	400	12	G 1/4"	30,0	12,0	12	19	22	GE-LR-12-G 1/4"-wd-SC	15,59
L	400	12	G 3/8"	27,0	12,5	12	22	22	GE-LR-12-G 3/8"-wd-SC	12,81
L	400	12	G 1/2"	31,0	13,0	14	27	22	GE-LR-12-G 1/2"-wd-SC	19,27
L	250	12	G 3/4"	31,0	14,0	16	32	22	GE-LR-12-G 3/4"-wd-SC	23,82
L	400	15	G 1/4"	32,0	13,0	12	24	27	GE-LR-15-G 1/4"-wd-SC	20,00
L	400	15	G 3/8"	31,0	13,5	12	24	27	GE-LR-15-G 3/8"-wd-SC	19,46
L	400	15	G 1/2"	29,0	14,0	14	27	27	GE-LR-15-G 1/2"-wd-SC	18,00
L	250	15	G 3/4"	32,5	15,0	16	32	27	GE-LR-15-G 3/4"-wd-SC	29,20
L	250	15	G 1"			18	41	27	GE-LR-15-G 1"-wd-SC	*
L	400	18	G 3/8"	33,0	12,5	12	27	32	GE-LR-18-G 3/8"-wd-SC	24,39
L	400	18	G 1/2"	31,0	14,5	14	27	32	GE-LR-18-G 1/2"-wd-SC	23,01
L	315	18	G 3/4"	34,0	14,5	16	32	32	GE-LR-18-G 3/4"-wd-SC	31,81
L	250	18	G 1"		16,5	18	41	32	GE-LR-18-G 1"-wd-SC	42,54
L	250	22	G 3/8"	49,0	16,0	12	32	36	GE-LR-22-G 3/8"-wd-SC	33,41
L	250	22	G 1/2"	37,0	16,5	14	32	36	GE-LR-22-G 1/2"-wd-SC	32,80
L	250	22	G 3/4"	33,0	16,5	16	32	38	GE-LR-22-G 3/4"-wd-SC	30,34
L	250	22	G 1"	38,0	17,5	18	41	36	GE-LR-22-G 1"-wd-SC	43,18
L	250	22	G 1 1/4"			20	50	36	GE-LR-22-G 1 1/4"-wd-SC	50,59
L	250	28	G 1/2"		17,5	14	41	41	GE-LR-28-G 1/2"-wd-SC	49,55
L	250	28	G 3/4"	38,0	17,5	16	41	41	GE-LR-28-G 3/4"-wd-SC	48,02
L	250	28	G 1"	34,0	17,5	18	41	41	GE-LR-28-G 1"-wd-SC	46,89
L	250	28	G 1 1/4"		18,5	20	50	41	GE-LR-28-G 1 1/4"-wd-SC	51,03
L	250	28	G 1 1/2"	43,0	20,5	22	55	41	GE-LR-28-G 1 1/2"-wd-SC	52,90
L	250	35	G 3/4"		18,5	16	48	50	GE-LR-35-G 3/4"-wd-SC	57,41
L	250	35	G 1"	42,0	17,5	18	46	50	GE-LR-35-G 1"-wd-SC	55,62
L	250	35	G 1 1/4"	39,0	17,5	20	50	50	GE-LR-35-G 1 1/4"-wd-SC	58,94
L	250	35	G 1 1/2"	44,0	19,5	22	55	50	GE-LR-35-G 1 1/2"-wd-SC	67,63
L	250	42	G 1"	47,0	19,0	18	55	60	GE-LR-42-G 1"-wd-SC	81,01
L	250	42	G 1 1/4"	47,0	19,0	20	55	60	GE-LR-42-G 1 1/4"-wd-SC	81,01
L	250	42	G 1 1/2"	47,0	19,0	22	55	60	GE-LR-42-G 1 1/2"-wd-SC	81,01
L	250	42	G 2"			70	60	60	GE-LR-42-G 2"-wd-SC	*




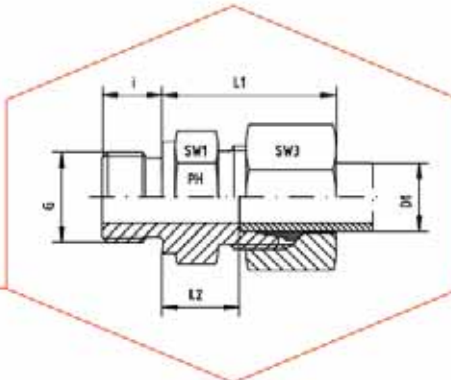
**Gerade Einschraubverschraubungstutzen**  
LL- und L-Reihe  
Einschraubgewinde: Whitworth-Rohrgewinde - Zylindrisch  
wd = Abdichtung durch Profildichtung - Viton

**Male Stud Coupling Bodies**  
LL- and L-Series  
Thread: BSP - Parallel  
wd = Sealing by an Elastomer Profiled Ring - Viton

Reihe Series	Druck Pressure PN	Rohr A.D. Tube O.D. D1	Gewinde Thread G	Ca. Maße Approx. Dimensions			Bestellzeichen Order-Code OMD	Brutto-Preis Gross-Price Euro (€)
LL	100	4	G 1/8"				GE-LLR-04-G 1/8"-wd-OMD	*
LL	100	6	G 1/8"				GE-LLR-06-G 1/8"-wd-OMD	*
LL	100	8	G 1/8"				GE-LLR-08-G 1/8"-wd-OMD	*

Reihe Series	Druck Pressure PN	Rohr A.D. Tube O.D. D1	Gewinde Thread G	Ca. Maße Approx. Dimensions			Bestellzeichen Order-Code OMD	Brutto-Preis Gross-Price Euro (€)
L	500	8	G 1/8"				GE-LR-08-G 1/8"-wd-OMD	5,62
L	500	6	G 1/4"				GE-LR-06-G 1/4"-wd-OMD	9,86
L	400	6	G 3/8"				GE-LR-06-G 3/8"-wd-OMD	13,01
L	400	6	G 1/2"				GE-LR-06-G 1/2"-wd-OMD	15,15
L	500	8	G 1/8"				GE-LR-08-G 1/8"-wd-OMD	6,76
L	500	8	G 1/4"				GE-LR-08-G 1/4"-wd-OMD	6,71
L	400	8	G 3/8"				GE-LR-08-G 3/8"-wd-OMD	10,62
L	400	8	G 1/2"				GE-LR-08-G 1/2"-wd-OMD	13,64
L	500	10	G 1/8"				GE-LR-10-G 1/8"-wd-OMD	7,68
L	500	10	G 1/4"				GE-LR-10-G 1/4"-wd-OMD	7,07
L	400	10	G 3/8"				GE-LR-10-G 3/8"-wd-OMD	11,44
L	400	10	G 1/2"				GE-LR-10-G 1/2"-wd-OMD	16,22
L	250	10	G 3/4"				GE-LR-10-G 3/4"-wd-OMD	19,39
L	400	12	G 1/8"				GE-LR-12-G 1/8"-wd-OMD	12,47
L	400	12	G 1/4"				GE-LR-12-G 1/4"-wd-OMD	11,14
L	400	12	G 3/8"				GE-LR-12-G 3/8"-wd-OMD	8,36
L	400	12	G 1/2"				GE-LR-12-G 1/2"-wd-OMD	14,82
L	250	12	G 3/4"				GE-LR-12-G 3/4"-wd-OMD	19,37
L	400	15	G 1/4"				GE-LR-15-G 1/4"-wd-OMD	13,78
L	400	15	G 3/8"				GE-LR-15-G 3/8"-wd-OMD	13,24
L	400	15	G 1/2"				GE-LR-15-G 1/2"-wd-OMD	11,78
L	250	15	G 3/4"				GE-LR-15-G 3/4"-wd-OMD	22,98
L	250	15	G 1"				GE-LR-15-G 1"-wd-OMD	*
L	400	18	G 3/8"				GE-LR-18-G 3/8"-wd-OMD	14,13
L	400	18	G 1/2"				GE-LR-18-G 1/2"-wd-OMD	12,75
L	315	18	G 3/4"				GE-LR-18-G 3/4"-wd-OMD	21,55
L	250	18	G 1"				GE-LR-18-G 1"-wd-OMD	32,28
L	250	22	G 3/8"				GE-LR-22-G 3/8"-wd-OMD	21,34
L	250	22	G 1/2"				GE-LR-22-G 1/2"-wd-OMD	20,73
L	250	22	G 3/4"				GE-LR-22-G 3/4"-wd-OMD	18,27
L	250	22	G 1"				GE-LR-22-G 1"-wd-OMD	31,11
L	250	22	G 1 1/4"				GE-LR-22-G 1 1/4"-wd-OMD	38,52
L	250	28	G 1/2"				GE-LR-28-G 1/2"-wd-OMD	32,70
L	250	28	G 3/4"				GE-LR-28-G 3/4"-wd-OMD	29,17
L	250	28	G 1"				GE-LR-28-G 1"-wd-OMD	30,04
L	250	28	G 1 1/4"				GE-LR-28-G 1 1/4"-wd-OMD	34,18
L	250	28	G 1 1/2"				GE-LR-28-G 1 1/2"-wd-OMD	36,05
L	250	35	G 3/4"				GE-LR-35-G 3/4"-wd-OMD	32,58
L	250	35	G 1"				GE-LR-35-G 1"-wd-OMD	30,79
L	250	35	G 1 1/4"				GE-LR-35-G 1 1/4"-wd-OMD	34,11
L	250	35	G 1 1/2"				GE-LR-35-G 1 1/2"-wd-OMD	42,80
L	250	42	G 1"				GE-LR-42-G 1"-wd-OMD	49,26
L	250	42	G 1 1/4"				GE-LR-42-G 1 1/4"-wd-OMD	49,26
L	250	42	G 1 1/2"				GE-LR-42-G 1 1/2"-wd-OMD	49,26
L	250	42	G 2"				GE-LR-42-G 2"-wd-OMD	*





**Gerade Einschraubverschraubungen**

S-Reihe

Einschraubgewinde: Whitworth-Rohrgewinde - Zylindrisch  
Abdichtung durch Dichtkante Form B

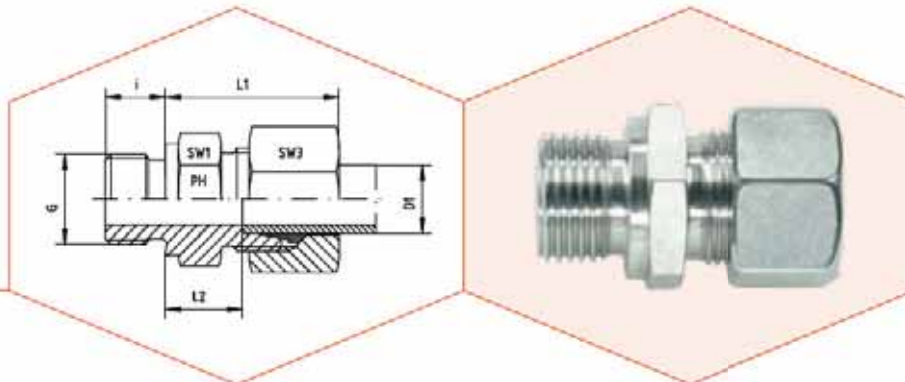
**Male Stud Couplings**

S-Series

Thread: BSP - Parallel

Sealing by Sealing Shoulder Form B

Reihe Series	Druck Pressure PN	Rohr A.D. Tube O.D. D1	Gewinde Thread G	Ca. Maße Approx. Dimensions					Bestellzeichen Order-Code Standard	Brutto-Preis Gross-Price Euro (€)
				L1	L2	I	SW1	SW3		
S	630	6	G 1/8"	28,0	13,0	8	14	17	GE-SR-06-G 1/8"	7,26
S	630	6	G 1/4"	28,0	13,0	12	19	17	GE-SR-06-G 1/4"	7,26
S	630	6	G 3/8"	30,0	15,5	12	22	19	GE-SR-06-G 3/8"	8,51
S	630	6	G 1/2"	34,0	17,0	14	27	19	GE-SR-06-G 1/2"	15,34
S	630	8	G 1/8"		14,0	8	17	19	GE-SR-08-G 1/8"	10,20
S	630	8	G 1/4"	30,0	15,0	12	19	19	GE-SR-08-G 1/4"	8,49
S	630	8	G 3/8"		15,5	12	22	19	GE-SR-08-G 3/8"	9,79
S	630	8	G 1/2"		15,0	14	27	19	GE-SR-08-G 1/2"	15,34
S	630	10	G 1/8"		13,5	8	19	22	GE-SR-10-G 1/8"	12,73
S	630	10	G 1/4"		14,5	12	19	22	GE-SR-10-G 1/4"	11,25
S	630	10	G 3/8"	31,0	15,0	12	22	22	GE-SR-10-G 3/8"	10,94
S	630	10	G 1/2"		13,5	14	27	22	GE-SR-10-G 1/2"	16,11
S	630	10	G 3/4"			16	32	22	GE-SR-10-G 3/4"	26,33
S	630	12	G 1/4"		16,5	12	22	24	GE-SR-12-G 1/4"	13,14
S	630	12	G 3/8"	33,0	17,0	12	22	24	GE-SR-12-G 3/8"	11,86
S	630	12	G 1/2"	34,0	17,5	14	27	24	GE-SR-12-G 1/2"	17,59
S	630	12	G 3/4"	38,0	17,5	16	32	24	GE-SR-12-G 3/4"	26,33
S	630	14	G 1/4"	37,0	17,0	12	24	27	GE-SR-14-G 1/4"	27,20
S	630	14	G 3/8"	37,0	17,0	12	24	27	GE-SR-14-G 3/8"	15,13
S	630	14	G 1/2"	37,0	18,0	14	27	27	GE-SR-14-G 1/2"	16,67
S	400	14	G 3/4"		19,0	16	32	27	GE-SR-14-G 3/4"	27,00
S	400	16	G 1/4"	38,0	17,5	12	27	30	GE-SR-16-G 1/4"	22,24
S	400	16	G 3/8"		18,0	12	27	30	GE-SR-16-G 3/8"	21,07
S	400	16	G 1/2"	37,0	18,5	14	27	30	GE-SR-16-G 1/2"	20,96
S	400	16	G 3/4"	39,0	20,5	16	32	30	GE-SR-16-G 3/4"	27,02
S	400	16	G 1"	43,5	22,5	18	41	30	GE-SR-16-G 1"	40,14
S	400	20	G 3/8"		18,0	12	32	36	GE-SR-20-G 3/8"	33,69
S	400	20	G 1/2"		20,5	14	32	36	GE-SR-20-G 1/2"	31,39
S	400	20	G 3/4"	42,0	20,5	16	32	36	GE-SR-20-G 3/4"	28,53
S	400	20	G 1"		22,5	18	41	36	GE-SR-20-G 1"	40,65
S	400	20	G 1 1/4"		22,5	20	50	36	GE-SR-20-G 1 1/4"	45,50
S	400	25	G 1/2"		23,0	14	41	46	GE-SR-25-G 1/2"	53,18
S	400	25	G 3/4"		23,0	16	41	46	GE-SR-25-G 3/4"	50,11
S	400	25	G 1"	47,0	23,0	18	41	46	GE-SR-25-G 1"	49,24
S	250	25	G 1 1/4"		23,0	20	50	46	GE-SR-25-G 1 1/4"	58,29
S	250	30	G 3/4"		25,5	16	46	50	GE-SR-30-G 3/4"	65,19
S	250	30	G 1"	50,0	23,5	18	46	50	GE-SR-30-G 1"	58,80
S	250	30	G 1 1/4"	50,0	23,5	20	50	50	GE-SR-30-G 1 1/4"	58,80
S	250	30	G 1 1/2"	50,0	23,5	22	55	50	GE-SR-30-G 1 1/2"	74,14
S	250	38	G 1"	42,0	26,0	18	46	50	GE-SR-38-G 1"	91,01
S	250	38	G 1 1/4"		23,0	20	55	60	GE-SR-38-G 1 1/4"	76,69
S	250	38	G 1 1/2"	57,0	26,0	22	55	60	GE-SR-38-G 1 1/2"	74,14
S	250	38	G 2"			70	60		GE-SR-38-G 2"	*



**Gerade Einschraubverschraubungen**

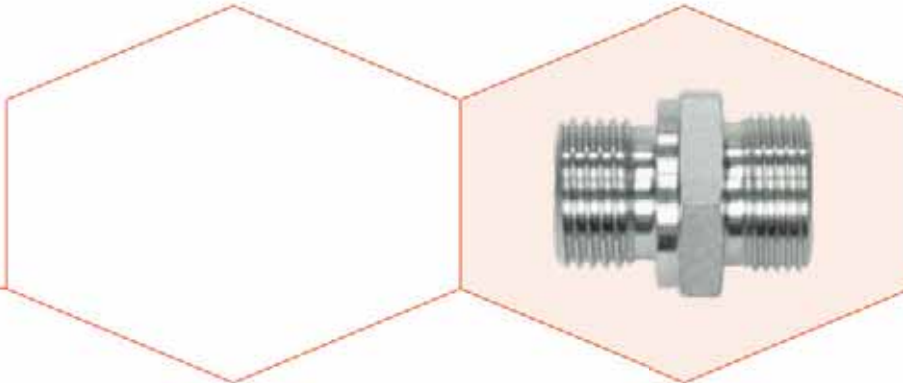
S-Reihe  
Einschraubgewinde: Whitworth-Rohrgewinde - Zylindrisch  
Abdichtung durch Dichtkante Form B

**Male Stud Couplings**

S-Series  
Thread: BSP - Parallel  
Sealing by Sealing Shoulder Form B

Reihe Series	Druck Pressure PN	Rohr A.D. Tube O.D. D1	Gewinde Thread G	Ca. Maße Approx. Dimensions					Bestellzeichen Order-Code SC	Brutto-Preis Gross-Price Euro (€)
				L1	L2	i	SW1	SW3		
S	630	6	G 1/8"	28,0	13,0	8	14	17	GE-SR-06-G 1/8"-SC	7,70
S	630	6	G 1/4"	28,0	13,0	12	19	17	GE-SR-06-G 1/4"-SC	7,70
S	630	6	G 3/8"	30,0	15,5	12	22	19	GE-SR-06-G 3/8"-SC	9,95
S	630	6	G 1/2"	34,0	17,0	14	27	19	GE-SR-06-G 1/2"-SC	15,78
S	630	8	G 1/8"		14,0	8	17	19	GE-SR-08-G 1/8"-SC	10,64
S	630	8	G 1/4"	30,0	15,0	12	19	19	GE-SR-08-G 1/4"-SC	8,93
S	630	8	G 3/8"		15,5	12	22	19	GE-SR-08-G 3/8"-SC	10,23
S	630	8	G 1/2"		15,0	14	27	19	GE-SR-08-G 1/2"-SC	15,78
S	630	10	G 1/8"		13,5	8	19	22	GE-SR-10-G 1/8"-SC	13,29
S	630	10	G 1/4"		14,5	12	19	22	GE-SR-10-G 1/4"-SC	11,81
S	630	10	G 3/8"	31,0	15,0	12	22	22	GE-SR-10-G 3/8"-SC	11,50
S	630	10	G 1/2"		13,5	14	27	22	GE-SR-10-G 1/2"-SC	16,87
S	630	10	G 3/4"			16	32	22	GE-SR-10-G 3/4"-SC	26,89
S	630	12	G 1/4"		16,5	12	22	24	GE-SR-12-G 1/4"-SC	13,98
S	630	12	G 3/8"	33,0	17,0	12	22	24	GE-SR-12-G 3/8"-SC	12,70
S	630	12	G 1/2"	34,0	17,5	14	27	24	GE-SR-12-G 1/2"-SC	18,43
S	630	12	G 3/4"	36,0	17,5	16	32	24	GE-SR-12-G 3/4"-SC	27,17
S	630	14	G 1/4"	37,0	17,0	12	24	27	GE-SR-12-G 1/4"-SC	28,76
S	630	14	G 3/8"	37,0	17,0	12	24	27	GE-SR-14-G 3/8"-SC	18,69
S	630	14	G 1/2"	37,0	19,0	14	27	27	GE-SR-14-G 1/2"-SC	19,23
S	400	14	G 3/4"		19,0	16	32	27	GE-SR-14-G 3/4"-SC	28,56
S	400	16	G 1/4"	38,0	17,5	12	27	30	GE-SR-16-G 1/4"-SC	23,80
S	400	16	G 3/8"		18,0	12	27	30	GE-SR-16-G 3/8"-SC	22,63
S	400	16	G 1/2"	37,0	18,5	14	27	30	GE-SR-16-G 1/2"-SC	22,52
S	400	16	G 3/4"	39,0	20,5	16	32	30	GE-SR-16-G 3/4"-SC	28,58
S	400	16	G 1"	43,5	22,5	18	41	30	GE-SR-16-G 1"-SC	41,70
S	400	20	G 3/8"		18,0	12	32	38	GE-SR-20-G 3/8"-SC	35,57
S	400	20	G 1/2"		20,5	14	32	36	GE-SR-20-G 1/2"-SC	33,27
S	400	20	G 3/4"	42,0	20,5	16	32	36	GE-SR-20-G 3/4"-SC	30,41
S	400	20	G 1"		22,5	18	41	36	GE-SR-20-G 1"-SC	42,53
S	400	20	G 1 1/4"		22,5	20	50	36	GE-SR-20-G 1 1/4"-SC	47,38
S	400	25	G 1/2"		23,0	14	41	46	GE-SR-25-G 1/2"-SC	56,18
S	400	25	G 3/4"		23,0	16	41	46	GE-SR-25-G 3/4"-SC	53,11
S	400	25	G 1"	47,0	23,0	18	41	46	GE-SR-25-G 1"-SC	52,24
S	250	25	G 1 1/4"		23,0	20	50	46	GE-SR-25-G 1 1/4"-SC	61,29
S	250	30	G 3/4"		25,5	16	46	50	GE-SR-30-G 3/4"-SC	69,35
S	250	30	G 1"	50,0	23,5	18	46	50	GE-SR-30-G 1"-SC	62,96
S	250	30	G 1 1/4"	50,0	23,5	20	50	50	GE-SR-30-G 1 1/4"-SC	82,96
S	250	30	G 1 1/2"	50,0	23,5	22	55	50	GE-SR-30-G 1 1/2"-SC	78,30
S	250	38	G 1"	42,0	28,0	18	46	50	GE-SR-38-G 1"-SC	98,65
S	250	38	G 1 1/4"		23,0	20	55	60	GE-SR-38-G 1 1/4"-SC	82,33
S	250	38	G 1 1/2"	57,0	28,0	22	55	60	GE-SR-38-G 1 1/2"-SC	79,78
S	250	38	G 2"				70	60	GE-SR-38-G 2"-SC	*



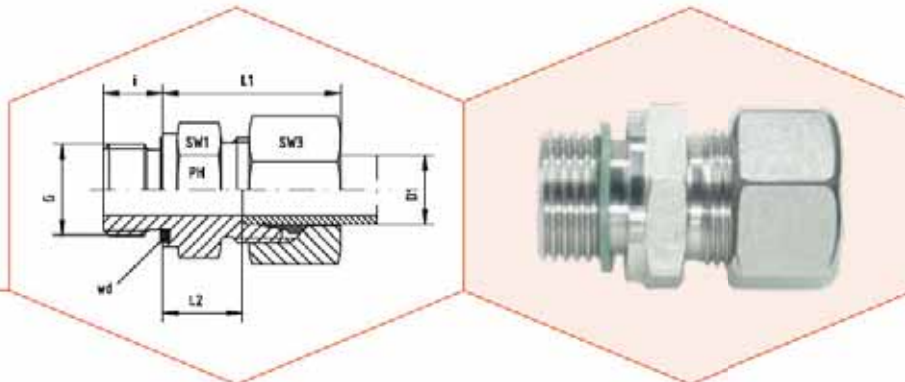


**Gerade Einschraubverschraubungsstutzen**  
**S-Reihe**  
 Einschraubgewinde: Whitworth-Rohrgewinde - Zylindrisch  
 Abdichtung durch Dichtkante Form B

**Male Stud Coupling Bodies**  
**S-Series**  
 Thread: BSP - Parallel  
 Sealing by Sealing Shoulder Form B

Reihe Series	Druck Pressure PN	Rohr A.D. Tube O.D. D1	Gewinde Thread G	Ca. Maße Approx. Dimensions				Bestellzeichen Order-Code OMD	Brutto-Preis Gross-Price Euro (€)
S	630	6	G 1/8"					GE-SR-06-G 1/8"-OMD	4,47
S	630	6	G 1/4"					GE-SR-06-G 1/4"-OMD	4,47
S	630	6	G 3/8"					GE-SR-06-G 3/8"-OMD	6,72
S	630	6	G 1/2"					GE-SR-06-G 1/2"-OMD	12,55
S	630	8	G 1/8"					GE-SR-08-G 1/8"-OMD	7,00
S	630	8	G 1/4"					GE-SR-08-G 1/4"-OMD	5,29
S	630	8	G 3/8"					GE-SR-08-G 3/8"-OMD	6,59
S	630	8	G 1/2"					GE-SR-08-G 1/2"-OMD	12,14
S	630	10	G 1/8"					GE-SR-10-G 1/8"-OMD	8,79
S	630	10	G 1/4"					GE-SR-10-G 1/4"-OMD	7,31
S	630	10	G 3/8"					GE-SR-10-G 3/8"-OMD	7,00
S	630	10	G 1/2"					GE-SR-10-G 1/2"-OMD	12,17
S	630	10	G 3/4"					GE-SR-10-G 3/4"-OMD	22,38
S	630	12	G 1/4"					GE-SR-12-G 1/4"-OMD	8,89
S	630	12	G 3/8"					GE-SR-12-G 3/8"-OMD	7,41
S	630	12	G 1/2"					GE-SR-12-G 1/2"-OMD	13,14
S	630	12	G 3/4"					GE-SR-12-G 3/4"-OMD	21,88
S	630	14	G 1/4"					GE-SR-14-G 1/4"-OMD	21,70
S	630	14	G 3/8"					GE-SR-14-G 3/8"-OMD	9,63
S	630	14	G 1/2"					GE-SR-14-G 1/2"-OMD	11,17
S	400	14	G 3/4"					GE-SR-14-G 3/4"-OMD	21,50
S	400	16	G 1/4"					GE-SR-16-G 1/4"-OMD	14,03
S	400	16	G 3/8"					GE-SR-16-G 3/8"-OMD	12,88
S	400	16	G 1/2"					GE-SR-16-G 1/2"-OMD	12,75
S	400	16	G 3/4"					GE-SR-16-G 3/4"-OMD	18,81
S	400	16	G 1"					GE-SR-16-G 1"-OMD	31,93
S	400	20	G 3/8"					GE-SR-20-G 3/8"-OMD	23,11
S	400	20	G 1/2"					GE-SR-20-G 1/2"-OMD	20,81
S	400	20	G 3/4"					GE-SR-20-G 3/4"-OMD	17,95
S	400	20	G 1"					GE-SR-20-G 1"-OMD	30,07
S	400	20	G 1 1/4"					GE-SR-20-G 1 1/4"-OMD	34,92
S	400	25	G 1/2"					GE-SR-25-G 1/2"-OMD	34,58
S	400	25	G 3/4"					GE-SR-25-G 3/4"-OMD	31,49
S	400	25	G 1"					GE-SR-25-G 1"-OMD	30,82
S	250	25	G 1 1/4"					GE-SR-25-G 1 1/4"-OMD	39,67
S	250	30	G 3/4"					GE-SR-30-G 3/4"-OMD	41,75
S	250	30	G 1"					GE-SR-30-G 1"-OMD	35,36
S	250	30	G 1 1/4"					GE-SR-30-G 1 1/4"-OMD	35,36
S	250	30	G 1 1/2"					GE-SR-30-G 1 1/2"-OMD	50,70
S	250	38	G 1"					GE-SR-38-G 1"-OMD	59,20
S	250	38	G 1 1/4"					GE-SR-38-G 1 1/4"-OMD	44,88
S	250	38	G 1 1/2"					GE-SR-38-G 1 1/2"-OMD	42,33
S	250	38	G 2"					GE-SR-38-G 2"-OMD	*


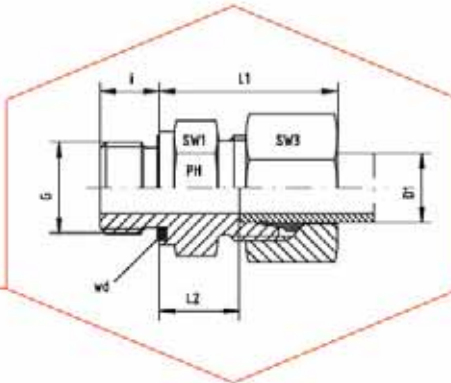




**Gerade Einschraubverschraubungen**  
S-Reihe  
Einschraubgewinde: Whitworth-Rohrgewinde - Zylindrisch  
wd = Abdichtung durch Profildichtung - Viton

**Male Stud Couplings**  
S-Series  
Thread: BSP - Parallel  
wd = Sealing by an Elastomer Profiled Ring - Viton

Reihe Series	Druck Pressure PN	Rohr A.D. Tube O.D. D1	Gewinde Thread G	Ca. Maße Approx. Dimensions					Bestellzeichen Order-Code Standard	Brutto-Preis Gross-Price Euro (€)
				L1	L2	i	SW1	SW3		
S	800	6	G 1/8"	28,0	13,0	8		17	GE-SR-06-G 1/8"-wd	10,84
S	800	6	G 1/4"	28,0	13,0	12	19	17	GE-SR-06-G 1/4"-wd	10,84
S	800	6	G 3/8"	30,0	15,5	12	22	19	GE-SR-06-G 3/8"-wd	13,09
S	630	6	G 1/2"	34,0	17,0	14	27	19	GE-SR-06-G 1/2"-wd	17,23
S	800	8	G 1/8"		14,0	8	17	19	GE-SR-08-G 1/8"-wd	12,48
S	800	8	G 1/4"	30,0	15,0	12	19	19	GE-SR-08-G 1/4"-wd	10,53
S	800	8	G 3/8"		15,5	12	22	19	GE-SR-08-G 3/8"-wd	11,84
S	630	8	G 1/2"		15,0	14	27	19	GE-SR-08-G 1/2"-wd	17,38
S	800	10	G 1/8"		13,5	8	19	22	GE-SR-10-G 1/8"-wd	15,08
S	800	10	G 1/4"		14,5	12	19	22	GE-SR-10-G 1/4"-wd	13,29
S	800	10	G 3/8"	31,0	15,0	12	22	22	GE-SR-10-G 3/8"-wd	12,99
S	630	10	G 1/2"		13,5	14	27	22	GE-SR-10-G 1/2"-wd	17,84
S	420	10	G 3/4"	36,0	17,5	16	32	22	GE-SR-10-G 3/4"-wd	28,89
S	630	12	G 1/4"		16,5	12	22	24	GE-SR-12-G 1/4"-wd	14,90
S	630	12	G 3/8"	33,0	17,0	12	22	24	GE-SR-12-G 3/8"-wd	13,91
S	630	12	G 1/2"	34,0	17,5	14	27	24	GE-SR-12-G 1/2"-wd	19,63
S	420	12	G 3/4"	36,0	17,5	16	32	24	GE-SR-12-G 3/4"-wd	29,40
S	630	14	G 1/4"	37,0	17,0	12	24	27	GE-SR-14-G 1/4"-wd	29,35
S	630	14	G 3/8"	37,0	17,0	12	24	27	GE-SR-14-G 3/8"-wd	17,18
S	630	14	G 1/2"	37,0	19,0	14	27	27	GE-SR-14-G 1/2"-wd	18,71
S	420	14	G 3/4"		19,0	16	32	27	GE-SR-14-G 3/4"-wd	29,40
S	630	16	G 1/4"	38,0	17,5	12	27	30	GE-SR-16-G 1/4"-wd	27,35
S	630	16	G 3/8"		18,0	12	27	30	GE-SR-16-G 3/8"-wd	24,64
S	630	16	G 1/2"	37,0	18,5	14	27	30	GE-SR-16-G 1/2"-wd	24,54
S	420	16	G 3/4"	39,0	20,5	16	32	30	GE-SR-16-G 3/4"-wd	30,93
S	420	16	G 1"	43,5	22,5	18	41	30	GE-SR-16-G 1"-wd	42,59
S	420	20	G 3/8"		18,0	12	32	38	GE-SR-20-G 3/8"-wd	37,07
S	420	20	G 1/2"		20,5	14	32	36	GE-SR-20-G 1/2"-wd	34,51
S	420	20	G 3/4"	42,0	20,5	16	32	36	GE-SR-20-G 3/4"-wd	31,60
S	420	20	G 1"		22,5	18	41	36	GE-SR-20-G 1"-wd	42,59
S	420	20	G 1 1/4"		22,5	20	50	36	GE-SR-20-G 1 1/4"-wd	49,08
S	420	25	G 1/2"		23,0	14	41	46	GE-SR-25-G 1/2"-wd	54,15
S	420	25	G 3/4"		23,0	16	41	46	GE-SR-25-G 3/4"-wd	52,59
S	420	25	G 1"	47,0	23,0	18	41	46	GE-SR-25-G 1"-wd	52,15
S	420	25	G 1 1/4"		23,0	20	50	46	GE-SR-25-G 1 1/4"-wd	59,18
S	420	30	G 3/4"		25,5	16	46	50	GE-SR-30-G 3/4"-wd	64,37
S	420	30	G 1"	50,0	23,5	18	46	50	GE-SR-30-G 1"-wd	61,41
S	420	30	G 1 1/4"	50,0	23,5	20	50	50	GE-SR-30-G 1 1/4"-wd	61,61
S	420	30	G 1 1/2"	50,0	23,5	22	55	50	GE-SR-30-G 1 1/2"-wd	70,87
S	420	38	G 1"	42,0	28,0	18	46	50	GE-SR-38-G 1"-wd	82,27
S	420	38	G 1 1/4"		23,0	20	55	60	GE-SR-38-G 1 1/4"-wd	77,64
S	420	38	G 1 1/2"	57,0	28,0	22	55	60	GE-SR-38-G 1 1/2"-wd	78,02
S	250	38	G 2"				70	60	GE-SR-38-G 2"-wd	*



**Gerade Einschraubverschraubungen**

S-Reihe

Einschraubgewinde: Whitworth-Rohrgewinde - Zylindrisch  
wd - Abdichtung durch Profildichtung - Viton

**Male Stud Couplings**

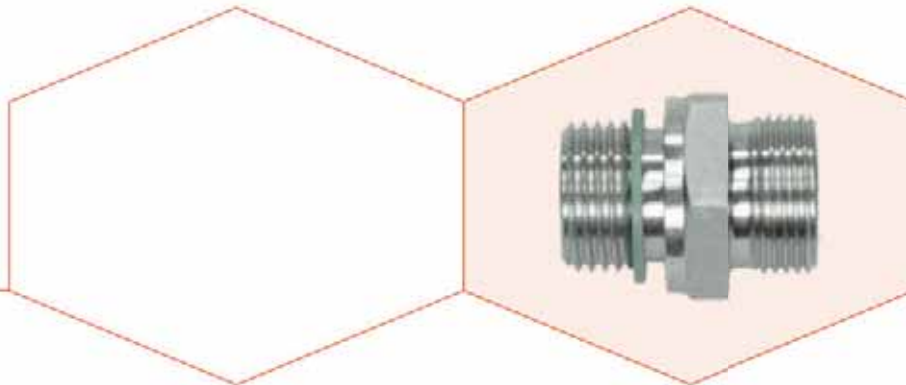
S-Series

Thread: BSP - Parallel

wd = Sealing by an Elastomer Profiled Ring - Viton

Reihe Series	Druck Pressure PN	Rohr A.D. Tube O.D. D1	Gewinde Thread G	Ca. Maße Approx. Dimensions					Bestellzeichen Order-Code SC	Brutto-Preis Gross-Price Euro (€)
				L1	L2	I	SW1	SW3		
S	800	6	G 1/8"	28,0	13,0	8		17	GE-SR-06-G 1/8"-wd-SC	11,28
S	800	6	G 1/4"	28,0	13,0	12	19	17	GE-SR-06-G 1/4"-wd-SC	11,28
S	800	6	G 3/8"	30,0	15,5	12	22	19	GE-SR-06-G 3/8"-wd-SC	13,53
S	630	6	G 1/2"	34,0	17,0	14	27	19	GE-SR-06-G 1/2"-wd-SC	17,67
S	800	8	G 1/8"		14,0	8	17	19	GE-SR-08-G 1/8"-wd-SC	12,92
S	800	8	G 1/4"	30,0	15,0	12	19	19	GE-SR-08-G 1/4"-wd-SC	10,97
S	800	8	G 3/8"		15,5	12	22	19	GE-SR-08-G 3/8"-wd-SC	12,28
S	630	8	G 1/2"		15,0	14	27	19	GE-SR-08-G 1/2"-wd-SC	17,82
S	800	10	G 1/8"		13,5	8	19	22	GE-SR-10-G 1/8"-wd-SC	15,64
S	800	10	G 1/4"		14,5	12	19	22	GE-SR-10-G 1/4"-wd-SC	13,85
S	800	10	G 3/8"	31,0	15,0	12	22	22	GE-SR-10-G 3/8"-wd-SC	13,55
S	630	10	G 1/2"		13,5	14	27	22	GE-SR-10-G 1/2"-wd-SC	18,40
S	420	10	G 3/4"	36,0	17,5	16	32	22	GE-SR-10-G 3/4"-wd-SC	29,45
S	630	12	G 1/4"		16,5	12	22	24	GE-SR-12-G 1/4"-wd-SC	15,74
S	630	12	G 3/8"	33,0	17,0	12	22	24	GE-SR-12-G 3/8"-wd-SC	14,75
S	630	12	G 1/2"	34,0	17,5	14	27	24	GE-SR-12-G 1/2"-wd-SC	20,47
S	420	12	G 3/4"	38,0	17,5	16	32	24	GE-SR-12-G 3/4"-wd-SC	30,24
S	630	14	G 1/4"	37,0	17,0	12	24	27	GE-SR-14-G 1/4"-wd-SC	30,91
S	630	14	G 3/8"		17,0	12	24	27	GE-SR-14-G 3/8"-wd-SC	18,74
S	630	14	G 1/2"	37,0	18,0	14	27	27	GE-SR-14-G 1/2"-wd-SC	20,27
S	420	14	G 3/4"		19,0	16	32	27	GE-SR-14-G 3/4"-wd-SC	30,96
S	630	16	G 1/4"	38,0	17,5	12	27	30	GE-SR-16-G 1/4"-wd-SC	28,91
S	630	16	G 3/8"		18,0	12	27	30	GE-SR-16-G 3/8"-wd-SC	26,20
S	630	16	G 1/2"	37,0	18,5	14	27	30	GE-SR-16-G 1/2"-wd-SC	26,10
S	420	16	G 3/4"	39,0	20,5	16	32	30	GE-SR-16-G 3/4"-wd-SC	32,49
S	420	16	G 1"	43,5	22,5	18	41	30	GE-SR-16-G 1"-wd-SC	44,15
S	420	20	G 3/8"		18,0	12	32	36	GE-SR-20-G 3/8"-wd-SC	38,95
S	420	20	G 1/2"		20,5	14	32	36	GE-SR-20-G 1/2"-wd-SC	36,39
S	420	20	G 3/4"	42,0	20,5	16	32	36	GE-SR-20-G 3/4"-wd-SC	33,48
S	420	20	G 1"		22,5	18	41	36	GE-SR-20-G 1"-wd-SC	44,47
S	420	20	G 1 1/4"		22,5	20	50	36	GE-SR-20-G 1 1/4"-wd-SC	50,96
S	420	25	G 1/2"		23,0	14	41	46	GE-SR-25-G 1/2"-wd-SC	57,15
S	420	25	G 3/4"		23,0	16	41	46	GE-SR-25-G 3/4"-wd-SC	55,59
S	420	25	G 1"	47,0	23,0	18	41	46	GE-SR-25-G 1"-wd-SC	55,15
S	420	25	G 1 1/4"		23,0	20	50	46	GE-SR-25-G 1 1/4"-wd-SC	62,18
S	420	30	G 3/4"		25,5	16	46	50	GE-SR-30-G 3/4"-wd-SC	68,53
S	420	30	G 1"	50,0	23,5	18	46	50	GE-SR-30-G 1"-wd-SC	65,57
S	420	30	G 1 1/4"	50,0	23,5	20	50	50	GE-SR-30-G 1 1/4"-wd-SC	65,77
S	420	30	G 1 1/2"	50,0	23,5	22	55	50	GE-SR-30-G 1 1/2"-wd-SC	75,03
S	420	38	G 1"	42,0	26,0	18	46	50	GE-SR-38-G 1"-wd-SC	87,91
S	420	38	G 1 1/4"		23,0	20	55	60	GE-SR-38-G 1 1/4"-wd-SC	83,28
S	420	38	G 1 1/2"	57,0	26,0	22	55	60	GE-SR-38-G 1 1/2"-wd-SC	83,66
S	250	38	G 2"				70	60	GE-SR-38-G 2"-wd-SC	*





**Gerade Einschraubverschraubungstutzen**  
S-Reihe

Einschraubgewinde: Whitworth-Rohrgewinde - Zylindrisch  
wd = Abdichtung durch Profildichtung - Viton

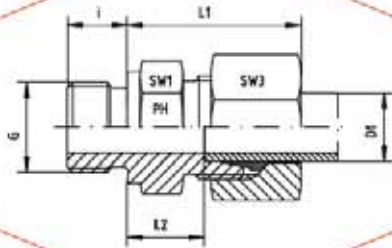
**Male Stud Coupling Bodies**

S-Series

Thread: BSP - Parallel

wd = Sealing by an Elastomer Profiled Ring - Viton

Reihe Series	Druck Pressure PN	Rohr A.D. Tube O.D. D1	Gewinde Thread G	Ca. Maße Approx. Dimensions				Bestellzeichen Order-Code OMD	Brutto-Preis Gross-Price Euro (€)
S	800	6	G 1/8"					GE-SR-06-G 1/8"-wd-OMD	8,05
S	800	6	G 1/4"					GE-SR-06-G 1/4"-wd-OMD	8,05
S	800	6	G 3/8"					GE-SR-06-G 3/8"-wd-OMD	10,30
S	630	6	G 1/2"					GE-SR-06-G 1/2"-wd-OMD	14,44
S	800	8	G 1/8"					GE-SR-08-G 1/8"-wd-OMD	9,28
S	800	8	G 1/4"					GE-SR-08-G 1/4"-wd-OMD	7,33
S	800	8	G 3/8"					GE-SR-08-G 3/8"-wd-OMD	8,64
S	630	8	G 1/2"					GE-SR-08-G 1/2"-wd-OMD	14,18
S	800	10	G 1/8"					GE-SR-10-G 1/8"-wd-OMD	11,14
S	800	10	G 1/4"					GE-SR-10-G 1/4"-wd-OMD	9,35
S	800	10	G 3/8"					GE-SR-10-G 3/8"-wd-OMD	9,05
S	630	10	G 1/2"					GE-SR-10-G 1/2"-wd-OMD	13,90
S	420	10	G 3/4"					GE-SR-10-G 3/4"-wd-OMD	24,95
S	630	12	G 1/4"					GE-SR-12-G 1/4"-wd-OMD	10,45
S	630	12	G 3/8"					GE-SR-12-G 3/8"-wd-OMD	9,46
S	630	12	G 1/2"					GE-SR-12-G 1/2"-wd-OMD	15,18
S	420	12	G 3/4"					GE-SR-12-G 3/4"-wd-OMD	24,95
S	630	14	G 1/4"					GE-SR-14-G 1/4"-wd-OMD	23,85
S	630	14	G 3/8"					GE-SR-14-G 3/8"-wd-OMD	11,68
S	630	14	G 1/2"					GE-SR-14-G 1/2"-wd-OMD	13,21
S	420	14	G 3/4"					GE-SR-14-G 3/4"-wd-OMD	23,90
S	630	16	G 1/4"					GE-SR-16-G 1/4"-wd-OMD	19,14
S	630	16	G 3/8"					GE-SR-16-G 3/8"-wd-OMD	16,43
S	630	16	G 1/2"					GE-SR-16-G 1/2"-wd-OMD	16,33
S	420	16	G 3/4"					GE-SR-16-G 3/4"-wd-OMD	22,72
S	420	16	G 1"					GE-SR-16-G 1"-wd-OMD	34,38
S	420	20	G 3/8"					GE-SR-20-G 3/8"-wd-OMD	26,49
S	420	20	G 1/2"					GE-SR-20-G 1/2"-wd-OMD	23,93
S	420	20	G 3/4"					GE-SR-20-G 3/4"-wd-OMD	21,02
S	420	20	G 1"					GE-SR-20-G 1"-wd-OMD	32,01
S	420	20	G 1 1/4"					GE-SR-20-G 1 1/4"-wd-OMD	38,50
S	420	25	G 1/2"					GE-SR-25-G 1/2"-wd-OMD	35,53
S	420	25	G 3/4"					GE-SR-25-G 3/4"-wd-OMD	33,97
S	420	25	G 1"					GE-SR-25-G 1"-wd-OMD	33,53
S	420	25	G 1 1/4"					GE-SR-25-G 1 1/4"-wd-OMD	40,56
S	420	30	G 3/4"					GE-SR-30-G 3/4"-wd-OMD	40,93
S	420	30	G 1"					GE-SR-30-G 1"-wd-OMD	37,97
S	420	30	G 1 1/4"					GE-SR-30-G 1 1/4"-wd-OMD	38,17
S	420	30	G 1 1/2"					GE-SR-30-G 1 1/2"-wd-OMD	47,43
S	420	38	G 1"					GE-SR-38-G 1"-wd-OMD	50,46
S	420	38	G 1 1/4"					GE-SR-38-G 1 1/4"-wd-OMD	45,83
S	420	38	G 1 1/2"					GE-SR-38-G 1 1/2"-wd-OMD	48,21
S	250	38	G 2"					GE-SR-38-G 2"-wd-OMD	*



**Gerade Einschraubverschraubungen**

L-Reihe

Einschraubgewinde: Metrisches Feingewinde - Zylindrisch  
Abdichtung durch Dichtkante Form B

**Male Stud Couplings**

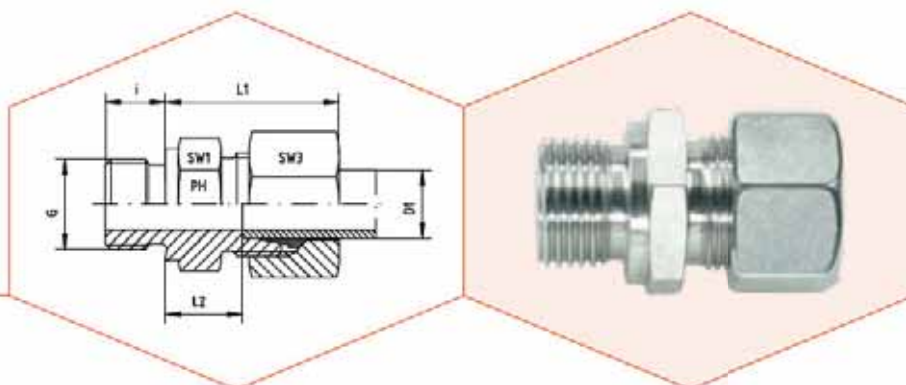
L-Series

Thread: Metric - Parallel

Sealing by Sealing Shoulder Form B

Reihe Series	Druck Pressure PN	Rohr A.D. Tube O.D. D1	Gewinde Thread G	Ca. Maße Approx. Dimensions					Bestellzeichen Order-Code Standard	Brutto-Preis Gross-Price Euro (€)
				L1	L2	I	SW1	SW3		
L	315	6	M 10 x 1	23,0	8,5	8	14	14	GE-L-06-M 10x1	5,88
L	315	6	M 12 x 1,5		10,0	12	17	14	GE-L-06-M 12x1,5	8,44
L	315	6	M 14 x 1,5	27,0	10,0	12	19	14	GE-L-06-M 14x1,5	8,95
L	315	8	M 10 x 1	26,0	9,5	8	17	17	GE-L-08-M 10x1	8,45
L	315	8	M 12 x 1,5	25,0	10,0	12	17	17	GE-L-08-M 12x1,5	7,87
L	315	8	M 14 x 1,5	27,0	10,0	12	19	17	GE-L-08-M 14x1,5	9,15
L	315	8	M 16 x 1,5	27,5	11,5	12	22	17	GE-L-08-M 16x1,5	11,50
L	315	8	M 18 x 1,5	27,5	11,5	12	24	17	GE-L-08-M 18x1,5	14,55
L	315	10	M 10 x 1		11,0	8	17	19	GE-L-10-M 10x1	11,20
L	315	10	M 12 x 1,5	28,5	11,5	12	17	19	GE-L-10-M 12x1,5	10,51
L	315	10	M 14 x 1,5	26,0	11,0	12	19	19	GE-L-10-M 14x1,5	8,33
L	315	10	M 16 x 1,5	30,0	12,5	12	22	19	GE-L-10-M 16x1,5	12,02
L	315	10	M 18 x 1,5	30,0	12,5	12	24	19	GE-L-10-M 18x1,5	14,57
L	315	10	M 22 x 1,5		14,0	14	27	19	GE-L-10-M 22x1,5	20,45
L	315	12	M 12 x 1,5	28,0	13,0	12	19	22	GE-L-12-M 12x1,5	11,50
L	315	12	M 14 x 1,5	28,0	12,5	12	19	22	GE-L-12-M 14x1,5	11,40
L	315	12	M 16 x 1,5	27,0	12,5	12	22	22	GE-L-12-M 16x1,5	10,94
L	315	12	M 18 x 1,5	30,0	12,5	12	24	22	GE-L-12-M 18x1,5	14,57
L	315	12	M 22 x 1,5		14,0	14	27	22	GE-L-12-M 22x1,5	20,71
L	315	15	M 16 x 1,5	32,0	13,5	12	24	27	GE-L-15-M 16x1,5	14,78
L	315	15	M 18 x 1,5	29,0	13,5	12	24	27	GE-L-15-M 18x1,5	14,29
L	315	15	M 22 x 1,5	33,0	15,0	14	27	27	GE-L-15-M 22x1,5	20,71
L	315	18	M 18 x 1,5	33,0	14,0	12	27	32	GE-L-18-M 18x1,5	21,37
L	315	18	M 22 x 1,5	31,0	14,5	14	27	32	GE-L-18-M 22x1,5	20,67
L	160	18	M 26 x 1,5		14,5	16	32	32	GE-L-18-M 26x1,5	28,48
L	160	22	M 22 x 1,5	38,0	17,5	14	32	36	GE-L-22-M 22x1,5	31,50
L	160	22	M 26 x 1,5	33,0	16,5	16	32	36	GE-L-22-M 26x1,5	27,20
L	160	28	M 33 x 2	34,0	17,5	18	41	41	GE-L-28-M 33x2	43,20
L	160	35	M 42 x 2	39,0	17,5	20	50	50	GE-L-35-M 42x2	53,69
L	160	42	M 48 x 2	42,0	19,0	22	55	60	GE-L-42-M 48x2	71,58





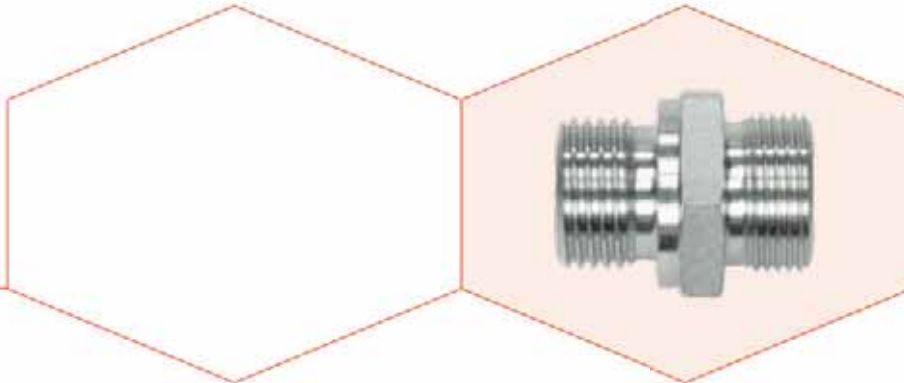
**Gerade Einschraubverschraubungen**

L-Reihe  
Einschraubgewinde: Metrisches Feingewinde - Zylindrisch  
Abdichtung durch Dichtkante Form B

**Male Stud Couplings**

L-Series  
Thread: Metric - Parallel  
Sealing by Sealing Shoulder Form B

Reihe Series	Druck Pressuro PN	Rohr A.O.D. Tube O.D. D1	Gewinde Thread G	Ca. Maße Approx. Dimensions					Bestellzeichen Order-Code SC	Brutto-Preis Gross-Price Euro (€)
				L1	L2	I	SW1	SW3		
L	315	6	M 10 x 1	23,0	8,5	8	14	14	GE-L-06-M 10x1-SC	6,20
L	315	6	M 12 x 1,5		10,0	12	17	14	GE-L-06-M 12x1,5-SC	8,76
L	315	6	M 14 x 1,5	27,0	10,0	12	18	14	GE-L-06-M 14x1,5-SC	9,27
L	315	8	M 10 x 1	26,0	9,5	8	17	17	GE-L-08-M 10x1-SC	8,89
L	315	8	M 12 x 1,5	25,0	10,0	12	17	17	GE-L-08-M 12x1,5-SC	8,31
L	315	8	M 14 x 1,5	27,0	10,0	12	19	17	GE-L-08-M 14x1,5-SC	9,59
L	315	8	M 16 x 1,5	27,5	11,5	12	22	17	GE-L-08-M 16x1,5-SC	11,94
L	315	8	M 18 x 1,5	27,5	11,5	12	24	17	GE-L-08-M 18x1,5-SC	14,99
L	315	10	M 10 x 1		11,0	8	17	19	GE-L-10-M 10x1-SC	11,64
L	315	10	M 12 x 1,5	28,5	11,5	12	17	19	GE-L-10-M 12x1,5-SC	10,95
L	315	10	M 14 x 1,5	26,0	11,0	12	18	19	GE-L-10-M 14x1,5-SC	8,77
L	315	10	M 16 x 1,5	30,0	12,5	12	22	19	GE-L-10-M 16x1,5-SC	12,46
L	315	10	M 18 x 1,5	30,0	12,5	12	24	19	GE-L-10-M 18x1,5-SC	15,01
L	315	10	M 22 x 1,5		14,0	14	27	19	GE-L-10-M 22x1,5-SC	20,89
L	315	12	M 12 x 1,5	28,0	13,0	12	19	22	GE-L-12-M 12x1,5-SC	12,06
L	315	12	M 14 x 1,5	28,0	12,5	12	19	22	GE-L-12-M 14x1,5-SC	11,98
L	315	12	M 16 x 1,5	27,0	12,5	12	22	22	GE-L-12-M 16x1,5-SC	11,50
L	315	12	M 18 x 1,5	30,0	12,5	12	24	22	GE-L-12-M 18x1,5-SC	15,13
L	315	12	M 22 x 1,5		14,0	14	27	22	GE-L-12-M 22x1,5-SC	21,27
L	315	15	M 16 x 1,5	32,0	13,5	12	24	27	GE-L-15-M 16x1,5-SC	15,86
L	315	15	M 18 x 1,5	29,0	13,5	12	24	27	GE-L-15-M 18x1,5-SC	15,37
L	315	15	M 22 x 1,5	33,0	15,0	14	27	27	GE-L-15-M 22x1,5-SC	21,79
L	315	18	M 18 x 1,5	33,0	14,0	12	27	32	GE-L-18-M 18x1,5-SC	23,01
L	315	18	M 22 x 1,5	31,0	14,5	14	27	32	GE-L-18-M 22x1,5-SC	22,31
L	180	18	M 26 x 1,5		14,5	16	32	32	GE-L-18-M 26x1,5-SC	30,12
L	160	22	M 22 x 1,5	38,0	17,5	14	32	36	GE-L-22-M 22x1,5-SC	33,26
L	180	22	M 26 x 1,5	33,0	16,5	16	32	38	GE-L-22-M 26x1,5-SC	28,96
L	160	28	M 33 x 2	34,0	17,5	18	41	41	GE-L-28-M 33x2-SC	45,20
L	160	35	M 42 x 2	39,0	17,5	20	50	50	GE-L-35-M 42x2-SC	57,41
L	180	42	M 48 x 2	42,0	19,0	22	55	60	GE-L-42-M 48x2-SC	75,90

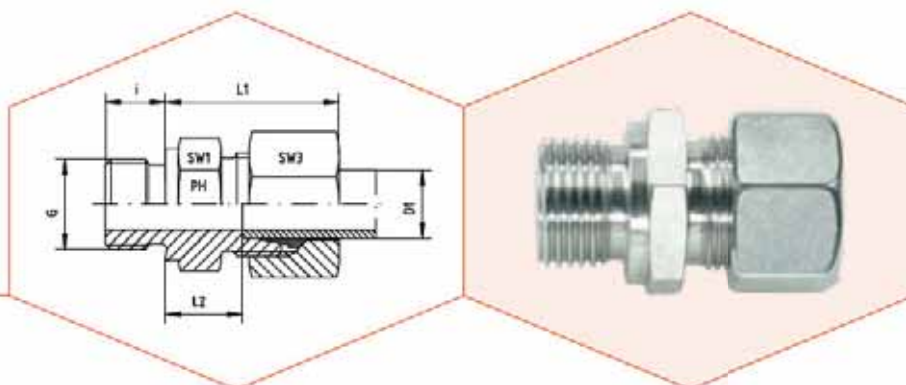


**Gerade Einschraubverschraubungsstutzen**  
 L-Reihe  
 Einschraubgewinde: Metrisches Feingewinde - Zylindrisch  
 Abdichtung durch Dichtkante Form B

**Male Stud Coupling Bodies**  
 L-Series  
 Thread: Metric - Parallel  
 Sealing by Sealing Shoulder Form B

Reihe Series	Druck Pressure PN	Rohr A.D. Tube O.D. D1	Gewinde Thread G	Ca. Maße Approx. Dimensions				Bestellzeichen Order-Code OMD	Brutto-Preis Gross-Price Euro (€)
L	315	6	M 10 x 1					GE-L-06-M 10x1-OMD	3,57
L	315	6	M 12 x 1,5					GE-L-06-M 12x1,5-OMD	6,13
L	315	6	M 14 x 1,5					GE-L-06-M 14x1,5-OMD	6,64
L	315	8	M 10 x 1					GE-L-08-M 10x1-OMD	5,65
L	315	8	M 12 x 1,5					GE-L-08-M 12x1,5-OMD	5,07
L	315	8	M 14 x 1,5					GE-L-08-M 14x1,5-OMD	6,35
L	315	8	M 16 x 1,5					GE-L-08-M 16x1,5-OMD	8,70
L	315	8	M 18 x 1,5					GE-L-08-M 18x1,5-OMD	11,75
L	315	10	M 10 x 1					GE-L-10-M 10x1-OMD	7,84
L	315	10	M 12 x 1,5					GE-L-10-M 12x1,5-OMD	7,15
L	315	10	M 14 x 1,5					GE-L-10-M 14x1,5-OMD	4,97
L	315	10	M 16 x 1,5					GE-L-10-M 16x1,5-OMD	8,68
L	315	10	M 18 x 1,5					GE-L-10-M 18x1,5-OMD	11,21
L	315	10	M 22 x 1,5					GE-L-10-M 22x1,5-OMD	17,09
L	315	12	M 12 x 1,5					GE-L-12-M 12x1,5-OMD	7,61
L	315	12	M 14 x 1,5					GE-L-12-M 14x1,5-OMD	7,51
L	315	12	M 16 x 1,5					GE-L-12-M 16x1,5-OMD	7,05
L	315	12	M 18 x 1,5					GE-L-12-M 18x1,5-OMD	10,68
L	315	12	M 22 x 1,5					GE-L-12-M 22x1,5-OMD	16,82
L	315	15	M 16 x 1,5					GE-L-15-M 16x1,5-OMD	9,64
L	315	15	M 18 x 1,5					GE-L-15-M 18x1,5-OMD	9,15
L	315	15	M 22 x 1,5					GE-L-15-M 22x1,5-OMD	15,57
L	315	18	M 18 x 1,5					GE-L-18-M 18x1,5-OMD	12,75
L	315	18	M 22 x 1,5					GE-L-18-M 22x1,5-OMD	12,05
L	160	18	M 26 x 1,5					GE-L-18-M 26x1,5-OMD	19,86
L	160	22	M 22 x 1,5					GE-L-22-M 22x1,5-OMD	21,19
L	160	22	M 26 x 1,5					GE-L-22-M 26x1,5-OMD	16,89
L	160	28	M 33 x 2					GE-L-28-M 33x2-OMD	28,35
L	160	35	M 42 x 2					GE-L-35-M 42x2-OMD	32,58
L	160	42	M 48 x 2					GE-L-42-M 48x2-OMD	44,15





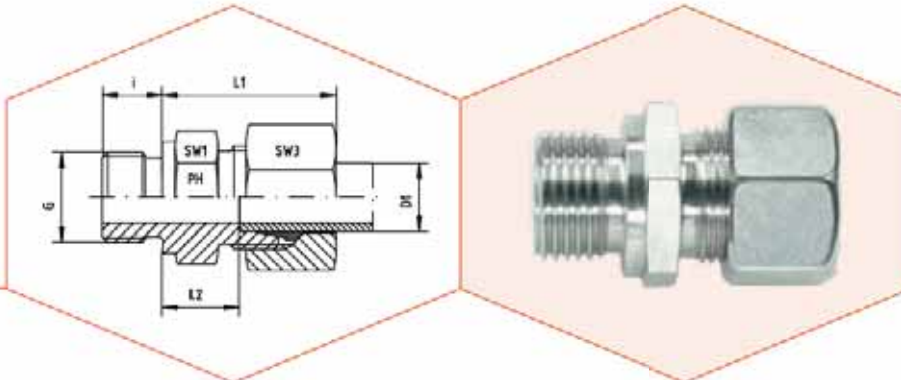
**Gerade Einschraubverschraubungen**

S-Reihe  
Einschraubgewinde: Metrisches Feingewinde - Zylindrisch  
Abdichtung durch Dichtkante Form B

**Male Stud Couplings**

S-Series  
Thread: Metric - Parallel  
Sealing by Sealing Shoulder Form B

Reihe Series	Druck Pressure PN	Rohr A.D. Tube O.D. D1	Gewinde Thread G	Ca. Maße Approx. Dimensions					Bestellzeichen Order-Code Standard	Brutto-Preis Gross-Price Euro (€)
				L1	L2	I	SW1	SW3		
S	630	6	M 12 x 1,5	28,0	13,0	12	17	17	GE-S-06-M 12x1,5	9,71
S	630	6	M 14 x 1,5			12	19	17	GE-S-06-M 14x1,5	10,61
S	630	8	M 12 x 1,5	32,0	15,0	12	17	19	GE-S-08-M 12x1,5	*
S	630	8	M 14 x 1,5	30,0	15,0	12	19	19	GE-S-08-M 14x1,5	11,22
S	630	8	M 16 x 1,5			12	22	19	GE-S-08-M 16x1,5	*
S	630	10	M 14 x 1,5			12	19	22	GE-S-10-M 14x1,5	*
S	630	10	M 16 x 1,5	31,0	15,0	12	22	22	GE-S-10-M 16x1,5	12,35
S	630	10	M 18 x 1,5	31,0	15,0	12	24	22	GE-S-10-M 18x1,5	14,29
S	630	12	M 14 x 1,5	33,0	16,0	12	22	24	GE-S-12-M 14x1,5	15,50
S	630	12	M 16 x 1,5	35,5	17,0	12	22	24	GE-S-12-M 16x1,5	15,50
S	630	12	M 18 x 1,5	33,0	17,0	12	24	24	GE-S-12-M 18x1,5	13,29
S	630	12	M 20 x 1,5			14	27	24	GE-S-12-M 20x1,5	*
S	400	12	M 22 x 1,5	36,5	17,5	14	27	24	GE-S-12-M 22x1,5	16,50
S	630	14	M 20 x 1,5	37,0	19,0	14	27	27	GE-S-14-M 20x1,5	18,59
S	400	14	M 22 x 1,5			14	27	27	GE-S-14-M 22x1,5	*
S	400	16	M 18 x 1,5		18,0	12	27	30	GE-S-16-M 18x1,5	23,26
S	400	16	M 22 x 1,5	37,0	18,5	14	27	30	GE-S-16-M 22x1,5	20,96
S	400	20	M 27 x 2	42,5	20,5	16	32	36	GE-S-20-M 27x2	28,79
S	400	25	M 33 x 2	47,0	23,0	18	41	48	GE-S-25-M 33x2	49,47
S	250	30	M 42 x 2	50,0	23,5	20	50	50	GE-S-30-M 42x2	57,52
S	250	38	M 48 x 2	57,0	28,0	22	55	60	GE-S-38-M 48x2	74,65



**Gerade Einschraubverschraubungen**

S-Reihe

Einschraubgewinde: Metrisches Feingewinde - Zylindrisch  
Abdichtung durch Dichtkante Form B

**Male Stud Couplings**

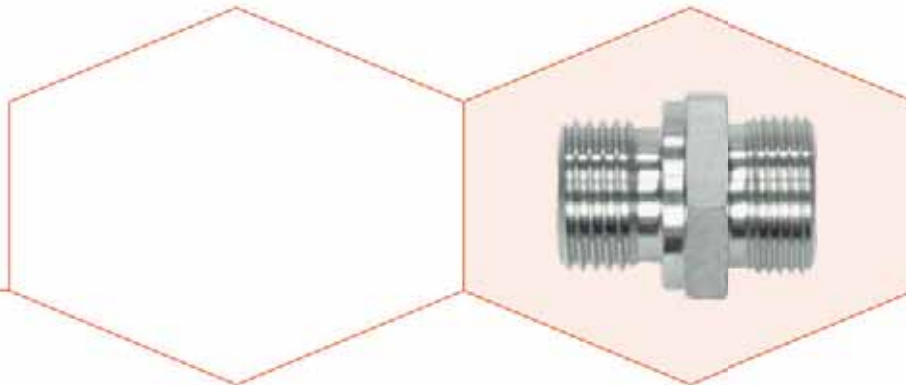
S-Series

Thread: Metric - Parallel

Sealing by Sealing Shoulder Form B

Reihe Series	Druck Pressure PN	Rohr A.D. Tube O.D. D1	Gewinde Thread G	Ca. Maße Approx. Dimensions					Bestellzeichen Order-Code SC	Brutto-Preis Gross-Price Euro (€)
				L1	L2	I	SW1	SW3		
S	630	6	M 12 x 1,5	28,0	13,0	12	17	17	GE-S-06-M 12x1,5-SC	10,15
S	630	6	M 14 x 1,5			12	19	17	GE-S-06-M 14x1,5-SC	11,05
S	630	8	M 12 x 1,5	32,0	15,0	12	17	19	GE-S-08-M 12x1,5-SC	*
S	630	8	M 14 x 1,5	30,0	15,0	12	19	19	GE-S-08-M 14x1,5-SC	11,66
S	630	8	M 16 x 1,5			12	22	19	GE-S-08-M 16x1,5-SC	*
S	630	10	M 14 x 1,5			12	19	22	GE-S-10-M 14x1,5-SC	*
S	630	10	M 16 x 1,5	31,0	15,0	12	22	22	GE-S-10-M 16x1,5-SC	12,91
S	630	10	M 18 x 1,5	31,0	15,0	12	24	22	GE-S-10-M 18x1,5-SC	15,13
S	630	12	M 14 x 1,5	33,0	16,0	12	22	24	GE-S-12-M 14x1,5-SC	16,34
S	630	12	M 16 x 1,5	35,5	17,0	12	22	24	GE-S-12-M 16x1,5-SC	16,34
S	630	12	M 18 x 1,5	33,0	17,0	12	24	24	GE-S-12-M 18x1,5-SC	14,13
S	630	12	M 20 x 1,5			14	27	24	GE-S-12-M 20x1,5-SC	*
S	400	12	M 22 x 1,5	36,5	17,5	14	27	24	GE-S-12-M 22x1,5-SC	17,34
S	630	14	M 20 x 1,5	37,0	19,0	14	27	27	GE-S-14-M 20x1,5-SC	18,15
S	400	14	M 22 x 1,5			14	27	27	GE-S-14-M 22x1,5-SC	*
S	400	16	M 18 x 1,5		18,0	12	27	30	GE-S-16-M 18x1,5-SC	24,82
S	400	16	M 22 x 1,5	37,0	18,5	14	27	30	GE-S-16-M 22x1,5-SC	22,52
S	400	20	M 27 x 2	42,5	20,5	16	32	36	GE-S-20-M 27x2-SC	30,67
S	400	25	M 33 x 2	47,0	23,0	18	41	46	GE-S-25-M 33x2-SC	52,47
S	250	30	M 42 x 2	50,0	23,5	20	50	50	GE-S-30-M 42x2-SC	61,68
S	250	38	M 48 x 2	57,0	26,0	22	55	60	GE-S-38-M 48x2-SC	80,29


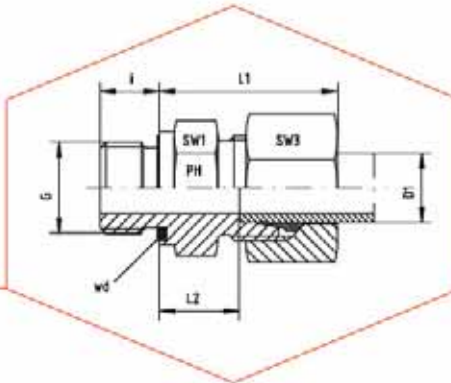




**Gerade Einschraubverschraubungstutzen**  
S-Reihe  
Einschraubgewinde: Metrisches Feingewinde - Zylindrisch  
Abdichtung durch Dichtkante Form B

**Male Stud Coupling Bodies**  
S-Series  
Thread: Metric - Parallel  
Sealing by Sealing Shoulder Form B

Reihe Series	Druck Pressure PN	Rohr A.D. Tube O.D. D1	Gewinde Thread G	Ca. Maße Approx. Dimensions				Bestellzeichen Order-Code OMD	Brutto-Preis Gross-Price Euro (€)
S	630	6	M 12 x 1,5					GE-S-06-M 12x1,5-OMD	6,92
S	630	6	M 14 x 1,5					GE-S-06-M 14x1,5-OMD	7,82
S	630	8	M 12 x 1,5					GE-S-08-M 12x1,5-OMD	*
S	630	8	M 14 x 1,5					GE-S-08-M 14x1,5-OMD	8,02
S	630	8	M 16 x 1,5					GE-S-08-M 16x1,5-OMD	*
S	630	10	M 14 x 1,5					GE-S-10-M 14x1,5-OMD	*
S	630	10	M 16 x 1,5					GE-S-10-M 16x1,5-OMD	8,41
S	630	10	M 18 x 1,5					GE-S-10-M 18x1,5-OMD	9,84
S	630	12	M 14 x 1,5					GE-S-12-M 14x1,5-OMD	11,05
S	630	12	M 16 x 1,5					GE-S-12-M 16x1,5-OMD	11,05
S	630	12	M 18 x 1,5					GE-S-12-M 18x1,5-OMD	8,84
S	630	12	M 20 x 1,5					GE-S-12-M 20x1,5-OMD	*
S	400	12	M 22 x 1,5					GE-S-12-M 22x1,5-OMD	12,05
S	630	14	M 20 x 1,5					GE-S-14-M 20x1,5-OMD	11,09
S	400	14	M 22 x 1,5					GE-S-14-M 22x1,5-OMD	*
S	400	16	M 18 x 1,5					GE-S-16-M 18x1,5-OMD	15,05
S	400	16	M 22 x 1,5					GE-S-16-M 22x1,5-OMD	12,75
S	400	20	M 27 x 2					GE-S-20-M 27x2-OMD	18,21
S	400	25	M 33 x 2					GE-S-25-M 33x2-OMD	30,85
S	250	30	M 42 x 2					GE-S-30-M 42x2-OMD	34,08
S	250	38	M 48 x 2					GE-S-38-M 48x2-OMD	42,84



**Gerade Einschraubverschraubungen**

L-Reihe

Einschraubgewinde: Metrisches Feingewinde - Zylindrisch  
wd - Abdichtung durch Profildichtung - Viton

**Male Stud Couplings**

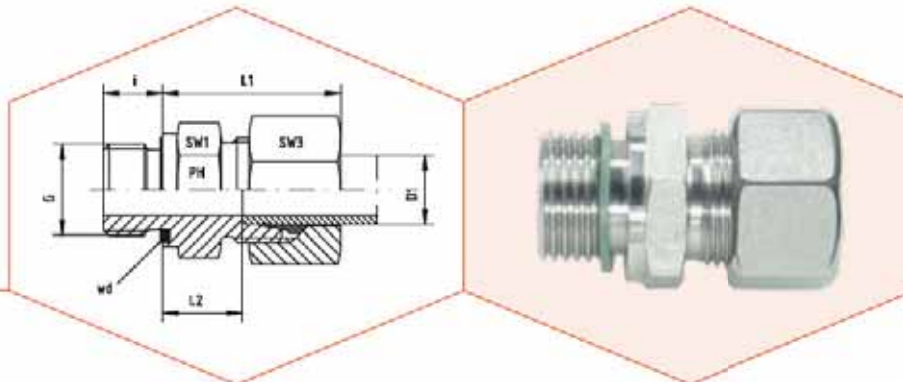
L-Series

Thread: Metric - Parallel

wd - Sealing by an Elastomer Profiled Ring - Viton

Reihe Series	Druck Pressure PN	Rohr A.D. Tube O.D. D1	Gewinde Thread G	Ca. Maße Approx. Dimensions					Bestellzeichen Order-Code Standard	Brutto-Preis Gross-Price Euro (€)
				L1	L2	i	SW1	SW3		
L	500	6	M 10 x 1	23,0	8,5	8	14	14	GE-L-06-M 10x1-wd	7,93
L	500	6	M 12 x 1,5		10,0	12	17	14	GE-L-06-M 12x1,5-wd	10,44
L	500	6	M 14 x 1,5	27,0	10,0	12	19	14	GE-L-06-M 14x1,5-wd	10,95
L	500	8	M 10 x 1	26,0	9,5	8	17	17	GE-L-08-M 10x1-wd	10,98
L	500	8	M 12 x 1,5	25,0	10,0	12	17	17	GE-L-08-M 12x1,5-wd	9,92
L	500	8	M 14 x 1,5	27,0	10,0	12	19	17	GE-L-08-M 14x1,5-wd	11,15
L	400	8	M 16 x 1,5	27,5	11,5	12	22	17	GE-L-08-M 16x1,5-wd	13,98
L	400	8	M 18 x 1,5	27,5	11,5	12	24	17	GE-L-08-M 18x1,5-wd	16,90
L	500	10	M 10 x 1		11,0	8	17	19	GE-L-10-M 10x1-wd	13,20
L	500	10	M 12 x 1,5	28,5	11,5	12	17	19	GE-L-10-M 12x1,5-wd	14,06
L	500	10	M 14 x 1,5	28,0	11,0	12	19	19	GE-L-10-M 14x1,5-wd	10,38
L	400	10	M 16 x 1,5	30,0	12,5	12	22	19	GE-L-10-M 16x1,5-wd	15,70
L	400	10	M 18 x 1,5	30,0	12,5	12	24	19	GE-L-10-M 18x1,5-wd	16,57
L	400	10	M 22 x 1,5		14,0	14	27	19	GE-L-10-M 22x1,5-wd	22,95
L	400	12	M 12 x 1,5	28,0	13,0	12	19	22	GE-L-12-M 12x1,5-wd	15,50
L	400	12	M 14 x 1,5	28,0	12,5	12	19	22	GE-L-12-M 14x1,5-wd	15,40
L	400	12	M 16 x 1,5	27,0	12,5	12	22	22	GE-L-12-M 16x1,5-wd	12,99
L	400	12	M 18 x 1,5	30,0	12,5	12	24	22	GE-L-12-M 18x1,5-wd	17,07
L	400	12	M 22 x 1,5		14,0	14	27	22	GE-L-12-M 22x1,5-wd	23,21
L	400	15	M 16 x 1,5	32,0	13,5	12	24	27	GE-L-15-M 16x1,5-wd	17,28
L	400	15	M 18 x 1,5	29,0	13,5	12	24	27	GE-L-15-M 18x1,5-wd	16,34
L	400	15	M 22 x 1,5	33,0	15,0	14	27	27	GE-L-15-M 22x1,5-wd	23,21
L	400	18	M 18 x 1,5	33,0	14,0	12	27	32	GE-L-18-M 18x1,5-wd	23,87
L	400	18	M 22 x 1,5	31,0	14,5	14	27	32	GE-L-18-M 22x1,5-wd	22,70
L	250	18	M 26 x 1,5		14,5	16	32	32	GE-L-18-M 26x1,5-wd	32,90
L	250	22	M 22 x 1,5	38,0	17,5	14	32	36	GE-L-22-M 22x1,5-wd	35,50
L	250	22	M 26 x 1,5	33,0	16,5	16	32	36	GE-L-22-M 26x1,5-wd	30,93
L	250	28	M 33 x 2	34,0	17,5	18	41	41	GE-L-28-M 33x2-wd	45,38
L	250	35	M 42 x 2	39,0	17,5	20	50	50	GE-L-35-M 42x2-wd	54,45
L	250	42	M 48 x 2	42,0	19,0	22	55	60	GE-L-42-M 48x2-wd	76,69

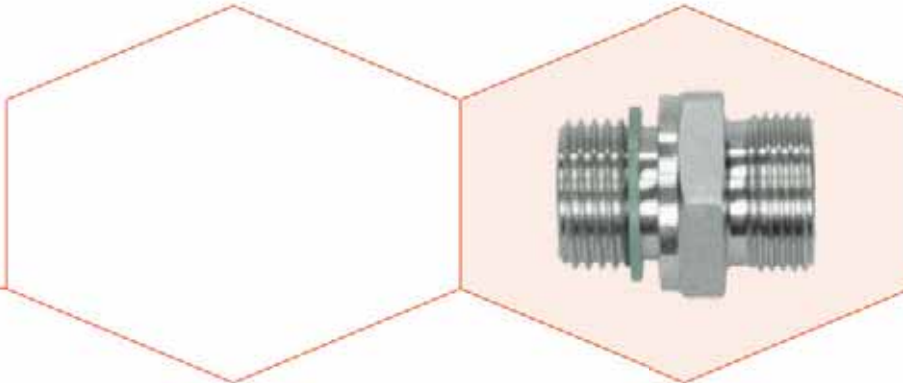




**Gerade Einschraubverschraubungen**  
L-Reihe  
Einschraubgewinde: Metrisches Feingewinde - Zylindrisch  
wd - Abdichtung durch Profildichtung - Viton

**Male Stud Couplings**  
L-Series  
Thread: Metric - Parallel  
wd - Sealing by an Elastomer Profiled Ring - Viton

Reihe Series	Druck Pressure PN	Rohr A.D. Tube O.D. D1	Gewinde Thread G	Ca. Maße Approx. Dimensions					Bestellzeichen Order-Code SC	Brutto-Preis Gross-Price Euro (€)
				L1	L2	i	SW1	SW3		
L	500	6	M 10 x 1	23,0	8,5	8	14	14	GE-L-06-M 10x1-wd-SC	8,25
L	500	6	M 12 x 1,5		10,0	12	17	14	GE-L-06-M 12x1,5-wd-SC	10,76
L	500	6	M 14 x 1,5	27,0	10,0	12	18	14	GE-L-06-M 14x1,5-wd-SC	11,27
L	500	8	M 10 x 1	26,0	9,5	8	17	17	GE-L-08-M 10x1-wd-SC	11,42
L	500	8	M 12 x 1,5	25,0	10,0	12	17	17	GE-L-08-M 12x1,5-wd-SC	10,36
L	500	8	M 14 x 1,5	27,0	10,0	12	19	17	GE-L-08-M 14x1,5-wd-SC	11,59
L	400	8	M 16 x 1,5	27,5	11,5	12	22	17	GE-L-08-M 16x1,5-wd-SC	14,42
L	400	8	M 18 x 1,5	27,5	11,5	12	24	17	GE-L-08-M 18x1,5-wd-SC	17,34
L	500	10	M 10 x 1		11,0	8	17	19	GE-L-10-M 10x1-wd-SC	13,64
L	500	10	M 12 x 1,5	28,5	11,5	12	17	19	GE-L-10-M 12x1,5-wd-SC	14,50
L	500	10	M 14 x 1,5	26,0	11,0	12	18	19	GE-L-10-M 14x1,5-wd-SC	10,82
L	400	10	M 16 x 1,5	30,0	12,5	12	22	19	GE-L-10-M 16x1,5-wd-SC	16,14
L	400	10	M 18 x 1,5	30,0	12,5	12	24	19	GE-L-10-M 18x1,5-wd-SC	17,01
L	400	10	M 22 x 1,5		14,0	14	27	19	GE-L-10-M 22x1,5-wd-SC	23,39
L	400	12	M 12 x 1,5	28,0	13,0	12	19	22	GE-L-12-M 12x1,5-wd-SC	16,06
L	400	12	M 14 x 1,5	28,0	12,5	12	19	22	GE-L-12-M 14x1,5-wd-SC	15,98
L	400	12	M 16 x 1,5	27,0	12,5	12	22	22	GE-L-12-M 16x1,5-wd-SC	13,55
L	400	12	M 18 x 1,5	30,0	12,5	12	24	22	GE-L-12-M 18x1,5-wd-SC	17,63
L	400	12	M 22 x 1,5		14,0	14	27	22	GE-L-12-M 22x1,5-wd-SC	23,77
L	400	15	M 16 x 1,5	32,0	13,5	12	24	27	GE-L-15-M 16x1,5-wd-SC	18,38
L	400	15	M 18 x 1,5	29,0	13,5	12	24	27	GE-L-15-M 18x1,5-wd-SC	17,42
L	400	15	M 22 x 1,5	33,0	15,0	14	27	27	GE-L-15-M 22x1,5-wd-SC	24,29
L	400	18	M 18 x 1,5	33,0	14,0	12	27	32	GE-L-18-M 18x1,5-wd-SC	25,51
L	400	18	M 22 x 1,5	31,0	14,5	14	27	32	GE-L-18-M 22x1,5-wd-SC	24,34
L	250	18	M 26 x 1,5		14,5	16	32	32	GE-L-18-M 26x1,5-wd-SC	*
L	250	22	M 22 x 1,5	38,0	17,5	14	32	36	GE-L-22-M 22x1,5-wd-SC	37,26
L	250	22	M 26 x 1,5	33,0	16,5	16	32	36	GE-L-22-M 26x1,5-wd-SC	32,69
L	250	28	M 33 x 2	34,0	17,5	18	41	41	GE-L-28-M 33x2-wd-SC	47,38
L	250	35	M 42 x 2	39,0	17,5	20	50	50	GE-L-35-M 42x2-wd-SC	58,17
L	250	42	M 48 x 2	42,0	19,0	22	55	60	GE-L-42-M 48x2-wd-SC	81,01

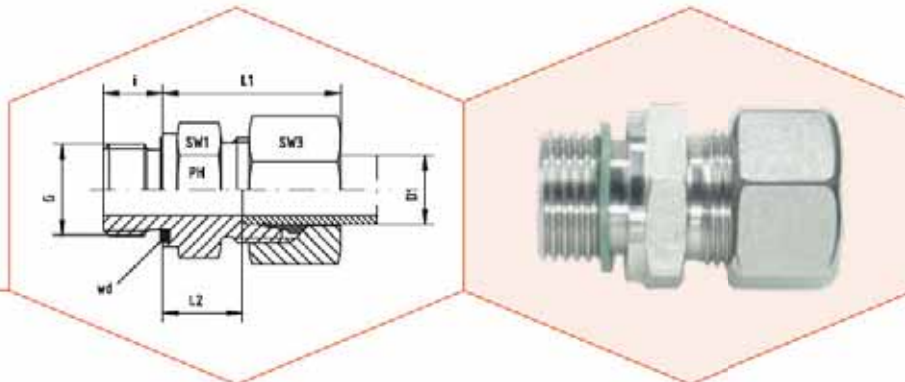


**Gerade Einschraubverschraubungsstutzen**  
**L-Reihe**  
 Einschraubgewinde: Metrisches Feingewinde - Zylindrisch  
 wd - Abdichtung durch Profildichtung - Viton

**Male Stud Coupling Bodies**  
**L-Series**  
 Thread: Metric - Parallel  
 wd - Sealing by an Elastomer Profiled Ring - Viton

Reihe Series	Druck Pressure PN	Rohr A.D. Tube O.D. D1	Gewinde Thread G	Ca. Maße Approx. Dimensions				Bestellzeichen Order-Code OMD	Brutto-Preis Gross-Price Euro (€)
L	500	6	M 10 x 1					GE-L-06-M 10x1-wd-OMD	5,62
L	500	6	M 12 x 1,5					GE-L-06-M 12x1,5-wd-OMD	8,13
L	500	6	M 14 x 1,5					GE-L-06-M 14x1,5-wd-OMD	8,64
L	500	8	M 10 x 1					GE-L-08-M 10x1-wd-OMD	8,18
L	500	8	M 12 x 1,5					GE-L-08-M 12x1,5-wd-OMD	7,12
L	500	8	M 14 x 1,5					GE-L-08-M 14x1,5-wd-OMD	8,35
L	400	8	M 16 x 1,5					GE-L-08-M 16x1,5-wd-OMD	11,18
L	400	8	M 18 x 1,5					GE-L-08-M 18x1,5-wd-OMD	14,10
L	500	10	M 10 x 1					GE-L-10-M 10x1-wd-OMD	10,40
L	500	10	M 12 x 1,5					GE-L-10-M 12x1,5-wd-OMD	10,70
L	500	10	M 14 x 1,5					GE-L-10-M 14x1,5-wd-OMD	7,02
L	400	10	M 16 x 1,5					GE-L-10-M 16x1,5-wd-OMD	12,34
L	400	10	M 18 x 1,5					GE-L-10-M 18x1,5-wd-OMD	13,21
L	400	10	M 22 x 1,5					GE-L-10-M 22x1,5-wd-OMD	19,59
L	400	12	M 12 x 1,5					GE-L-12-M 12x1,5-wd-OMD	11,61
L	400	12	M 14 x 1,5					GE-L-12-M 14x1,5-wd-OMD	11,51
L	400	12	M 16 x 1,5					GE-L-12-M 16x1,5-wd-OMD	9,10
L	400	12	M 18 x 1,5					GE-L-12-M 18x1,5-wd-OMD	13,18
L	400	12	M 22 x 1,5					GE-L-12-M 22x1,5-wd-OMD	19,32
L	400	15	M 16 x 1,5					GE-L-15-M 16x1,5-wd-OMD	12,18
L	400	15	M 18 x 1,5					GE-L-15-M 18x1,5-wd-OMD	11,20
L	400	15	M 22 x 1,5					GE-L-15-M 22x1,5-wd-OMD	18,07
L	400	18	M 18 x 1,5					GE-L-18-M 18x1,5-wd-OMD	15,25
L	400	18	M 22 x 1,5					GE-L-18-M 22x1,5-wd-OMD	14,08
L	250	18	M 26 x 1,5					GE-L-18-M 26x1,5-wd-OMD	*
L	250	22	M 22 x 1,5					GE-L-22-M 22x1,5-wd-OMD	25,19
L	250	22	M 26 x 1,5					GE-L-22-M 26x1,5-wd-OMD	20,62
L	250	28	M 33 x 2					GE-L-28-M 33x2-wd-OMD	30,53
L	250	35	M 42 x 2					GE-L-35-M 42x2-wd-OMD	33,34
L	250	42	M 48 x 2					GE-L-42-M 48x2-wd-OMD	49,26


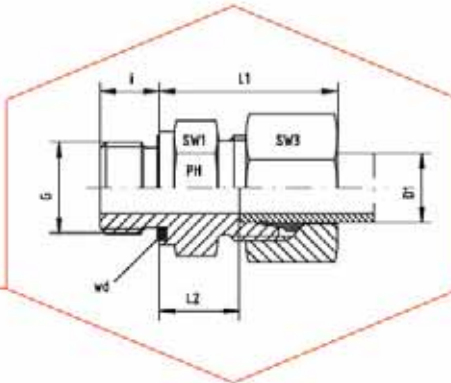




**Gerade Einschraubverschraubungen**  
S-Reihe  
Einschraubgewinde: Metrisches Feingewinde - Zylindrisch  
wd = Abdichtung durch Profildichtung - Viton

**Male Stud Couplings**  
S-Series  
Thread: Metric - Parallel  
wd = Sealing by an Elastomer Profiled Ring - Viton

Reihe Series	Druck Pressure PN	Rohr A.D. Tube O.D. D1	Gewinde Thread G	Ca. Maße Approx. Dimensions					Bestellzeichen Order-Code Standard	Brutto-Preis Gross-Price Euro (€)
				L1	L2	i	SW1	SW3		
S	800	6	M 12 x 1,5	28,0	13,0	12	17	17	GE-S-06-M 12x1,5-wd	11,73
S	800	6	M 14 x 1,5	30,0	13,0	12	19	17	GE-S-06-M 14x1,5-wd	15,34
S	800	8	M 12 x 1,5	32,0	15,0	12	17	19	GE-S-08-M 12x1,5-wd	16,50
S	800	8	M 14 x 1,5	30,0	15,0	12	19	19	GE-S-08-M 14x1,5-wd	13,27
S	800	8	M 16 x 1,5	33,0	15,5	12	22	19	GE-S-08-M 16x1,5-wd	15,95
S	800	10	M 14 x 1,5			12	19	22	GE-S-10-M 14x1,5-wd	*
S	800	10	M 16 x 1,5	31,0	15,0	12	22	22	GE-S-10-M 16x1,5-wd	14,39
S	630	10	M 18 x 1,5		17,5	12	24	22	GE-S-10-M 18x1,5-wd	18,50
S	630	12	M 14 x 1,5	33,0	16,0	12	22	24	GE-S-12-M 14x1,5-wd	16,95
S	630	12	M 16 x 1,5	35,5	17,0	12	22	24	GE-S-12-M 16x1,5-wd	17,40
S	630	12	M 18 x 1,5	33,0	17,0	12	24	24	GE-S-12-M 18x1,5-wd	15,16
S	630	12	M 20 x 1,5	36,0	17,5	14	27	24	GE-S-12-M 20x1,5-wd	23,45
S	630	12	M 22 x 1,5	36,5	17,5	14	27	24	GE-S-12-M 22x1,5-wd	18,00
S	630	14	M 20 x 1,5	39,0	19,0	14	27	27	GE-S-14-M 20x1,5-wd	18,74
S	630	14	M 22 x 1,5	39,0	18,5	14	27	27	GE-S-14-M 22x1,5-wd	28,90
S	630	16	M 18 x 1,5		18,0	12	27	30	GE-S-16-M 18x1,5-wd	25,10
S	630	16	M 22 x 1,5	37,0	18,5	14	27	30	GE-S-16-M 22x1,5-wd	23,01
S	420	20	M 27 x 2	42,5	20,5	16	32	36	GE-S-20-M 27x2-wd	32,57
S	420	25	M 33 x 2	47,0	23,0	18	41	48	GE-S-25-M 33x2-wd	51,64
S	420	30	M 42 x 2	50,0	23,5	20	50	50	GE-S-30-M 42x2-wd	61,61
S	420	38	M 48 x 2	57,0	28,0	22	55	60	GE-S-38-M 48x2-wd	77,64



**Gerade Einschraubverschraubungen**

S-Reihe

Einschraubgewinde: Metrisches Feingewinde - Zylindrisch  
wd - Abdichtung durch Profildichtung - Viton

**Male Stud Couplings**

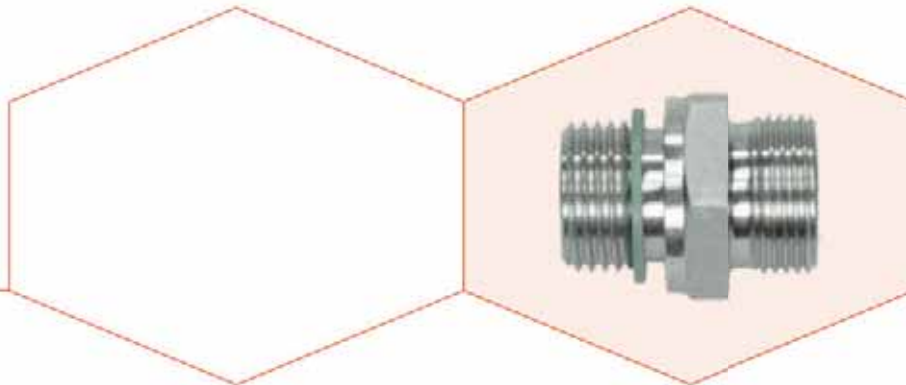
S-Series

Thread: Metric - Parallel

wd = Sealing by an Elastomer Profiled Ring - Viton

Reihe Series	Druck Pressure PN	Rohr A.D. Tube O.D. D1	Gewinde Thread G	Ca. Maße Approx. Dimensions					Bestellzeichen Order-Code SC	Brutto-Preis Gross-Price Euro (€)
				L1	L2	I	SW1	SW3		
S	800	6	M 12 x 1,5	28,0	13,0	12	17	17	GE-S-06-M 12x1,5-wd-SC	12,17
S	800	6	M 14 x 1,5	30,0	13,0	12	19	17	GE-S-06-M 14x1,5-wd-SC	15,78
S	800	8	M 12 x 1,5	32,0	15,0	12	17	19	GE-S-08-M 12x1,5-wd-SC	*
S	800	8	M 14 x 1,5	30,0	15,0	12	19	19	GE-S-08-M 14x1,5-wd-SC	13,71
S	800	8	M 16 x 1,5	33,0	15,5	12	22	19	GE-S-08-M 16x1,5-wd-SC	16,54
S	800	10	M 14 x 1,5			12	19	22	GE-S-10-M 14x1,5-wd-SC	*
S	800	10	M 16 x 1,5	31,0	15,0	12	22	22	GE-S-10-M 16x1,5-wd-SC	14,95
S	830	10	M 18 x 1,5		17,5	12	24	22	GE-S-10-M 18x1,5-wd-SC	*
S	630	12	M 14 x 1,5	33,0	16,0	12	22	24	GE-S-12-M 14x1,5-wd-SC	17,79
S	830	12	M 16 x 1,5	35,5	17,0	12	22	24	GE-S-12-M 16x1,5-wd-SC	18,24
S	630	12	M 18 x 1,5	33,0	17,0	12	24	24	GE-S-12-M 18x1,5-wd-SC	16,00
S	830	12	M 20 x 1,5	36,0	17,5	14	27	24	GE-S-12-M 20x1,5-wd-SC	24,50
S	630	12	M 22 x 1,5	36,5	17,5	14	27	24	GE-S-12-M 22x1,5-wd-SC	18,84
S	830	14	M 20 x 1,5	39,0	19,0	14	27	27	GE-S-14-M 20x1,5-wd-SC	20,30
S	630	14	M 22 x 1,5	39,0	18,5	14	27	27	GE-S-14-M 22x1,5-wd-SC	30,46
S	830	16	M 18 x 1,5		18,0	12	27	30	GE-S-16-M 18x1,5-wd-SC	26,86
S	830	16	M 22 x 1,5	37,0	18,5	14	27	30	GE-S-16-M 22x1,5-wd-SC	24,57
S	420	20	M 27 x 2	42,5	20,5	16	32	36	GE-S-20-M 27x2-wd-SC	34,45
S	420	25	M 33 x 2	47,0	23,0	18	41	46	GE-S-25-M 33x2-wd-SC	54,64
S	420	30	M 42 x 2	50,0	23,5	20	50	50	GE-S-30-M 42x2-wd-SC	65,77
S	420	38	M 48 x 2	57,0	26,0	22	55	60	GE-S-38-M 48x2-wd-SC	83,28

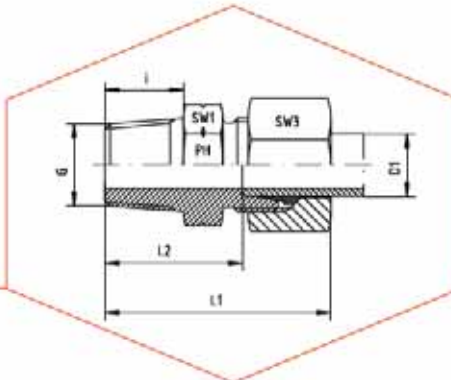




**Gerade Einschraubverschraubungstutzen**  
S-Reihe  
Einschraubgewinde: Metrisches Feingewinde - Zylindrisch  
wd = Abdichtung durch Profildichtung - Viton

**Male Stud Coupling Bodies**  
S-Series  
Thread: Metric - Parallel  
wd = Sealing by an Elastomer Profiled Ring - Viton

Reihe Series	Druck Pressure PN	Rohr A.D. Tube O.D. D1	Gewinde Thread G	Ca. Maße Approx. Dimensions				Bestellzeichen Order-Code OMD	Brutto-Preis Gross-Price Euro (€)
S	800	6	M 12 x 1,5					GE-S-06-M 12x1,5-wd-OMD	8,94
S	800	6	M 14 x 1,5					GE-S-06-M 14x1,5-wd-OMD	12,55
S	800	8	M 12 x 1,5					GE-S-08-M 12x1,5-wd-OMD	*
S	800	8	M 14 x 1,5					GE-S-08-M 14x1,5-wd-OMD	10,07
S	800	8	M 16 x 1,5					GE-S-08-M 16x1,5-wd-OMD	12,75
S	800	10	M 14 x 1,5					GE-S-10-M 14x1,5-wd-OMD	*
S	800	10	M 16 x 1,5					GE-S-10-M 16x1,5-wd-OMD	10,45
S	630	10	M 18 x 1,5					GE-S-10-M 18x1,5-wd-OMD	*
S	630	12	M 14 x 1,5					GE-S-12-M 14x1,5-wd-OMD	12,50
S	630	12	M 16 x 1,5					GE-S-12-M 16x1,5-wd-OMD	12,95
S	630	12	M 18 x 1,5					GE-S-12-M 18x1,5-wd-OMD	10,71
S	630	12	M 20 x 1,5					GE-S-12-M 20x1,5-wd-OMD	19,00
S	630	12	M 22 x 1,5					GE-S-12-M 22x1,5-wd-OMD	13,55
S	630	14	M 20 x 1,5					GE-S-14-M 20x1,5-wd-OMD	13,24
S	630	14	M 22 x 1,5					GE-S-14-M 22x1,5-wd-OMD	23,40
S	630	16	M 18 x 1,5					GE-S-16-M 18x1,5-wd-OMD	16,89
S	630	16	M 22 x 1,5					GE-S-16-M 22x1,5-wd-OMD	14,80
S	420	20	M 27 x 2					GE-S-20-M 27x2-wd-OMD	21,99
S	420	25	M 33 x 2					GE-S-25-M 33x2-wd-OMD	33,02
S	420	30	M 42 x 2					GE-S-30-M 42x2-wd-OMD	38,17
S	420	38	M 48 x 2					GE-S-38-M 48x2-wd-OMD	45,83



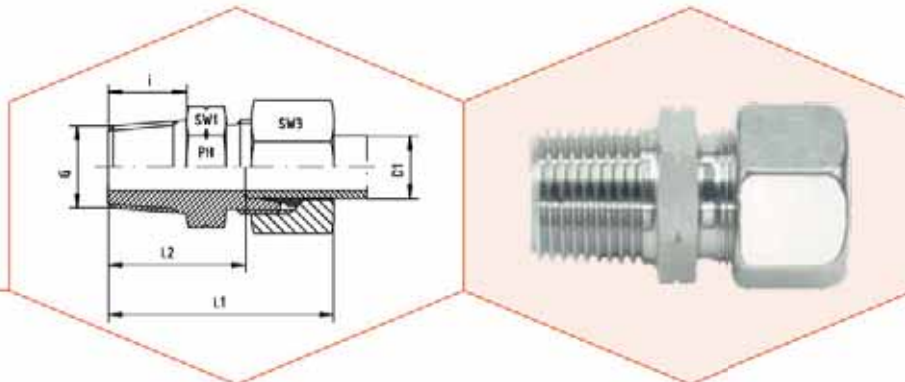
Gerade Einschraubverschraubungen  
LL- und L-Reihe  
Einschraubgewinde: NPT  
Andere Sprunggrößen auf Anfrage!

Male Stud Couplings  
LL- and L-Series  
Thread: NPT  
Other jump sizes on request!

Reihe Series	Druck Pressure PN	Rohr A.D. Tube O.D. D1	Gewinde Thread G	Ca. Maße Approx. Dimensions					Bestellzeichen Order-Code Standard	Brutto-Preis Gross-Price Euro (€)
				L1	L2	i	SW1	SW3		
LL	100	4	1/8" NPT	28	18,5	10,0	11	10	GE-LL-04-1/8"-NPT	10,87
LL	100	6	1/8" NPT	28	16,5	10,0	11	12	GE-LL-06-1/8"-NPT	12,02
LL	100	8	1/8" NPT	30	18,5	10,0	12	14	GE-LL-08-1/8"-NPT	13,50

Reihe Series	Druck Pressure PN	Rohr A.D. Tube O.D. D1	Gewinde Thread G	Ca. Maße Approx. Dimensions					Bestellzeichen Order-Code Standard	Brutto-Preis Gross-Price Euro (€)
				L1	L2	i	SW1	SW3		
L	315	6	1/8" NPT	32	17,0	10,0	12	14	GE-L-06-1/8"-NPT	10,12
L	315	6	1/4" NPT	38	23,0	15,0	17	14	GE-L-06-1/4"-NPT	10,40
L	315	6	3/8" NPT	38	23,0	15,3	19	14	GE-L-06-3/8"-NPT	13,29
L	315	6	1/2" NPT	44	29,0	20,0	22	14	GE-L-06-1/2"-NPT	16,75
L	315	8	1/8" NPT	33	18,0	10,0	14	17	GE-L-08-1/8"-NPT	10,30
L	315	8	1/4" NPT	38	23,0	15,0	17	17	GE-L-08-1/4"-NPT	11,25
L	315	8	3/8" NPT	38	23,0	15,3	19	17	GE-L-08-3/8"-NPT	13,98
L	315	8	1/2" NPT	44	29,0	20,0	24	17	GE-L-08-1/2"-NPT	17,48
L	315	10	1/8" NPT	33	18,0	10,0	17	19	GE-L-10-1/8"-NPT	13,19
L	315	10	1/4" NPT	39	24,0	15,0	17	19	GE-L-10-1/4"-NPT	13,34
L	315	10	3/8" NPT	40	25,0	15,3	19	19	GE-L-10-3/8"-NPT	15,42
L	315	10	1/2" NPT	45	30,0	20,0	24	19	GE-L-10-1/2"-NPT	18,58
L	160	10	3/4" NPT	46	31,0	20,0	27	19	GE-L-10-3/4"-NPT	21,60
L	315	12	1/8" NPT	34	19,0	10,0	19	22	GE-L-12-1/8"-NPT	15,08
L	315	12	1/4" NPT	40	25,0	15,0	19	22	GE-L-12-1/4"-NPT	15,72
L	315	12	3/8" NPT	40	25,0	15,3	19	22	GE-L-12-3/8"-NPT	16,49
L	315	12	1/2" NPT	45	30,0	20,0	22	22	GE-L-12-1/2"-NPT	17,28
L	160	12	3/4" NPT	48	31,0	20,0	27	22	GE-L-12-3/4"-NPT	23,11
L	315	15	1/4" NPT	45	26,0	15,0	24	27	GE-L-15-1/4"-NPT	19,58
L	315	15	3/8" NPT	41	26,0	15,3	24	27	GE-L-15-3/8"-NPT	20,32
L	315	15	1/2" NPT	46	31,0	20,0	24	27	GE-L-15-1/2"-NPT	21,50
L	160	15	3/4" NPT	47	32,0	20,0	27	27	GE-L-15-3/4"-NPT	23,52
L	315	18	3/8" NPT	43	26,5	15,3	27	32	GE-L-18-3/8"-NPT	29,71
L	315	18	1/2" NPT	48	31,5	20,0	27	32	GE-L-18-1/2"-NPT	28,12
L	160	18	3/4" NPT	48	31,5	20,0	27	32	GE-L-18-3/4"-NPT	29,66
L	160	18	1" NPT	54	37,5	25,0	36	32	GE-L-18-1"-NPT	40,78
L	160	22	3/8" NPT	45	28,5	15,3	32	38	GE-L-22-3/8"-NPT	38,35
L	160	22	1/2" NPT	50	33,5	20,0	32	36	GE-L-22-1/2"-NPT	33,75
L	160	22	3/4" NPT	50	33,5	20,0	32	36	GE-L-22-3/4"-NPT	35,94
L	160	22	1" NPT	56	39,5	25,0	36	36	GE-L-22-1"-NPT	43,82
L	160	22	1 1/4" NPT	68	46,5	25,5	46	36	GE-L-22-1 1/4"-NPT	60,84
L	160	28	1/2" NPT	56	35,0	20,0	41	41	GE-L-28-1/2"-NPT	55,22
L	160	28	3/4" NPT	51	34,5	20,0	41	41	GE-L-28-3/4"-NPT	54,20
L	160	28	1" NPT	56	39,5	25,0	41	41	GE-L-28-1"-NPT	52,15
L	160	28	1 1/4" NPT	48	41,5	25,5	46	41	GE-L-28-1 1/4"-NPT	61,36
L	160	35	3/4" NPT			20,0	46	50	GE-L-35-3/4"-NPT	73,37
L	160	35	1" NPT	61	39,5	25,0	46	50	GE-L-35-1"-NPT	71,58
L	160	35	1 1/4" NPT	62	40,5	25,5	46	50	GE-L-35-1 1/4"-NPT	68,51
L	160	35	1 1/2" NPT	69	42,5	26,0	55	50	GE-L-35-1 1/2"-NPT	84,36
L	160	42	1" NPT	67	40,5	25,0	55	60	GE-L-42-1"-NPT	85,39
L	160	42	1 1/4" NPT	65	42,0	25,5	55	60	GE-L-42-1 1/4"-NPT	83,85
L	160	42	1 1/2" NPT	65	42,0	26,0	55	60	GE-L-42-1 1/2"-NPT	84,36

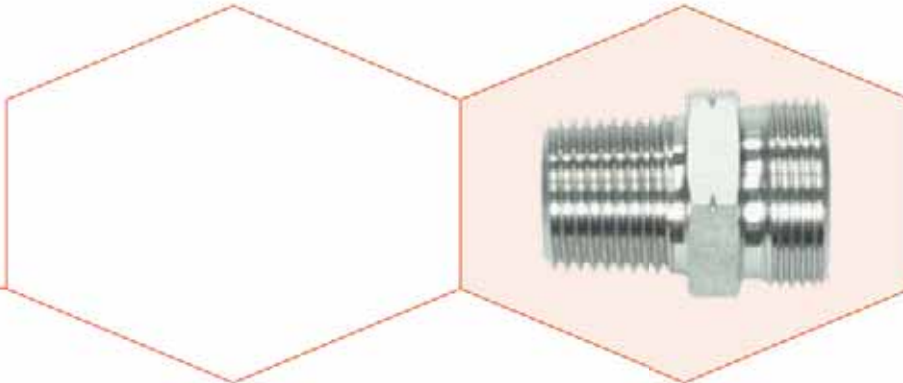




**Gerade Einschraubverschraubungen**  
L-Reihe  
Einschraubgewinde: NPT  
Andere Sprunggrößen auf Anfrage!

**Male Stud Couplings**  
L-Series  
Thread: NPT  
Other jump sizes on request!

Reihe Series	Druck Pressure PN	Rohr A.D. Tube O.D. D1	Gewinde Thread G	Ca. Maße Approx. Dimensions					Bestellzeichen Order-Code SC	Brutto-Preis Gross-Price Euro (€)
				L1	L2	I	SW1	SW3		
L	315	6	1/8" NPT	32	17,0	10,0	12	14	GE-L-06-1/8"-NPT-SC	10,44
L	315	6	1/4" NPT	38	23,0	15,0	17	14	GE-L-06-1/4"-NPT-SC	10,72
L	315	6	3/8" NPT	38	23,0	15,3	19	14	GE-L-06-3/8"-NPT-SC	13,61
L	315	6	1/2" NPT	44	29,0	20,0	22	14	GE-L-06-1/2"-NPT-SC	17,07
L	315	8	1/8" NPT	33	18,0	10,0	14	17	GE-L-08-1/8"-NPT-SC	10,74
L	315	8	1/4" NPT	38	23,0	15,0	17	17	GE-L-08-1/4"-NPT-SC	11,69
L	315	8	3/8" NPT	38	23,0	15,3	19	17	GE-L-08-3/8"-NPT-SC	14,42
L	315	8	1/2" NPT	44	29,0	20,0	24	17	GE-L-08-1/2"-NPT-SC	17,90
L	315	10	1/8" NPT	33	18,0	10,0	17	19	GE-L-10-1/8"-NPT-SC	13,63
L	315	10	1/4" NPT	39	24,0	15,0	17	19	GE-L-10-1/4"-NPT-SC	13,78
L	315	10	3/8" NPT	40	25,0	15,3	19	19	GE-L-10-3/8"-NPT-SC	15,86
L	315	10	1/2" NPT	45	30,0	20,0	24	19	GE-L-10-1/2"-NPT-SC	19,00
L	160	10	3/4" NPT	46	31,0	20,0	27	19	GE-L-10-3/4"-NPT-SC	22,04
L	315	12	1/8" NPT	34	19,0	10,0	19	22	GE-L-12-1/8"-NPT-SC	15,64
L	315	12	1/4" NPT	40	25,0	15,0	19	22	GE-L-12-1/4"-NPT-SC	16,28
L	315	12	3/8" NPT	40	25,0	15,3	19	22	GE-L-12-3/8"-NPT-SC	17,05
L	315	12	1/2" NPT	45	30,0	20,0	22	22	GE-L-12-1/2"-NPT-SC	17,84
L	160	12	3/4" NPT	48	31,0	20,0	27	22	GE-L-12-3/4"-NPT-SC	23,67
L	315	15	1/4" NPT	45	28,0	15,0	24	27	GE-L-15-1/4"-NPT-SC	20,88
L	315	15	3/8" NPT	41	26,0	15,3	24	27	GE-L-15-3/8"-NPT-SC	21,40
L	315	15	1/2" NPT	46	31,0	20,0	24	27	GE-L-15-1/2"-NPT-SC	22,58
L	160	15	3/4" NPT	47	32,0	20,0	27	27	GE-L-15-3/4"-NPT-SC	24,60
L	315	18	3/8" NPT	43	28,5	15,3	27	32	GE-L-18-3/8"-NPT-SC	31,35
L	315	18	1/2" NPT	48	31,5	20,0	27	32	GE-L-18-1/2"-NPT-SC	29,76
L	160	18	3/4" NPT	49	31,5	20,0	27	32	GE-L-18-3/4"-NPT-SC	31,30
L	160	18	1" NPT	54	37,5	25,0	36	32	GE-L-18-1"-NPT-SC	42,42
L	160	22	3/8" NPT	45	28,5	15,3	32	38	GE-L-22-3/8"-NPT-SC	40,11
L	160	22	1/2" NPT	50	33,5	20,0	32	36	GE-L-22-1/2"-NPT-SC	35,51
L	160	22	3/4" NPT	50	33,5	20,0	32	36	GE-L-22-3/4"-NPT-SC	37,70
L	160	22	1" NPT	56	39,5	25,0	36	36	GE-L-22-1"-NPT-SC	45,58
L	160	22	1 1/4" NPT	68	46,5	25,5	46	36	GE-L-22-1 1/4"-NPT-SC	62,60
L	160	28	1/2" NPT	56	35,0	20,0	41	41	GE-L-28-1/2"-NPT-SC	57,22
L	160	28	3/4" NPT	51	34,5	20,0	41	41	GE-L-28-3/4"-NPT-SC	56,20
L	160	28	1" NPT	56	39,5	25,0	41	41	GE-L-28-1"-NPT-SC	54,15
L	160	28	1 1/4" NPT	48	41,5	25,5	46	41	GE-L-28-1 1/4"-NPT-SC	63,36
L	160	35	3/4" NPT			20,0	46	50	GE-L-35-3/4"-NPT-SC	77,09
L	160	35	1" NPT	61	39,5	25,0	46	50	GE-L-35-1"-NPT-SC	75,30
L	160	35	1 1/4" NPT	62	40,5	25,5	46	50	GE-L-35-1 1/4"-NPT-SC	72,23
L	160	35	1 1/2" NPT	69	42,5	26,0	55	50	GE-L-35-1 1/2"-NPT-SC	88,08
L	160	42	1" NPT	67	40,5	25,0	55	60	GE-L-42-1"-NPT-SC	89,71
L	160	42	1 1/4" NPT	65	42,0	25,5	55	60	GE-L-42-1 1/4"-NPT-SC	88,17
L	160	42	1 1/2" NPT	65	42,0	26,0	55	60	GE-L-42-1 1/2"-NPT-SC	88,88



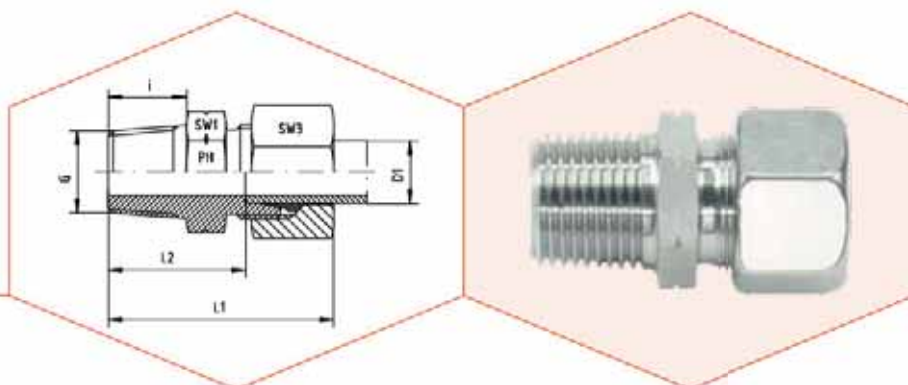
Gerade Einschraubverschraubungsstutzen  
LL- und L-Reihe  
Einschraubgewinde: NPT  
Andere Sprunggrößen auf Anfrage!

Male Stud Coupling Bodies  
LL- and L-Series  
Thread: NPT  
Other jump sizes on request!

Reihe Series	Druck Pressure PN	Rohr A.D. Tube O.D. D1	Gewinde Thread G	Ca. Maße Approx. Dimensions				Bestellzeichen Order-Code OMD	Brutto-Preis Gross-Price Euro (€)
LL	100	4	1/8" NPT					GE-LL-04-1/8"-NPT-OMD	8,21
LL	100	6	1/8" NPT					GE-LL-06-1/8"-NPT-OMD	8,98
LL	100	8	1/8" NPT					GE-LL-08-1/8"-NPT-OMD	10,00

Reihe Series	Druck Pressure PN	Rohr A.D. Tube O.D. D1	Gewinde Thread G	Ca. Maße Approx. Dimensions				Bestellzeichen Order-Code OMD	Brutto-Preis Gross-Price Euro (€)
L	315	6	1/8" NPT					GE-L-06-1/8"-NPT-OMD	7,81
L	315	6	1/4" NPT					GE-L-06-1/4"-NPT-OMD	8,09
L	315	6	3/8" NPT					GE-L-06-3/8"-NPT-OMD	10,98
L	315	6	1/2" NPT					GE-L-06-1/2"-NPT-OMD	14,44
L	315	8	1/8" NPT					GE-L-08-1/8"-NPT-OMD	7,50
L	315	8	1/4" NPT					GE-L-08-1/4"-NPT-OMD	8,45
L	315	8	3/8" NPT					GE-L-08-3/8"-NPT-OMD	11,18
L	315	8	1/2" NPT					GE-L-08-1/2"-NPT-OMD	14,66
L	315	10	1/8" NPT					GE-L-10-1/8"-NPT-OMD	9,83
L	315	10	1/4" NPT					GE-L-10-1/4"-NPT-OMD	9,98
L	315	10	3/8" NPT					GE-L-10-3/8"-NPT-OMD	12,08
L	315	10	1/2" NPT					GE-L-10-1/2"-NPT-OMD	15,20
L	160	10	3/4" NPT					GE-L-10-3/4"-NPT-OMD	18,24
L	315	12	1/8" NPT					GE-L-12-1/8"-NPT-OMD	11,19
L	315	12	1/4" NPT					GE-L-12-1/4"-NPT-OMD	11,83
L	315	12	3/8" NPT					GE-L-12-3/8"-NPT-OMD	12,60
L	315	12	1/2" NPT					GE-L-12-1/2"-NPT-OMD	13,39
L	160	12	3/4" NPT					GE-L-12-3/4"-NPT-OMD	19,22
L	315	15	1/4" NPT					GE-L-15-1/4"-NPT-OMD	14,44
L	315	15	3/8" NPT					GE-L-15-3/8"-NPT-OMD	15,18
L	315	15	1/2" NPT					GE-L-15-1/2"-NPT-OMD	16,36
L	160	15	3/4" NPT					GE-L-15-3/4"-NPT-OMD	18,38
L	315	18	3/8" NPT					GE-L-18-3/8"-NPT-OMD	21,09
L	315	18	1/2" NPT					GE-L-18-1/2"-NPT-OMD	19,50
L	160	18	3/4" NPT					GE-L-18-3/4"-NPT-OMD	21,04
L	160	18	1" NPT					GE-L-18-1"-NPT-OMD	32,16
L	160	22	3/8" NPT					GE-L-22-3/8"-NPT-OMD	28,04
L	160	22	1/2" NPT					GE-L-22-1/2"-NPT-OMD	23,44
L	160	22	3/4" NPT					GE-L-22-3/4"-NPT-OMD	25,63
L	160	22	1" NPT					GE-L-22-1"-NPT-OMD	33,51
L	160	22	1 1/4" NPT					GE-L-22-1 1/4"-NPT-OMD	50,53
L	160	28	1/2" NPT					GE-L-28-1/2"-NPT-OMD	40,37
L	160	28	3/4" NPT					GE-L-28-3/4"-NPT-OMD	39,35
L	160	28	1" NPT					GE-L-28-1"-NPT-OMD	37,30
L	160	28	1 1/4" NPT					GE-L-28-1 1/4"-NPT-OMD	46,51
L	160	35	3/4" NPT					GE-L-35-3/4"-NPT-OMD	52,26
L	160	35	1" NPT					GE-L-35-1"-NPT-OMD	50,47
L	160	35	1 1/4" NPT					GE-L-35-1 1/4"-NPT-OMD	47,40
L	160	35	1 1/2" NPT					GE-L-35-1 1/2"-NPT-OMD	63,25
L	160	42	1" NPT					GE-L-42-1"-NPT-OMD	57,96
L	160	42	1 1/4" NPT					GE-L-42-1 1/4"-NPT-OMD	56,42
L	160	42	1 1/2" NPT					GE-L-42-1 1/2"-NPT-OMD	56,93


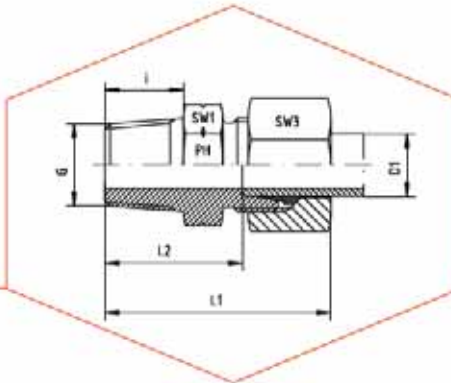




**Gerade Einschraubverschraubungen**  
S-Reihe  
Einschraubgewinde: NPT  
Andere Sprunggrößen auf Anfrage!

**Male Stud Couplings**  
S-Series  
Thread: NPT  
Other jump sizes on request!

Reihe Series	Druck Pressure PN	Rohr A.D. Tube O.D. D1	Gewinde Thread G	Ca. Maße Approx. Dimensions					Bestellzeichen Order-Code Standard	Brutto-Preis Gross-Price Euro (€)
				L1	L2	I	SW1	SW3		
S	630	6	1/8" NPT	36,0	21,0	10,0	14	17	GE-S-06-1/8"-NPT	11,20
S	630	6	1/4" NPT	43,0	28,0	15,0	17	17	GE-S-06-1/4"-NPT	11,56
S	630	6	3/8" NPT	41,0	26,0	15,3	19	17	GE-S-06-3/8"-NPT	16,87
S	630	6	1/2" NPT	50,0	35,0	20,0	22	17	GE-S-06-1/2"-NPT	16,62
S	630	8	1/8" NPT	23,0	10,0	17	19		GE-S-08-1/8"-NPT	14,27
S	630	8	1/4" NPT	43,0	28,0	15,0	17	19	GE-S-08-1/4"-NPT	13,50
S	630	8	3/8" NPT	43,0	28,0	15,3	19	19	GE-S-08-3/8"-NPT	14,60
S	630	8	1/2" NPT	50,0	35,0	20,0	22	19	GE-S-08-1/2"-NPT	17,49
S	630	10	1/8" NPT		10,0	19	22		GE-S-10-1/8"-NPT	16,31
S	630	10	1/4" NPT	44,0	27,5	15,0	19	22	GE-S-10-1/4"-NPT	15,64
S	630	10	3/8" NPT	44,0	27,5	15,3	19	22	GE-S-10-3/8"-NPT	16,11
S	630	10	1/2" NPT	51,0	34,5	20,0	22	22	GE-S-10-1/2"-NPT	18,28
S	400	10	3/4" NPT	50,5	31,5	20,0	27	22	GE-S-10-3/4"-NPT	21,07
S	630	12	1/4" NPT	46,0	29,5	15,0	22	24	GE-S-12-1/4"-NPT	17,44
S	630	12	3/8" NPT	46,0	29,5	15,3	22	24	GE-S-12-3/8"-NPT	18,38
S	630	12	1/2" NPT	51,0	34,5	20,0	22	24	GE-S-12-1/2"-NPT	17,64
S	400	12	3/4" NPT	53,0	36,5	20,0	27	24	GE-S-12-3/4"-NPT	21,73
S	630	14	3/8" NPT	49,0	23,0	15,3	24	27	GE-S-14-3/8"-NPT	19,94
S	630	14	1/2" NPT	54,0	36,0	20,0	24	27	GE-S-14-1/2"-NPT	21,53
S	400	14	3/4" NPT	56,0	38,0	20,0	27	27	GE-S-14-3/4"-NPT	23,72
S	400	16	3/8" NPT	49,0	30,5	15,3	27	30	GE-S-16-3/8"-NPT	27,81
S	400	16	1/2" NPT	54,0	35,5	20,0	27	30	GE-S-16-1/2"-NPT	29,40
S	400	16	3/4" NPT	56,0	37,5	20,0	30	30	GE-S-16-3/4"-NPT	29,91
S	400	16	1" NPT	63,0	44,5	25,0	36	30	GE-S-16-1"-NPT	33,62
S	400	20	3/8" NPT		32,5	15,3	32	36	GE-S-20-3/8"-NPT	37,84
S	400	20	1/2" NPT	59,0	37,5	20,0	32	36	GE-S-20-1/2"-NPT	36,81
S	400	20	3/4" NPT	59,0	37,5	20,0	32	38	GE-S-20-3/4"-NPT	37,07
S	400	20	1" NPT	66,0	44,5	25,0	36	36	GE-S-20-1"-NPT	45,74
S	400	20	1 1/4" NPT			25,5	46	36	GE-S-20-1 1/4"-NPT	63,40
S	400	25	1/2" NPT			20,0	41	46	GE-S-25-1/2"-NPT	61,36
S	400	25	3/4" NPT	64,0	40,0	20,0	41	46	GE-S-25-3/4"-NPT	58,29
S	400	25	1" NPT	69,0	45,0	25,0	41	46	GE-S-25-1"-NPT	58,29
S	400	25	1 1/4" NPT	70,0	46,0	25,5	46	46	GE-S-25-1 1/4"-NPT	63,91
S	400	30	3/4" NPT	67,0	40,5	20,0	46	50	GE-S-30-3/4"-NPT	79,25
S	400	30	1" NPT	72,0	45,5	25,0	46	50	GE-S-30-1"-NPT	82,83
S	400	30	1 1/4" NPT	73,0	46,5	25,5	46	50	GE-S-30-1 1/4"-NPT	79,25
S	315	30	1 1/2" NPT	73,0	46,5	26,0	55	50	GE-S-30-1 1/2"-NPT	89,48
S	315	38	1" NPT	79,0	48,0	25,0	55	60	GE-S-38-1"-NPT	115,04
S	315	38	1 1/4" NPT	80,0	49,0	25,5	55	60	GE-S-38-1 1/4"-NPT	115,04
S	315	38	1 1/2" NPT	80,0	49,0	26,0	55	60	GE-S-38-1 1/2"-NPT	112,49

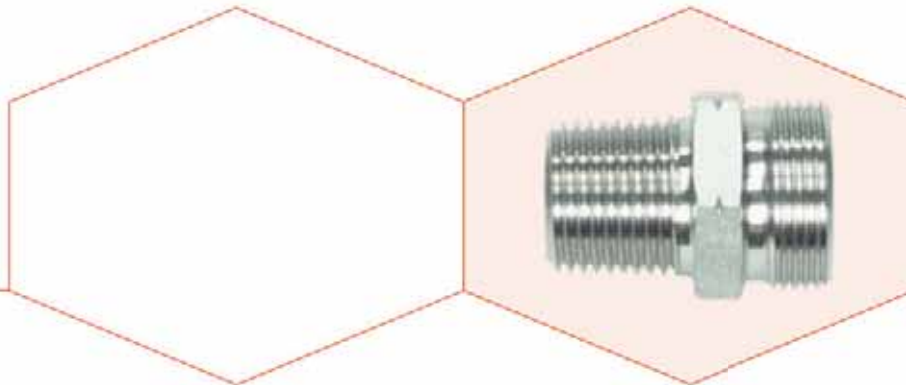


Gerade Einschraubverschraubungen  
S-Reihe  
Einschraubgewinde: NPT  
Andere Sprunggrößen auf Anfrage!

Male Stud Couplings  
S-Series  
Thread: NPT  
Other jump sizes on request!

Reihe Series	Druck Pressure PN	Rohr A.D. Tube O.D. D1	Gewinde Thread G	Ca. Maße Approx. Dimensions					Bestellzeichen Order-Code SC	Brutto-Preis Gross-Price Euro (€)
				L1	L2	I	SW1	SW3		
S	630	6	1/8" NPT	36,0	21,0	10,0	14	17	GE-S-06-1/8"-NPT-SC	11,64
S	630	6	1/4" NPT	43,0	28,0	15,0	17	17	GE-S-06-1/4"-NPT-SC	12,00
S	630	6	3/8" NPT	41,0	26,0	15,3	19	17	GE-S-06-3/8"-NPT-SC	17,31
S	630	6	1/2" NPT	50,0	35,0	20,0	22	17	GE-S-06-1/2"-NPT-SC	17,06
S	630	8	1/8" NPT		23,0	10,0	17	19	GE-S-08-1/8"-NPT-SC	14,71
S	630	8	1/4" NPT	43,0	28,0	15,0	17	19	GE-S-08-1/4"-NPT-SC	13,94
S	630	8	3/8" NPT	43,0	28,0	15,3	19	19	GE-S-08-3/8"-NPT-SC	15,04
S	630	8	1/2" NPT	50,0	35,0	20,0	22	19	GE-S-08-1/2"-NPT-SC	17,93
S	630	10	1/8" NPT			10,0	19	22	GE-S-10-1/8"-NPT-SC	16,87
S	630	10	1/4" NPT	44,0	27,5	15,0	19	22	GE-S-10-1/4"-NPT-SC	16,20
S	630	10	3/8" NPT	44,0	27,5	15,3	19	22	GE-S-10-3/8"-NPT-SC	16,67
S	630	10	1/2" NPT	51,0	34,5	20,0	22	22	GE-S-10-1/2"-NPT-SC	18,84
S	400	10	3/4" NPT	50,5	31,5	20,0	27	22	GE-S-10-3/4"-NPT-SC	21,63
S	630	12	1/4" NPT	48,0	29,5	15,0	22	24	GE-S-12-1/4"-NPT-SC	18,28
S	630	12	3/8" NPT	46,0	29,5	15,3	22	24	GE-S-12-3/8"-NPT-SC	19,22
S	630	12	1/2" NPT	51,0	34,5	20,0	22	24	GE-S-12-1/2"-NPT-SC	18,48
S	400	12	3/4" NPT	53,0	36,5	20,0	27	24	GE-S-12-3/4"-NPT-SC	22,57
S	630	14	3/8" NPT	49,0	23,0	15,3	24	27	GE-S-14-3/8"-NPT-SC	21,50
S	630	14	1/2" NPT	54,0	36,0	20,0	24	27	GE-S-14-1/2"-NPT-SC	23,09
S	400	14	3/4" NPT	56,0	38,0	20,0	27	27	GE-S-14-3/4"-NPT-SC	25,28
S	400	16	3/8" NPT	49,0	30,5	15,3	27	30	GE-S-16-3/8"-NPT-SC	29,37
S	400	16	1/2" NPT	54,0	35,5	20,0	27	30	GE-S-16-1/2"-NPT-SC	30,96
S	400	16	3/4" NPT	56,0	37,5	20,0	30	30	GE-S-16-3/4"-NPT-SC	31,47
S	400	16	1" NPT	63,0	44,5	25,0	36	30	GE-S-16-1"-NPT-SC	35,18
S	400	20	3/8" NPT		32,5	15,3	32	36	GE-S-20-3/8"-NPT-SC	39,72
S	400	20	1/2" NPT	59,0	37,5	20,0	32	36	GE-S-20-1/2"-NPT-SC	38,69
S	400	20	3/4" NPT	59,0	37,5	20,0	32	36	GE-S-20-3/4"-NPT-SC	38,95
S	400	20	1" NPT	66,0	44,5	25,0	36	36	GE-S-20-1"-NPT-SC	47,62
S	400	20	1 1/4" NPT			25,5	46	36	GE-S-20-1 1/4"-NPT-SC	65,28
S	400	25	1/2" NPT			20,0	41	46	GE-S-25-1/2"-NPT-SC	64,36
S	400	25	3/4" NPT	64,0	40,0	20,0	41	46	GE-S-25-3/4"-NPT-SC	61,29
S	400	25	1" NPT	69,0	45,0	25,0	41	46	GE-S-25-1"-NPT-SC	61,29
S	400	25	1 1/4" NPT	70,0	46,0	25,5	46	46	GE-S-25-1 1/4"-NPT-SC	66,91
S	400	30	3/4" NPT	67,0	40,5	20,0	46	50	GE-S-30-3/4"-NPT-SC	83,41
S	400	30	1" NPT	72,0	45,5	25,0	46	50	GE-S-30-1"-NPT-SC	86,99
S	400	30	1 1/4" NPT	73,0	46,5	25,5	46	50	GE-S-30-1 1/4"-NPT-SC	83,41
S	315	30	1 1/2" NPT	73,0	46,5	26,0	55	50	GE-S-30-1 1/2"-NPT-SC	83,64
S	315	38	1" NPT	79,0	48,0	25,0	55	60	GE-S-38-1"-NPT-SC	120,88
S	315	38	1 1/4" NPT	80,0	49,0	25,5	55	60	GE-S-38-1 1/4"-NPT-SC	120,68
S	315	38	1 1/2" NPT	80,0	49,0	26,0	55	60	GE-S-38-1 1/2"-NPT-SC	118,13

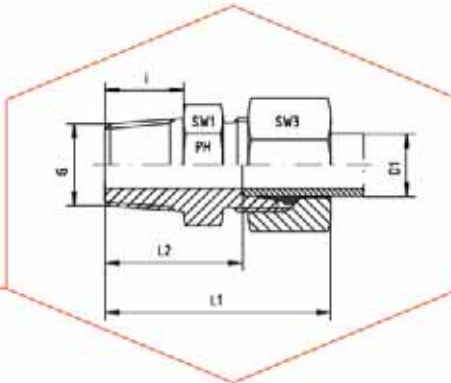




**Gerade Einschraubverschraubungstutzen**  
S-Reihe  
Einschraubgewinde: NPT  
Andere Sprunggrößen auf Anfrage!

**Male Stud Coupling Bodies**  
S-Series  
Thread: NPT  
Other jump sizes on request!

Reihe Series	Druck Pressure PN	Rohr A.D. Tube O.D. D1	Gewinde Thread G	Ca. Maße Approx. Dimensions				Bestellzeichen Order-Code OMD	Brutto-Preis Gross-Price Euro (€)
S	630	6	1/8" NPT				GE-S-06-1/8"-NPT-OMD	8,41	
S	630	6	1/4" NPT				GE-S-06-1/4"-NPT-OMD	8,77	
S	630	6	3/8" NPT				GE-S-06-3/8"-NPT-OMD	14,08	
S	630	6	1/2" NPT				GE-S-06-1/2"-NPT-OMD	13,83	
S	630	8	1/8" NPT				GE-S-08-1/8"-NPT-OMD	11,07	
S	630	8	1/4" NPT				GE-S-08-1/4"-NPT-OMD	10,30	
S	630	8	3/8" NPT				GE-S-08-3/8"-NPT-OMD	11,40	
S	630	8	1/2" NPT				GE-S-08-1/2"-NPT-OMD	14,29	
S	630	10	1/8" NPT				GE-S-10-1/8"-NPT-OMD	12,37	
S	630	10	1/4" NPT				GE-S-10-1/4"-NPT-OMD	11,70	
S	630	10	3/8" NPT				GE-S-10-3/8"-NPT-OMD	12,17	
S	630	10	1/2" NPT				GE-S-10-1/2"-NPT-OMD	14,34	
S	400	10	3/4" NPT				GE-S-10-3/4"-NPT-OMD	17,13	
S	630	12	1/4" NPT				GE-S-12-1/4"-NPT-OMD	12,99	
S	630	12	3/8" NPT				GE-S-12-3/8"-NPT-OMD	13,93	
S	630	12	1/2" NPT				GE-S-12-1/2"-NPT-OMD	13,19	
S	400	12	3/4" NPT				GE-S-12-3/4"-NPT-OMD	17,28	
S	630	14	3/8" NPT				GE-S-14-3/8"-NPT-OMD	14,44	
S	630	14	1/2" NPT				GE-S-14-1/2"-NPT-OMD	18,03	
S	400	14	3/4" NPT				GE-S-14-3/4"-NPT-OMD	18,22	
S	400	16	3/8" NPT				GE-S-16-3/8"-NPT-OMD	19,60	
S	400	16	1/2" NPT				GE-S-16-1/2"-NPT-OMD	21,19	
S	400	16	3/4" NPT				GE-S-16-3/4"-NPT-OMD	21,70	
S	400	16	1" NPT				GE-S-16-1"-NPT-OMD	25,41	
S	400	20	3/8" NPT				GE-S-20-3/8"-NPT-OMD	27,28	
S	400	20	1/2" NPT				GE-S-20-1/2"-NPT-OMD	26,23	
S	400	20	3/4" NPT				GE-S-20-3/4"-NPT-OMD	28,49	
S	400	20	1" NPT				GE-S-20-1"-NPT-OMD	35,16	
S	400	20	1 1/4" NPT				GE-S-20-1 1/4"-NPT-OMD	52,82	
S	400	25	1/2" NPT				GE-S-25-1/2"-NPT-OMD	42,74	
S	400	25	3/4" NPT				GE-S-25-3/4"-NPT-OMD	39,67	
S	400	25	1" NPT				GE-S-25-1"-NPT-OMD	39,67	
S	400	25	1 1/4" NPT				GE-S-25-1 1/4"-NPT-OMD	45,29	
S	400	30	3/4" NPT				GE-S-30-3/4"-NPT-OMD	55,81	
S	400	30	1" NPT				GE-S-30-1"-NPT-OMD	59,39	
S	400	30	1 1/4" NPT				GE-S-30-1 1/4"-NPT-OMD	55,81	
S	315	30	1 1/2" NPT				GE-S-30-1 1/2"-NPT-OMD	66,04	
S	315	38	1" NPT				GE-S-38-1"-NPT-OMD	83,23	
S	315	38	1 1/4" NPT				GE-S-38-1 1/4"-NPT-OMD	83,23	
S	315	38	1 1/2" NPT				GE-S-38-1 1/2"-NPT-OMD	80,68	



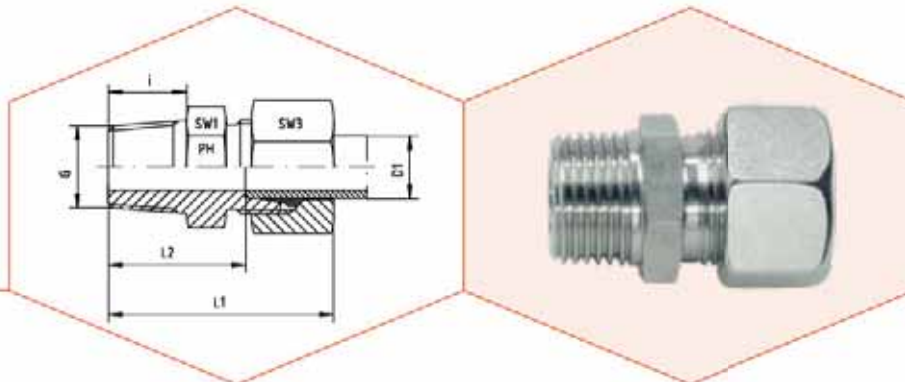
Gerade Einschraubverschraubungen  
LL- und L-Reihe  
Einschraubgewinde: Whitworth-Rohrgewinde - Kegelig  
Andere Sprunggrößen auf Anfrage!

Male Stud Couplings  
LL- and L-Series  
Thread: BSP - Taper  
Other jump sizes on request!

Reihe Series	Druck Pressure PN	Rohr A.D. Tube O.D. D1	Gewinde Thread G	Ca. Maße Approx. Dimensions					Bestellzeichen Order-Code Standard	Brutto-Preis Gross-Price Euro (€)
				L1	L2	i	SW1	SW3		
LL	100	4	R 1/8" keg	26	16,0	8	11	10	GE-LL-04-R 1/8"-k	8,16
LL	100	6	R 1/8" keg	26	14,5	8	11	12	GE-LL-06-R 1/8"-k	9,00
LL	100	6	R 1/4" keg	31	18,5	12	14	12	GE-LL-06-R 1/4"-k	9,71
LL	100	8	R 1/8" keg	28	16,5	8	12	14	GE-LL-08-R 1/8"-k	9,71
LL	100	8	R 1/4" keg	32	20,5	12	14	12	GE-LL-08-R 1/4"-k	10,74

Reihe Series	Druck Pressure PN	Rohr A.D. Tube O.D. D1	Gewinde Thread G	Ca. Maße Approx. Dimensions					Bestellzeichen Order-Code Standard	Brutto-Preis Gross-Price Euro (€)
				L1	L2	i	SW1	SW3		
L	315	6	R 1/8" keg	30	15,0	8	14	14	GE-L-06-R 1/8"-k	10,43
L	315	6	R 1/4" keg	35	20,0	12	17	14	GE-L-06-R 1/4"-k	10,15
L	315	6	R 3/8" keg	36	21,0	12	17	14	GE-L-06-R 3/8"-k	11,76
L	315	6	R 1/2" keg	40	23,0	14	22	14	GE-L-06-R 1/2"-k	15,31
L	315	8	R 1/8" keg	31	16,0	8	14	17	GE-L-08-R 1/8"-k	11,15
L	315	8	R 1/4" keg	35	20,0	12	17	17	GE-L-08-R 1/4"-k	10,40
L	315	8	R 3/8" keg	35	20,0	12	17	17	GE-L-08-R 3/8"-k	12,09
L	315	8	R 1/2" keg	38	22,0	14	22	17	GE-L-08-R 1/2"-k	18,05
L	315	10	R 1/8" keg	32	17,0	8	17	19	GE-L-10-R 1/8"-k	12,73
L	315	10	R 1/4" keg	36	21,0	12	17	19	GE-L-10-R 1/4"-k	12,07
L	315	10	R 3/8" keg	36	21,0	12	17	19	GE-L-10-R 3/8"-k	12,58
L	315	10	R 1/2" keg	39	24,0	14	22	19	GE-L-10-R 1/2"-k	17,44
L	315	12	R 1/8" keg			8	19	22	GE-L-12-R 1/8"-k	15,75
L	315	12	R 1/4" keg	37	22,0	12	19	22	GE-L-12-R 1/4"-k	14,70
L	315	12	R 3/8" keg	37	22,0	12	19	22	GE-L-12-R 3/8"-k	14,70
L	315	12	R 1/2" keg	39	24,0	14	22	22	GE-L-12-R 1/2"-k	16,62
L	160	12	R 3/4" keg			16	27	22	GE-L-12-R 3/4"-k	25,65
L	315	15	R 1/4" keg			12	24	27	GE-L-15-R 1/4"-k	19,90
L	315	15	R 3/8" keg	38	23,0	12	24	27	GE-L-15-R 3/8"-k	18,87
L	315	15	R 1/2" keg	40	25,0	14	24	27	GE-L-15-R 1/2"-k	18,82
L	160	15	R 3/4" keg			16	27	27	GE-L-15-R 3/4"-k	26,50
L	315	18	R 3/8" keg	42	23,5	12	27	32	GE-L-18-R 3/8"-k	24,54
L	315	18	R 1/2" keg	42	25,5	14	27	32	GE-L-18-R 1/2"-k	24,54
L	160	18	R 3/4" keg	47	27,5	16	27	32	GE-L-18-R 3/4"-k	31,90
L	160	22	R 3/8" keg	46	25,5	12	32	36	GE-L-22-R 3/8"-k	34,72
L	160	22	R 1/2" keg	46	25,5	14	32	36	GE-L-22-R 1/2"-k	32,98
L	160	22	R 3/4" keg	46	29,5	16	32	36	GE-L-22-R 3/4"-k	32,98
L	160	22	R 1" keg	50	31,5	18	36	36	GE-L-22-R 1"-k	53,43
L	160	28	R 1/2" keg			14	41	41	GE-L-28-R 1/2"-k	53,94
L	160	28	R 3/4" keg	48	30,5	16	41	41	GE-L-28-R 3/4"-k	53,94
L	160	28	R 1" keg	49	32,5	18	41	41	GE-L-28-R 1"-k	53,94
L	160	28	R 1 1/4" keg	49	30,5	20	46	41	GE-L-28-R 1 1/4"-k	72,60
L	160	35	R 1" keg	51	27,5	18	46	50	GE-L-35-R 1"-k	73,63
L	160	35	R 1 1/4" keg	56	34,5	20	46	50	GE-L-35-R 1 1/4"-k	73,63
L	160	35	R 1 1/2" keg			22	50	50	GE-L-35-R 1 1/2"-k	*
L	160	42	R 1 1/4" keg	55	31,0	20	55	60	GE-L-42-R 1 1/4"-k	91,52
L	160	42	R 1 1/2" keg	61	38,0	22	55	60	GE-L-42-R 1 1/2"-k	89,48

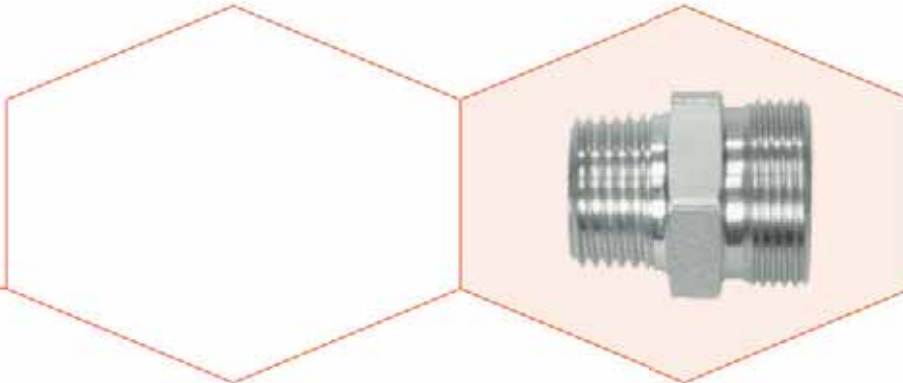




**Gerade Einschraubverschraubungen**  
L-Reihe  
Einschraubgewinde: Whitworth-Rohrgewinde - Kegelig  
Andere Sprunggrößen auf Anfrage!

**Male Stud Couplings**  
L-Series  
Thread: RSP - Taper  
Other jump sizes on request!

Reihe Series	Druck Pressura PN	Rohr A.D. Tube O.D. D1	Gewinde Thread G	Ca. Maße Approx. Dimensions					Bestellzeichen Order-Code SC	Brutto-Preis Gross-Preis Euro (€)
				L1	L2	I	SW1	SW3		
L	315	6	R 1/8" keg	30	15,0	8	14	14	GE-L-06-R 1/8"-k-SC	10,75
L	315	6	R 1/4" keg	35	20,0	12	17	14	GE-L-06-R 1/4"-k-SC	10,47
L	315	6	R 3/8" keg	36	21,0	12	17	14	GE-L-06-R 3/8"-k-SC	12,08
L	315	6	R 1/2" keg	40	23,0	14	22	14	GE-L-06-R 1/2"-k-SC	15,63
L	315	8	R 1/8" keg	31	16,0	8	14	17	GE-L-08-R 1/8"-k-SC	11,59
L	315	8	R 1/4" keg	35	20,0	12	17	17	GE-L-08-R 1/4"-k-SC	10,84
L	315	8	R 3/8" keg	35	20,0	12	17	17	GE-L-08-R 3/8"-k-SC	12,53
L	315	8	R 1/2" keg	38	22,0	14	22	17	GE-L-08-R 1/2"-k-SC	16,49
L	315	10	R 1/8" keg	32	17,0	8	17	19	GE-L-10-R 1/8"-k-SC	13,17
L	315	10	R 1/4" keg	36	21,0	12	17	19	GE-L-10-R 1/4"-k-SC	12,51
L	315	10	R 3/8" keg	36	21,0	12	17	19	GE-L-10-R 3/8"-k-SC	13,02
L	315	10	R 1/2" keg	39	24,0	14	22	19	GE-L-10-R 1/2"-k-SC	17,88
L	315	12	R 1/8" keg			8	19	22	GE-L-12-R 1/8"-k-SC	16,31
L	315	12	R 1/4" keg	37	22,0	12	19	22	GE-L-12-R 1/4"-k-SC	15,26
L	315	12	R 3/8" keg	37	22,0	12	19	22	GE-L-12-R 3/8"-k-SC	15,26
L	315	12	R 1/2" keg	39	24,0	14	22	22	GE-L-12-R 1/2"-k-SC	17,18
L	160	12	R 3/4" keg			16	27	22	GE-L-12-R 3/4"-k-SC	26,21
L	315	15	R 1/4" keg			12	24	27	GE-L-15-R 1/4"-k-SC	20,98
L	315	15	R 3/8" keg	38	23,0	12	24	27	GE-L-15-R 3/8"-k-SC	19,95
L	315	15	R 1/2" keg	40	25,0	14	24	27	GE-L-15-R 1/2"-k-SC	19,90
L	160	15	R 3/4" keg			16	27	27	GE-L-15-R 3/4"-k-SC	27,58
L	315	18	R 3/8" keg	42	23,5	12	27	32	GE-L-18-R 3/8"-k-SC	26,18
L	315	18	R 1/2" keg	42	25,5	14	27	32	GE-L-18-R 1/2"-k-SC	28,18
L	160	18	R 3/4" keg	47	27,5	16	27	32	GE-L-18-R 3/4"-k-SC	33,54
L	160	22	R 3/8" keg	46	25,5	12	32	36	GE-L-22-R 3/8"-k-SC	36,48
L	160	22	R 1/2" keg	46	25,5	14	32	36	GE-L-22-R 1/2"-k-SC	34,74
L	160	22	R 3/4" keg	46	29,5	16	32	36	GE-L-22-R 3/4"-k-SC	34,74
L	160	22	R 1" keg	50	31,5	18	36	36	GE-L-22-R 1"-k-SC	55,19
L	160	28	R 1/2" keg			14	41	41	GE-L-28-R 1/2"-k-SC	55,94
L	160	28	R 3/4" keg	49	30,5	16	41	41	GE-L-28-R 3/4"-k-SC	55,94
L	160	28	R 1" keg	49	32,5	18	41	41	GE-L-28-R 1"-k-SC	55,94
L	180	28	R 1 1/4" keg	49	30,5	20	46	41	GE-L-28-R 1 1/4"-k-SC	74,60
L	180	35	R 1" keg	51	27,5	18	46	50	GE-L-35-R 1"-k-SC	77,35
L	180	35	R 1 1/4" keg	56	34,5	20	46	50	GE-L-35-R 1 1/4"-k-SC	77,35
L	160	35	R 1 1/2" keg			22	50	50	GE-L-35-R 1 1/2"-k-SC	*
L	160	42	R 1 1/4" keg	55	31,0	20	55	60	GE-L-42-R 1 1/4"-k-SC	95,84
L	180	42	R 1 1/2" keg	61	38,0	22	55	60	GE-L-42-R 1 1/2"-k-SC	93,80



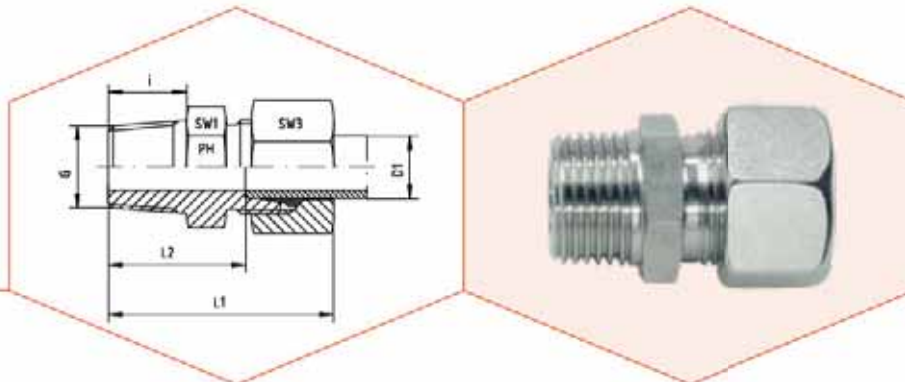
**Gerade Einschraubverschraubungsstutzen**  
 LL- und L-Reihe  
 Einschraubgewinde: Whitworth-Rohrgewinde - Kegelig  
 Andere Sprunggrößen auf Anfrage!

**Male Stud Coupling Bodies**  
 LL- and L-Series  
 Thread: BSP - Taper  
 Other jump sizes on request!

Reihe Series	Druck Pressure PN	Rohr A.D. Tube O.D. D1	Gewinde Thread G	Ca. Maße Approx. Dimensions				Bestellzeichen Order-Code OMD	Brutto-Preis Gross-Price Euro (€)
LL	100	4	R 1/8" keg					GE-LL-04-R 1/8"-k-OMD	5,50
LL	100	6	R 1/8" keg					GE-LL-06-R 1/8"-k-OMD	5,96
LL	100	6	R 1/4" keg					GE-LL-06-R 1/4"-k-OMD	6,67
LL	100	8	R 1/8" keg					GE-LL-08-R 1/8"-k-OMD	8,21
LL	100	8	R 1/4" keg					GE-LL-08-R 1/4"-k-OMD	7,24

Reihe Series	Druck Pressure PN	Rohr A.D. Tube O.D. D1	Gewinde Thread G	Ca. Maße Approx. Dimensions				Bestellzeichen Order-Code OMD	Brutto-Preis Gross-Price Euro (€)
L	315	6	R 1/8" keg					GE-L-06-R 1/8"-k-OMD	8,12
L	315	6	R 1/4" keg					GE-L-06-R 1/4"-k-OMD	7,84
L	315	6	R 3/8" keg					GE-L-06-R 3/8"-k-OMD	9,45
L	315	6	R 1/2" keg					GE-L-06-R 1/2"-k-OMD	13,00
L	315	8	R 1/8" keg					GE-L-08-R 1/8"-k-OMD	8,35
L	315	8	R 1/4" keg					GE-L-08-R 1/4"-k-OMD	7,60
L	315	8	R 3/8" keg					GE-L-08-R 3/8"-k-OMD	9,29
L	315	8	R 1/2" keg					GE-L-08-R 1/2"-k-OMD	13,25
L	315	10	R 1/8" keg					GE-L-10-R 1/8"-k-OMD	9,37
L	315	10	R 1/4" keg					GE-L-10-R 1/4"-k-OMD	8,71
L	315	10	R 3/8" keg					GE-L-10-R 3/8"-k-OMD	9,22
L	315	10	R 1/2" keg					GE-L-10-R 1/2"-k-OMD	14,08
L	315	12	R 1/8" keg					GE-L-12-R 1/8"-k-OMD	11,86
L	315	12	R 1/4" keg					GE-L-12-R 1/4"-k-OMD	10,81
L	315	12	R 3/8" keg					GE-L-12-R 3/8"-k-OMD	10,81
L	315	12	R 1/2" keg					GE-L-12-R 1/2"-k-OMD	12,73
L	160	12	R 3/4" keg					GE-L-12-R 3/4"-k-OMD	21,76
L	315	15	R 1/4" keg					GE-L-15-R 1/4"-k-OMD	14,76
L	315	15	R 3/8" keg					GE-L-15-R 3/8"-k-OMD	13,73
L	315	15	R 1/2" keg					GE-L-15-R 1/2"-k-OMD	13,68
L	160	15	R 3/4" keg					GE-L-15-R 3/4"-k-OMD	21,38
L	315	18	R 3/8" keg					GE-L-18-R 3/8"-k-OMD	15,92
L	315	18	R 1/2" keg					GE-L-18-R 1/2"-k-OMD	15,92
L	160	18	R 3/4" keg					GE-L-18-R 3/4"-k-OMD	23,28
L	160	22	R 3/8" keg					GE-L-22-R 3/8"-k-OMD	24,41
L	160	22	R 1/2" keg					GE-L-22-R 1/2"-k-OMD	22,67
L	160	22	R 3/4" keg					GE-L-22-R 3/4"-k-OMD	22,67
L	160	22	R 1" keg					GE-L-22-R 1"-k-OMD	43,12
L	160	28	R 1/2" keg					GE-L-28-R 1/2"-k-OMD	38,09
L	160	28	R 3/4" keg					GE-L-28-R 3/4"-k-OMD	38,09
L	160	28	R 1" keg					GE-L-28-R 1"-k-OMD	39,09
L	160	28	R 1 1/4" keg					GE-L-28-R 1 1/4"-k-OMD	57,75
L	160	35	R 1" keg					GE-L-35-R 1"-k-OMD	52,52
L	160	35	R 1 1/4" keg					GE-L-35-R 1 1/4"-k-OMD	52,52
L	160	35	R 1 1/2" keg					GE-L-35-R 1 1/2"-k-OMD	*
L	160	42	R 1 1/4" keg					GE-L-42-R 1 1/4"-k-OMD	64,09
L	160	42	R 1 1/2" keg					GE-L-42-R 1 1/2"-k-OMD	62,05





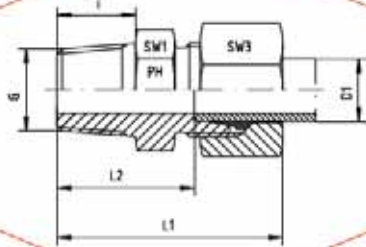
**Gerade Einschraubverschraubungen**  
S-Reihe  
Einschraubgewinde: Whitworth-Rohrgewinde - Kegelig  
Andere Sprunggrößen auf Anfrage!

**Male Stud Couplings**  
S-Series  
Thread: BSP - Taper  
Other jump sizes on request!

Reihe Series	Druck Pressure PN <sup>(1)</sup>	Rohr A.D. Tube O.D. D1	Gewinde Thread G	Ca. Maße Approx. Dimensions					Bestellzeichen Order-Code Standard	Brutto-Preis Gross-Price Euro (€)
				L1	L2	I	SW1	SW3		
S	630	6	R 1/8" keg			8	17	17	GE-S-06-R 1/8"-k	11,20
S	630	6	R 1/4" keg	40,0	25,0	12	17	17	GE-S-06-R 1/4"-k	11,56
S	630	6	R 3/8" keg	40,0	25,0	12	17	17	GE-S-06-R 3/8"-k	14,40
S	630	8	R 1/8" keg			8	17	19	GE-S-08-R 1/8"-k	*
S	630	8	R 1/4" keg	40,0	25,0	12	17	19	GE-S-08-R 1/4"-k	13,50
S	630	8	R 3/8" keg	40,0	25,0	12	19	19	GE-S-08-R 3/8"-k	14,60
S	630	10	R 1/4" keg	41,0	25,0	12	19	22	GE-S-10-R 1/4"-k	15,64
S	630	10	R 3/8" keg	41,0	25,0	12	19	22	GE-S-10-R 3/8"-k	16,11
S	630	10	R 1/2" keg			14	22	22	GE-S-10-R 1/2"-k	*
S	630	12	R 1/4" keg	43,0	28,5	12	22	24	GE-S-12-R 1/4"-k	*
S	630	12	R 3/8" keg	42,0	25,0	12	22	24	GE-S-12-R 3/8"-k	18,38
S	630	12	R 1/2" keg			14	22	24	GE-S-12-R 1/2"-k	17,64
S	630	14	R 3/8" keg			12	24	27	GE-S-14-R 3/8"-k	*
S	630	14	R 1/2" keg	50,5	32,0	14	24	27	GE-S-14-R 1/2"-k	21,53
S	400	16	R 3/8" keg	48,0	28,5	12	27	30	GE-S-16-R 3/8"-k	27,81
S	400	16	R 1/2" keg	49,0	29,0	14	27	30	GE-S-16-R 1/2"-k	29,40
S	400	16	R 3/4" keg	53,0	31,5	16	27	30	GE-S-16-R 3/4"-k	39,80
S	400	20	R 1/2" keg	54,0	29,5	14	32	36	GE-S-20-R 1/2"-k	36,81
S	400	20	R 3/4" keg	55,0	33,5	16	32	36	GE-S-20-R 3/4"-k	37,07
S	160	20	R 1" keg			18	36	36	GE-S-20-R 1"-k	*
S	160	25	R 3/4" keg			16	41	46	GE-S-25-R 3/4"-k	*
S	160	25	R 1" keg	59,0	33,0	18	41	46	GE-S-25-R 1"-k	58,29
S	160	30	R 1 1/4" keg	63,0	35,5	20	46	50	GE-S-30-R 1 1/4"-k	79,25
S	160	38	R 1 1/2" keg	81,0	49,0	22	55	60	GE-S-38-R 1 1/2"-k	112,49

<sup>(1)</sup> Die angegebenen Druckstufen sind nur gültig, wenn die Einschraublöcher mit kegeligem Gewinde vorhanden sind.

<sup>(1)</sup> The pressure rates are only valid, if the female parts are with tapered threads, too.



**Gerade Einschraubverschraubungen**

S-Reihe  
Einschraubgewinde: Whitworth-Rohrgewinde - Kegelig  
Andere Sprunggrößen auf Anfrage!

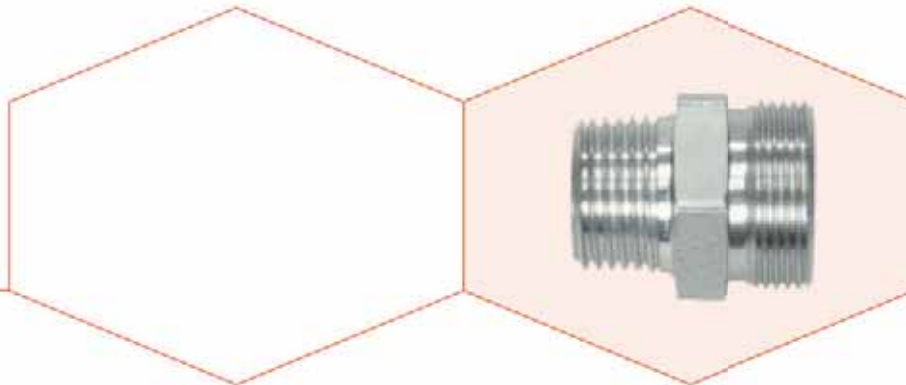
**Male Stud Couplings**

S-Series  
Thread: BSP - Taper  
Other jump sizes on request!

Reihe Series	Druck Pressure PN <sup>(1)</sup>	Rohr A.D. Tube O.D. D1	Gewinde Thread G	Ca. Maße Approx. Dimensions					Bestellzeichen Order-Code SC	Brutto-Preis Gross-Price Euro (€)
				L1	L2	I	SW1	SW3		
S	630	6	R 1/8" keg			8	17	17	GE-S-06-R 1/8"-k-SC	*
S	630	6	R 1/4" keg	40,0	25,0	12	17	17	GE-S-06-R 1/4"-k-SC	12,00
S	630	6	R 3/8" keg	40,0	25,0	12	17	17	GE-S-06-R 3/8"-k-SC	14,97
S	630	8	R 1/8" keg			8	17	19	GE-S-08-R 1/8"-k-SC	*
S	630	8	R 1/4" keg	40,0	25,0	12	17	19	GE-S-08-R 1/4"-k-SC	13,94
S	630	8	R 3/8" keg	40,0	25,0	12	19	19	GE-S-08-R 3/8"-k-SC	15,04
S	630	10	R 1/4" keg	41,0	25,0	12	19	22	GE-S-10-R 1/4"-k-SC	16,20
S	630	10	R 3/8" keg	41,0	25,0	12	19	22	GE-S-10-R 3/8"-k-SC	16,67
S	630	10	R 1/2" keg			14	22	22	GE-S-10-R 1/2"-k-SC	*
S	630	12	R 1/4" keg	43,0	26,5	12	22	24	GE-S-12-R 1/4"-k-SC	*
S	630	12	R 3/8" keg	42,0	25,0	12	22	24	GE-S-12-R 3/8"-k-SC	19,22
S	630	12	R 1/2" keg			14	22	24	GE-S-12-R 1/2"-k-SC	18,48
S	630	14	R 3/8" keg			12	24	27	GE-S-14-R 3/8"-k-SC	*
S	630	14	R 1/2" keg	50,5	32,0	14	24	27	GE-S-14-R 1/2"-k-SC	23,09
S	400	16	R 3/8" keg	48,0	28,5	12	27	30	GE-S-16-R 3/8"-k-SC	29,37
S	400	16	R 1/2" keg	49,0	29,0	14	27	30	GE-S-16-R 1/2"-k-SC	30,96
S	400	16	R 3/4" keg	53,0	31,5	16	27	30	GE-S-16-R 3/4"-k-SC	41,78
S	400	20	R 1/2" keg	54,0	29,5	14	32	36	GE-S-20-R 1/2"-k-SC	38,69
S	400	20	R 3/4" keg	55,0	33,5	16	32	36	GE-S-20-R 3/4"-k-SC	38,95
S	160	20	R 1" keg			18	36	36	GE-S-20-R 1"-k-SC	*
S	160	25	R 3/4" keg			16	41	46	GE-S-25-R 3/4"-k-SC	*
S	160	25	R 1" keg	59,0	33,0	18	41	46	GE-S-25-R 1"-k-SC	61,29
S	160	30	R 1 1/4" keg	63,0	35,5	20	46	50	GE-S-30-R 1 1/4"-k-SC	83,41
S	160	38	R 1 1/2" keg	81,0	49,0	22	55	60	GE-S-38-R 1 1/2"-k-SC	*

<sup>(1)</sup> Die angegebenen Druckstufen sind nur gültig, wenn die Einschraublöcher mit kegeligem Gewinde vorhanden sind.  
<sup>(1)</sup> The pressure rates are only valid, if the female parts are with tapered threads, too.



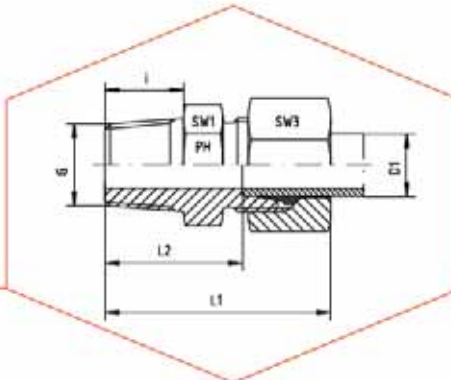


**Gerade Einschraubverschraubungstutzen**  
S-Reihe  
Einschraubgewinde: Whitworth-Rohrgewinde - Kegelig  
Andere Sprunggrößen auf Anfrage!

**Male Stud Coupling Bodies**  
S-Series  
Thread: BSP - Taper  
Other jump sizes on request!

Reihe Series	Druck Pressure PN <sup>(1)</sup>	Rohr A.D. Tube O.D. D1	Gewinde Thread G	Ca. Maße Approx. Dimensions				Bestellzeichen Order-Code OMD	Brutto-Preis Gross-Price Euro (€)
S	630	6	R 1/8" keg					GE-S-06-R 1/8"-k-OMD	*
S	630	6	R 1/4" keg					GE-S-06-R 1/4"-k-OMD	8,77
S	630	6	R 3/8" keg					GE-S-06-R 3/8"-k-OMD	11,61
S	630	8	R 1/8" keg					GE-S-08-R 1/8"-k-OMD	*
S	630	8	R 1/4" keg					GE-S-08-R 1/4"-k-OMD	10,30
S	630	8	R 3/8" keg					GE-S-08-R 3/8"-k-OMD	11,40
S	630	10	R 1/4" keg					GE-S-10-R 1/4"-k-OMD	11,70
S	630	10	R 3/8" keg					GE-S-10-R 3/8"-k-OMD	12,17
S	630	10	R 1/2" keg					GE-S-10-R 1/2"-k-OMD	*
S	630	12	R 1/4" keg					GE-S-12-R 1/4"-k-OMD	*
S	630	12	R 3/8" keg					GE-S-12-R 3/8"-k-OMD	13,93
S	630	12	R 1/2" keg					GE-S-12-R 1/2"-k-OMD	13,19
S	630	14	R 3/8" keg					GE-S-14-R 3/8"-k-OMD	*
S	630	14	R 1/2" keg					GE-S-14-R 1/2"-k-OMD	16,03
S	400	16	R 3/8" keg					GE-S-16-R 3/8"-k-OMD	19,60
S	400	16	R 1/2" keg					GE-S-16-R 1/2"-k-OMD	21,19
S	400	16	R 3/4" keg					GE-S-16-R 3/4"-k-OMD	31,59
S	400	20	R 1/2" keg					GE-S-20-R 1/2"-k-OMD	26,23
S	400	20	R 3/4" keg					GE-S-20-R 3/4"-k-OMD	26,49
S	160	20	R 1" keg					GE-S-20-R 1"-k-OMD	*
S	160	25	R 3/4" keg					GE-S-25-R 3/4"-k-OMD	*
S	160	25	R 1" keg					GE-S-25-R 1"-k-OMD	39,67
S	160	30	R 1 1/4" keg					GE-S-30-R 1 1/4"-k-OMD	55,81
S	160	38	R 1 1/2" keg					GE-S-38-R 1 1/2"-k-OMD	*

<sup>(1)</sup> Die angegebenen Druckstufen sind nur gültig, wenn die Einschraublöcher mit kegeligem Gewinde vorhanden sind.  
<sup>(1)</sup> The pressure rates are only valid, if the female parts are with tapered threads, too.



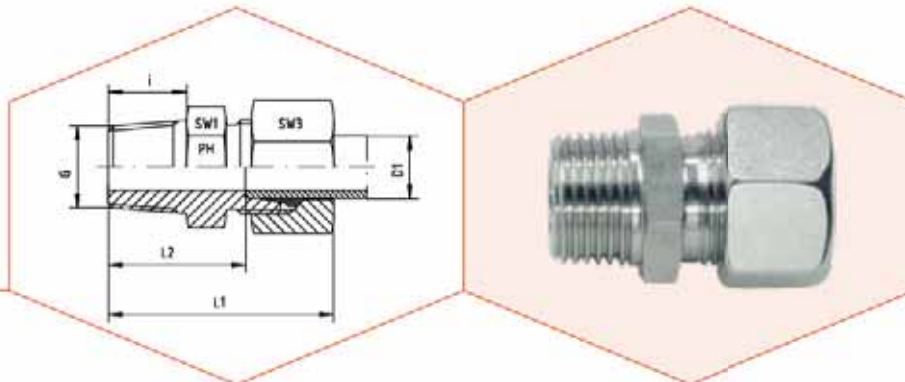
**Gerade Einschraubverschraubungen**  
 LL- und L-Reihe  
 Einschraubgewinde: Metrisches Feingewinde - Kegelig

**Male Stud Couplings**  
 LL- and L-Series  
 Thread: Metric - Taper

Reihe Series	Druck Pressure PN	Rohr A.D. Tube O.D. D1	Gewinde Thread G	Ca. Maße Approx. Dimensions					Bestellzeichen Order-Code Standard	Brutto-Preis Gross-Price Euro (€)
				L1	L2	i	SW1	SW3		
LL	100	4	M 6 x 1 keg	26,0	16,0	8	10	10	GE-LL-04-M 6x1-k	8,41
LL	100	4	M 8 x 1 keg	26,0	16,0	8	10	10	GE-LL-04-M 8x1-k	8,41
LL	100	4	M 10 x 1 keg	26,0	16,0	8	11	10	GE-LL-04-M 10x1-k	8,95
LL	100	6	M 6 x 1 keg	28,0	14,5	8	11	12	GE-LL-06-M 6x1-k	9,31
LL	100	6	M 8 x 1 keg	26,0	14,5	8	11	12	GE-LL-06-M 8x1-k	9,31
LL	100	6	M 10 x 1 keg	26,0	14,5	8	11	12	GE-LL-06-M 10x1-k	9,31
LL	100	8	M 6 x 1 keg	28,0	16,5	8	12	14	GE-LL-08-M 6x1-k	10,02
LL	100	8	M 8 x 1 keg	28,0	16,5	8	12	14	GE-LL-08-M 8x1-k	10,02
LL	100	8	M 10 x 1 keg	28,0	16,5	8	12	14	GE-LL-08-M 10x1-k	10,02

Reihe Series	Druck Pressure PN	Rohr A.D. Tube O.D. D1	Gewinde Thread G	Ca. Maße Approx. Dimensions					Bestellzeichen Order-Code Standard	Brutto-Preis Gross-Price Euro (€)
				L1	L2	i	SW1	SW3		
L	315	6	M 10 x 1 keg	30,5	16,0	8	14	14	GE-L-06-M 10x1-k	9,71
L	315	8	M 12 x 1,5 keg	35,0	20,0	12	17	17	GE-L-08-M 12x1,5-k	10,48
L	315	10	M 14 x 1,5 keg	36,0	21,0	12	17	19	GE-L-10-M 14x1,5-k	12,02
L	315	12	M 16 x 1,5 keg	37,0	22,0	12	19	22	GE-L-12-M 16x1,5-k	14,62
L	315	15	M 18 x 1,5 keg	40,0	23,0	12	24	27	GE-L-15-M 18x1,5-k	15,59
L	315	18	M 22 x 1,5 keg	42,0	25,5	14	27	32	GE-L-18-M 22x1,5-k	25,80

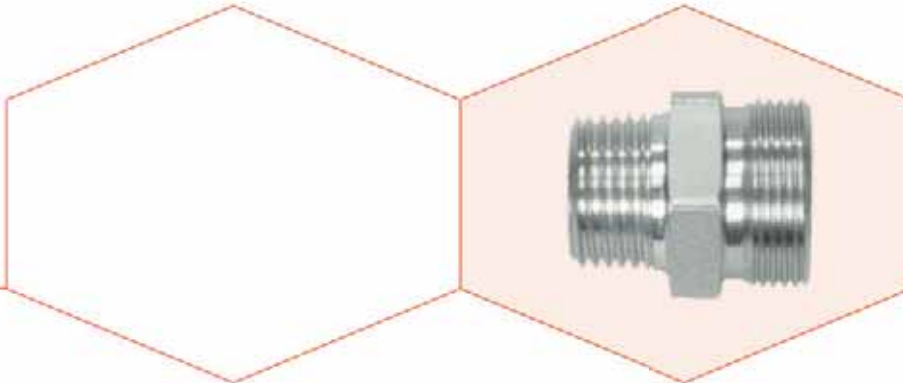




**Gerade Einschraubverschraubungen**  
L-Reihe  
Einschraubgewinde: Metrisches Feingewinde - Kegelig

**Male Stud Couplings**  
L-Series  
Thread: Metric - Taper

Reihe Series	Druck Pressure PN	Rohr A.D. Tube O.D. D1	Gewinde Thread G	Ca. Maße Approx. Dimensions					Bestellzeichen Order-Code SC	Brutto-Preis Gross-Price Euro (€)
				L1	L2	I	SW1	SW3		
L	315	6	M 10 x 1 keg	30,5	16,0	8	14	14	GE-L-06-M 10x1-k-SC	10,03
L	315	8	M 12 x 1,5 keg	35,0	20,0	12	17	17	GE-L-08-M 12x1,5-k-SC	10,92
L	315	10	M 14 x 1,5 keg	36,0	21,0	12	17	19	GE-L-10-M 14x1,5-k-SC	12,46
L	315	12	M 16 x 1,5 keg	37,0	22,0	12	19	22	GE-L-12-M 16x1,5-k-SC	15,18
L	315	15	M 18 x 1,5 keg	40,0	23,0	12	24	27	GE-L-15-M 18x1,5-k-SC	16,67
L	315	18	M 22 x 1,5 keg	42,0	25,5	14	27	32	GE-L-18-M 22x1,5-k-SC	27,44



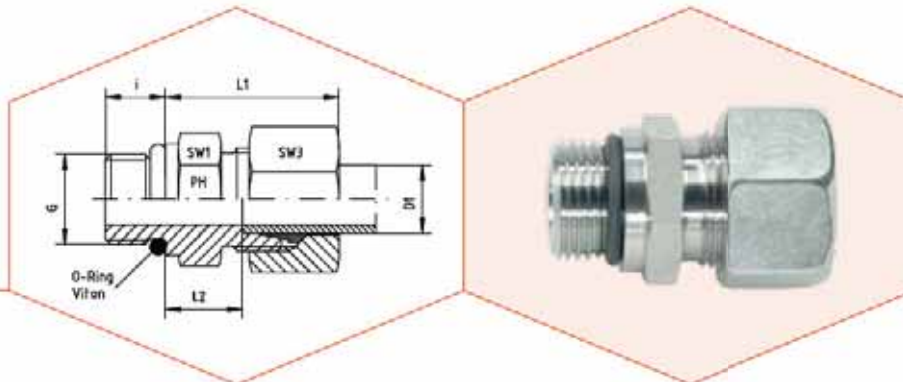
Gerade Einschraubverschraubungsstutzen  
LL- und L-Reihe  
Einschraubgewinde: Metrisches Feingewinde - Kegelig

*Male Stud Coupling Bodies*  
*LL- and L-Series*  
*Thread: Metric - Taper*

Reihe Series	Druck Pressure PN	Rohr A.D. Tube O.D. D1	Gewinde Thread G	Ca. Maße Approx. Dimensions				Bestellzeichen Order-Code OMD	Brutto-Preis Gross-Price Euro (€)
LL	100	4	M 6 x 1 keg					GE-LL-04-M 6x1-k-OMD	5,75
LL	100	4	M 8 x 1 keg					GE-LL-04-M 8x1-k-OMD	5,75
LL	100	4	M 10 x 1 keg					GE-LL-04-M 10x1-k-OMD	6,29
LL	100	6	M 6 x 1 keg					GE-LL-06-M 6x1-k-OMD	6,27
LL	100	6	M 8 x 1 keg					GE-LL-06-M 8x1-k-OMD	6,27
LL	100	6	M 10 x 1 keg					GE-LL-06-M 10x1-k-OMD	6,27
LL	100	8	M 6 x 1 keg					GE-LL-08-M 6x1-k-OMD	6,52
LL	100	8	M 8 x 1 keg					GE-LL-08-M 8x1-k-OMD	6,52
LL	100	8	M 10 x 1 keg					GE-LL-08-M 10x1-k-OMD	6,52

Reihe Series	Druck Pressure PN	Rohr A.D. Tube O.D. D1	Gewinde Thread G	Ca. Maße Approx. Dimensions				Bestellzeichen Order-Code OMD	Brutto-Preis Gross-Price Euro (€)
L	315	6	M 10 x 1 keg					GE-L-06-M 10x1-k-OMD	7,40
L	315	8	M 12 x 1,5 keg					GE-L-08-M 12x1,5-k-OMD	7,68
L	315	10	M 14 x 1,5 keg					GE-L-10-M 14x1,5-k-OMD	8,66
L	315	12	M 16 x 1,5 keg					GE-L-12-M 16x1,5-k-OMD	10,73
L	315	15	M 18 x 1,5 keg					GE-L-15-M 18x1,5-k-OMD	10,45
L	315	18	M 22 x 1,5 keg					GE-L-18-M 22x1,5-k-OMD	17,18

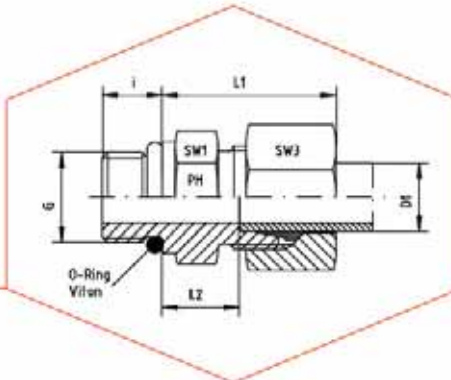




**Gerade Einschraubverschraubungen**  
L-Reihe  
Einschraubgewinde: UNF (ASA B 1.1 - 1960)  
Abdichtung durch Runddichtring (O-Ring) - SAE J 514  
**Achtung: Spezielle Gewindeauslenkung erforderlich.**  
Andere Sprunggrößen auf Anfrage!

**Male Stud Couplings**  
L-Series  
Thread: UNF (ASA B 1.1 - 1960)  
Sealing by O-ring in Thread Undercut - SAE J 514  
**Note: A special part shape must be machined.**  
Other jump sizes on request!

Reihe Series	Druck Pressure PN	Rohr A. D. Tube O. D. D1	Gewinde Thread G	Ca. Maße Approx. Dimensions					O-Ring O-ring	Bestellzeichen Order-Code Standard	Brutto-Preis Gross-Price Euro (€)
				L1	L2	i	SW1	SW3			
L	315	6	7/16"-20 UNF	23,5	9,0	9,2	17	14	8,92 x 1,83	GE-L-06-7/16"-UNF	22,71
L	315	6	1/2"-20 UNF		10,0	9,2	17	14	10,52 x 1,83	GE-L-06-1/2"-UNF	22,71
L	315	6	9/16"-18 UNF			10,0	18	14	11,90 x 1,98	GE-L-06-9/16"-UNF	22,71
L	315	8	7/16"-20 UNF	25,0	10,0	9,2	17	17	8,92 x 1,83	GE-L-08-7/16"-UNF	23,20
L	315	8	1/2"-20 UNF	25,0	10,0	8,2	17	17	10,52 x 1,83	GE-L-08-1/2"-UNF	23,20
L	315	8	9/16"-18 UNF	25,0	10,0	10,0	19	17	11,90 x 1,98	GE-L-08-9/16"-UNF	23,20
L	315	10	7/16"-20 UNF	26,0	11,0	9,2	17	19	8,92 x 1,83	GE-L-10-7/16"-UNF	23,76
L	315	10	1/2"-20 UNF	26,0	11,0	9,2	17	19	10,52 x 1,83	GE-L-10-1/2"-UNF	23,76
L	315	10	9/16"-18 UNF	26,0	11,0	10,0	19	19	11,90 x 1,98	GE-L-10-9/16"-UNF	23,76
L	315	10	3/4"-16 UNF	30,5	13,0	11,2	24	19	16,36 x 2,20	GE-L-10-3/4"-UNF	25,41
L	315	12	9/16"-18 UNF	26,0	12,5	10,0	19	22	11,90 x 1,98	GE-L-12-9/16"-UNF	23,76
L	315	12	3/4"-16 UNF	27,0	12,5	11,2	24	22	16,36 x 2,20	GE-L-12-3/4"-UNF	25,94
L	315	12	7/8"-14 UNF	27,5	13,5	12,7	27	22	19,18 x 2,46	GE-L-12-7/8"-UNF	26,64
L	315	15	9/16"-18 UNF	29,0	14,0	10,0	24	27	11,90 x 1,98	GE-L-15-9/16"-UNF	28,99
L	315	15	3/4"-16 UNF	29,0	14,0	11,2	24	27	16,36 x 2,20	GE-L-15-3/4"-UNF	27,19
L	315	15	7/8"-14 UNF	29,0	14,0	12,7	27	27	19,18 x 2,46	GE-L-15-7/8"-UNF	27,89
L	315	18	3/4"-16 UNF	31,0	14,5	11,2	27	32	16,36 x 2,20	GE-L-18-3/4"-UNF	32,47
L	315	18	7/8"-14 UNF	31,0	14,5	12,7	27	32	19,18 x 2,46	GE-L-18-7/8"-UNF	32,47
L	315	18	1 1/16"-12 UN	31,0	14,5	15,0	32	32	23,47 x 2,95	GE-L-18-1 1/16"-UN	45,42
L	160	22	3/4"-16 UNF	33,0	16,5	11,2	32	36	16,36 x 2,20	GE-L-22-3/4"-UNF	48,01
L	160	22	7/8"-14 UNF	33,0	16,5	12,7	32	36	19,18 x 2,46	GE-L-22-7/8"-UNF	48,01
L	160	22	1 1/16"-12 UN	33,0	16,5	15,0	32	36	23,47 x 2,95	GE-L-22-1 1/16"-UN	46,41
L	160	22	1 5/16"-12 UN	33,0	16,5	15,0	41	36	29,74 x 2,95	GE-L-22-1 5/16"-UN	65,16
L	160	28	7/8"-14 UNF	34,0	17,5	12,7	41	41	19,18 x 2,46	GE-L-28-7/8"-UNF	*
L	160	28	1 1/16"-12 UN	34,0	17,5	15,0	41	41	23,47 x 2,95	GE-L-28-1 1/16"-UN	69,65
L	160	28	1 5/16"-12 UN	34,0	17,5	15,0	41	41	29,74 x 2,95	GE-L-28-1 5/16"-UN	68,80
L	160	28	1 5/8"-12 UN	34,0	17,5	15,0	50	41	37,46 x 3,00	GE-L-28-1 5/8"-UN	*
L	160	35	1 1/16"-12 UN	39,0	17,5	15,0	46	50	23,47 x 2,95	GE-L-35-1 1/16"-UN	*
L	160	35	1 5/16"-12 UN	39,0	17,5	15,0	46	50	29,74 x 2,95	GE-L-35-1 5/16"-UN	154,00
L	160	35	1 5/8"-12 UN	39,0	17,5	15,0	50	50	37,46 x 3,00	GE-L-35-1 5/8"-UN	149,11
L	160	42	1 5/8"-12 UN	42,0	19,0	15,0	55	60	37,46 x 3,00	GE-L-42-1 5/8"-UN	201,00
L	160	42	1 7/8"-12 UN	42,0	19,0	15,0	55	60	43,69 x 3,00	GE-L-42-1 7/8"-UN	201,00



**Gerade Einschraubverschraubungen**

L-Reihe

Einschraubgewinde: UNF (ASA B 1.1 - 1960)

Abdichtung durch Runddichtring (O-Ring) - SAE J 514

**Achtung: Spezielle Gewindeaussenkung erforderlich.**  
Andere Sprunggrößen auf Anfrage!

**Male Stud Couplings**

L-Series

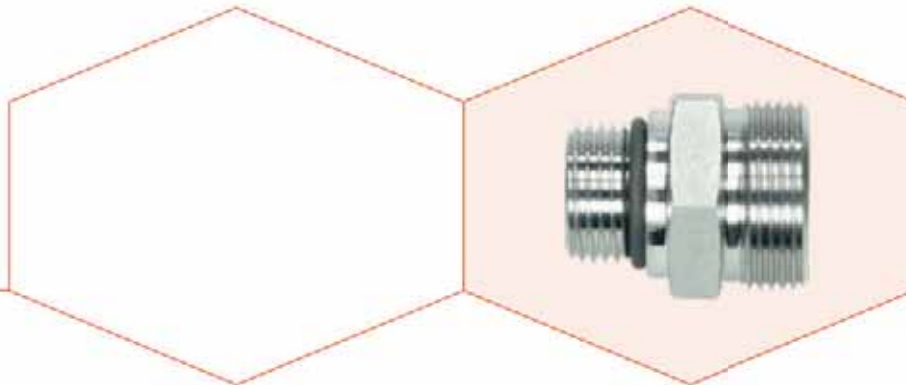
Thread: UNF (ASA B 1.1 - 1960)

Sealing by O-ring in Thread Undercut - SAE J 514

**Note: A special part shape must be machined.**  
Other jump sizes on request!

Reihe Series	Druck Pressure PN	Rohr A.D. Tube O.D. D1	Gewinde Thread G	Ca. Maße Approx. Dimensions					O-Ring O-ring	Bestellzeichen Order-Code SC	Brutto-Preis Gross-Price Euro (€)
				L1	L2	I	SW1	SW3			
L	315	6	7/16"-20 UNF	23,5	9,0	9,2	17	14	8,92 x 1,83	GE-L-06-7/16"-UNF-SC	23,03
L	315	6	1/2"-20 UNF		10,0	9,2	17	14	10,52 x 1,83	GE-L-06-1/2"-UNF-SC	23,03
L	315	6	9/16"-18 UNF			10,0	19	14	11,90 x 1,98	GE-L-06-9/16"-UNF-SC	23,03
L	315	8	7/16"-20 UNF	25,0	10,0	9,2	17	17	8,92 x 1,83	GE-L-08-7/16"-UNF-SC	23,64
L	315	8	1/2"-20 UNF	25,0	10,0	9,2	17	17	10,52 x 1,83	GE-L-08-1/2"-UNF-SC	23,64
L	315	8	9/16"-18 UNF	25,0	10,0	10,0	19	17	11,90 x 1,98	GE-L-08-9/16"-UNF-SC	23,64
L	315	10	7/16"-20 UNF	26,0	11,0	9,2	17	19	8,92 x 1,83	GE-L-10-7/16"-UNF-SC	24,20
L	315	10	1/2"-20 UNF	26,0	11,0	9,2	17	19	10,52 x 1,83	GE-L-10-1/2"-UNF-SC	24,20
L	315	10	9/16"-18 UNF	26,0	11,0	10,0	19	19	11,90 x 1,98	GE-L-10-9/16"-UNF-SC	24,20
L	315	10	3/4"-16 UNF	30,5	13,0	11,2	24	19	16,36 x 2,20	GE-L-10-3/4"-UNF-SC	25,85
L	315	12	9/16"-18 UNF	26,0	12,5	10,0	19	22	11,90 x 1,98	GE-L-12-9/16"-UNF-SC	24,20
L	315	12	3/4"-16 UNF	27,0	12,5	11,2	24	22	16,36 x 2,20	GE-L-12-3/4"-UNF-SC	26,50
L	315	12	7/8"-14 UNF	27,5	13,5	12,7	27	22	19,18 x 2,46	GE-L-12-7/8"-UNF-SC	27,20
L	315	15	9/16"-18 UNF	29,0	14,0	10,0	24	27	11,90 x 1,98	GE-L-15-9/16"-UNF-SC	30,07
L	315	15	3/4"-16 UNF	29,0	14,0	11,2	24	27	16,36 x 2,20	GE-L-15-3/4"-UNF-SC	28,27
L	315	15	7/8"-14 UNF	29,0	14,0	12,7	27	27	19,18 x 2,46	GE-L-15-7/8"-UNF-SC	28,97
L	315	18	3/4"-16 UNF	31,0	14,5	11,2	27	32	16,36 x 2,20	GE-L-18-3/4"-UNF-SC	34,11
L	315	18	7/8"-14 UNF	31,0	14,5	12,7	27	32	19,18 x 2,46	GE-L-18-7/8"-UNF-SC	34,11
L	315	18	1 1/16"-12 UN	31,0	14,5	15,0	32	32	23,47 x 2,95	GE-L-18-1 1/16"-UN-SC	47,08
L	160	22	3/4"-16 UNF	33,0	16,5	11,2	32	36	16,36 x 2,20	GE-L-22-3/4"-UNF-SC	49,77
L	160	22	7/8"-14 UNF	33,0	16,5	12,7	32	36	19,18 x 2,46	GE-L-22-7/8"-UNF-SC	49,77
L	160	22	1 1/16"-12 UN	33,0	16,5	15,0	32	36	23,47 x 2,95	GE-L-22-1 1/16"-UN-SC	48,17
L	160	22	1 5/16"-12 UN	33,0	16,5	15,0	41	36	29,74 x 2,95	GE-L-22-1 5/16"-UN-SC	66,92
L	160	28	7/8"-14 UNF	34,0	17,5	12,7	41	41	19,18 x 2,46	GE-L-28-7/8"-UNF-SC	*
L	160	28	1 1/16"-12 UN	34,0	17,5	15,0	41	41	23,47 x 2,95	GE-L-28-1 1/16"-UN-SC	71,85
L	160	28	1 5/16"-12 UN	34,0	17,5	15,0	41	41	29,74 x 2,95	GE-L-28-1 5/16"-UN-SC	70,80
L	160	28	1 5/8"-12 UN	34,0	17,5	15,0	50	41	37,46 x 3,00	GE-L-28-1 5/8"-UN-SC	*
L	160	35	1 1/16"-12 UN	39,0	17,5	15,0	46	50	23,47 x 2,95	GE-L-35-1 1/16"-UN-SC	*
L	160	35	1 5/16"-12 UN	39,0	17,5	15,0	46	50	29,74 x 2,95	GE-L-35-1 5/16"-UN-SC	*
L	160	35	1 5/8"-12 UN	39,0	17,5	15,0	50	50	37,46 x 3,00	GE-L-35-1 5/8"-UN-SC	153,43
L	160	42	1 5/8"-12 UN	42,0	19,0	15,0	55	60	37,46 x 3,00	GE-L-42-1 5/8"-UN-SC	*
L	160	42	1 7/8"-12 UN	42,0	19,0	15,0	55	60	43,69 x 3,00	GE-L-42-1 7/8"-UN-SC	*

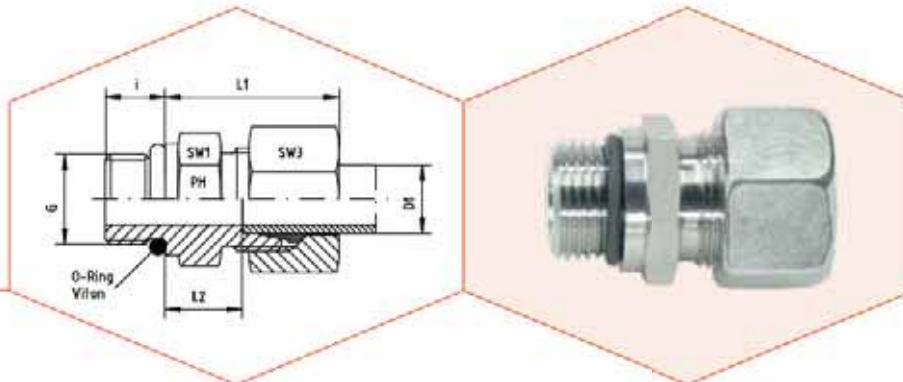




**Gerade Einschraubverschraubungstutzen**  
L-Reihe  
Einschraubgewinde: UNF (ASA B 1.1 - 1960)  
Abdichtung durch Runddichtring (O-Ring) - SAE J 514  
**Achtung: Spezielle Gewindeausenkung erforderlich.**  
Andere Sprunggrößen auf Anfrage!

**Male Stud Coupling Bodies**  
L-Series  
Thread: UNF (ASA B 1.1 - 1960)  
Sealing by O-ring in Thread Undercut - SAE J 514  
**Note: A special part shape must be machined.**  
Other jump sizes on request!

Reihe Series	Druck Pressure PN	Rohr A.D. Tube O.D. D1	Gewinde Thread G	Ca. Maße Approx. Dimensions				O-Ring O-ring	Bestellzeichen Order-Code OMD	Brutto-Preis Gross-Price Euro (€)
L	315	6	7/16"-20 UNF					8,92 x 1,83	GE-L-06-7/16"-UNF-OMD	20,40
L	315	6	1/2"-20 UNF					10,52 x 1,83	GE-L-06-1/2"-UNF-OMD	20,40
L	315	6	9/16"-18 UNF					11,90 x 1,98	GE-L-06-9/16"-UNF-OMD	20,40
L	315	8	7/16"-20 UNF					8,92 x 1,83	GE-L-08-7/16"-UNF-OMD	20,40
L	315	8	1/2"-20 UNF					10,52 x 1,83	GE-L-08-1/2"-UNF-OMD	20,40
L	315	8	9/16"-18 UNF					11,90 x 1,98	GE-L-08-9/16"-UNF-OMD	20,40
L	315	10	7/16"-20 UNF					8,92 x 1,83	GE-L-10-7/16"-UNF-OMD	20,40
L	315	10	1/2"-20 UNF					10,52 x 1,83	GE-L-10-1/2"-UNF-OMD	20,40
L	315	10	9/16"-18 UNF					11,90 x 1,98	GE-L-10-9/16"-UNF-OMD	20,40
L	315	10	3/4"-16 UNF					16,36 x 2,20	GE-L-10-3/4"-UNF-OMD	22,05
L	315	12	9/16"-18 UNF					11,90 x 1,98	GE-L-12-9/16"-UNF-OMD	20,40
L	315	12	3/4"-16 UNF					16,36 x 2,20	GE-L-12-3/4"-UNF-OMD	22,05
L	315	12	7/8"-14 UNF					19,18 x 2,46	GE-L-12-7/8"-UNF-OMD	22,75
L	315	15	9/16"-18 UNF					11,90 x 1,98	GE-L-15-9/16"-UNF-OMD	23,85
L	315	15	3/4"-16 UNF					16,36 x 2,20	GE-L-15-3/4"-UNF-OMD	22,05
L	315	15	7/8"-14 UNF					19,18 x 2,46	GE-L-15-7/8"-UNF-OMD	22,75
L	315	18	3/4"-16 UNF					16,36 x 2,20	GE-L-18-3/4"-UNF-OMD	23,85
L	315	18	7/8"-14 UNF					19,18 x 2,46	GE-L-18-7/8"-UNF-OMD	23,85
L	315	18	1 1/16"-12 UN					23,47 x 2,95	GE-L-18-1 1/16"-UN-OMD	36,80
L	160	22	3/4"-16 UNF					16,36 x 2,20	GE-L-22-3/4"-UNF-OMD	37,70
L	160	22	7/8"-14 UNF					19,18 x 2,46	GE-L-22-7/8"-UNF-OMD	37,70
L	160	22	1 1/16"-12 UN					23,47 x 2,95	GE-L-22-1 1/16"-UN-OMD	36,10
L	160	22	1 5/16"-12 UN					29,74 x 2,95	GE-L-22-1 5/16"-UN-OMD	54,85
L	160	28	7/8"-14 UNF					19,18 x 2,46	GE-L-28-7/8"-UNF-OMD	*
L	160	28	1 1/16"-12 UN					23,47 x 2,95	GE-L-28-1 1/16"-UN-OMD	54,80
L	160	28	1 5/16"-12 UN					29,74 x 2,95	GE-L-28-1 5/16"-UN-OMD	53,95
L	180	28	1 5/8"-12 UN					37,46 x 3,00	GE-L-28-1 5/8"-UN-OMD	*
L	160	35	1 1/16"-12 UN					23,47 x 2,95	GE-L-35-1 1/16"-UN-OMD	*
L	160	35	1 5/16"-12 UN					29,74 x 2,95	GE-L-35-1 5/16"-UN-OMD	*
L	160	35	1 5/8"-12 UN					37,46 x 3,00	GE-L-35-1 5/8"-UN-OMD	128,00
L	160	42	1 5/8"-12 UN					37,46 x 3,00	GE-L-42-1 5/8"-UN-OMD	*
L	160	42	1 7/8"-12 UN					43,69 x 3,00	GE-L-42-1 7/8"-UN-OMD	*



**Gerade Einschraubverschraubungen**

S-Reihe

Einschraubgewinde: UNF (ASA B 1.1 - 1960)

Abdichtung durch Runddichtring (O-Ring) - SAE J 514

**Achtung: Spezielle Gewindeaussenkung erforderlich.**  
Andere Sprunggrößen auf Anfrage!

**Male Stud Couplings**

S-Series

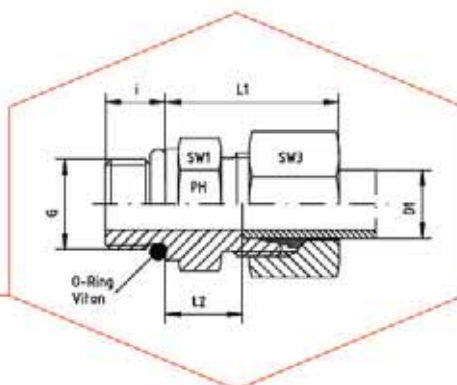
Thread: UNF (ASA B 1.1 - 1960)

Sealing by O-ring in Thread Undercut - SAE J 514

**Note: A special part shape must be machined.**  
Other jump sizes on request!

Reihe Series	Druck Pressure PN	Rohr A.D. Tube O.D. D1	Gewinde Thread G	Ca. Maße Approx. Dimensions					O-Ring O-ring	Bestellzeichen Order-Code Standard	Brutto-Preis Gross-Price Euro (€)
				L1	L2	i	SW1	SW3			
S	630	6	7/16"-20 UNF	28,0	13,0	9,2	17	17	8,92 x 1,83	GE-S-06-7/16"-UNF	23,19
S	630	6	9/16"-18 UNF			10,0	19	17	11,90 x 1,98	GE-S-06-9/16"-UNF	*
S	630	8	7/16"-20 UNF	30,0	15,0	9,2	17	19	8,92 x 1,83	GE-S-08-7/16"-UNF	23,60
S	630	8	1/2"-20 UNF	30,0	15,0	9,2	17	19	10,52 x 1,83	GE-S-08-1/2"-UNF	23,60
S	630	8	9/16"-18 UNF	30,0	13,0	10,0	19	19	11,90 x 1,98	GE-S-08-9/16"-UNF	23,60
S	630	10	9/16"-18 UNF	31,0	15,5	10,0	19	22	11,90 x 1,98	GE-S-10-9/16"-UNF	24,34
S	630	10	3/4"-16 UNF	31,0	15,0	11,2	24	22	16,36 x 2,20	GE-S-10-3/4"-UNF	25,99
S	830	12	9/16"-18 UNF		14,5	10,0	22	24	11,90 x 1,98	GE-S-12-9/16"-UNF	26,40
S	630	12	3/4"-16 UNF	33,5	17,5	11,2	24	24	16,36 x 2,20	GE-S-12-3/4"-UNF	26,50
S	830	12	7/8"-14 UNF	32,5	14,8	12,7	27	24	19,18 x 2,46	GE-S-12-7/8"-UNF	27,20
S	630	14	9/16"-18 UNF	37,0	19,0	10,0	24	27	11,90 x 1,98	GE-S-14-9/16"-UNF	*
S	830	14	3/4"-16 UNF	37,0	19,0	11,2	24	27	16,36 x 2,20	GE-S-14-3/4"-UNF	*
S	400	16	3/4"-16 UNF	37,0	18,5	11,2	27	30	16,36 x 2,20	GE-S-16-3/4"-UNF	30,26
S	400	16	7/8"-14 UNF	33,5	15,5	14,0	30	30	19,18 x 2,46	GE-S-16-7/8"-UNF	32,06
S	400	16	1 1/16"-12 UN	37,0	18,5	15,0	32	30	23,47 x 2,95	GE-S-16-1 1/16"-UN	44,31
S	400	20	3/4"-16 UNF	42,0	20,5	11,2	32	36	16,36 x 2,20	GE-S-20-3/4"-UNF	46,68
S	400	20	7/8"-14 UNF	42,0	20,5	12,7	32	36	19,18 x 2,46	GE-S-20-7/8"-UNF	46,68
S	400	20	1 1/16"-12 UN	42,0	20,5	15,0	32	36	23,47 x 2,95	GE-S-20-1 1/16"-UN	46,68
S	400	20	1 5/16"-12 UN		22,5	15,0	41	36	29,74 x 2,95	GE-S-20-1 5/16"-UN	72,15
S	400	25	1 1/16"-12 UN	47,0	23,0	15,0	41	46	23,47 x 2,95	GE-S-25-1 1/16"-UN	72,57
S	400	25	1 5/16"-12 UN	47,0	23,0	15,0	41	46	29,74 x 2,95	GE-S-25-1 5/16"-UN	72,57
S	400	30	1 1/16"-12 UN	50,0	23,5	15,0	46	50	23,47 x 2,95	GE-S-30-1 1/16"-UN	*
S	400	30	1 5/16"-12 UN	50,0	23,5	15,0	46	50	29,74 x 2,95	GE-S-30-1 5/16"-UN	151,44
S	400	30	1 5/8"-12 UN	50,0	23,5	15,0	50	50	37,46 x 3,00	GE-S-30-1 5/8"-UN	151,44
S	315	38	1 5/8"-12 UN	57,0	26,0	15,0	55	60	37,46 x 3,00	GE-S-38-1 5/8"-UN	201,21
S	315	38	1 7/8"-12 UN	57,0	26,0	15,0	55	60	43,69 x 3,00	GE-S-38-1 7/8"-UN	201,21





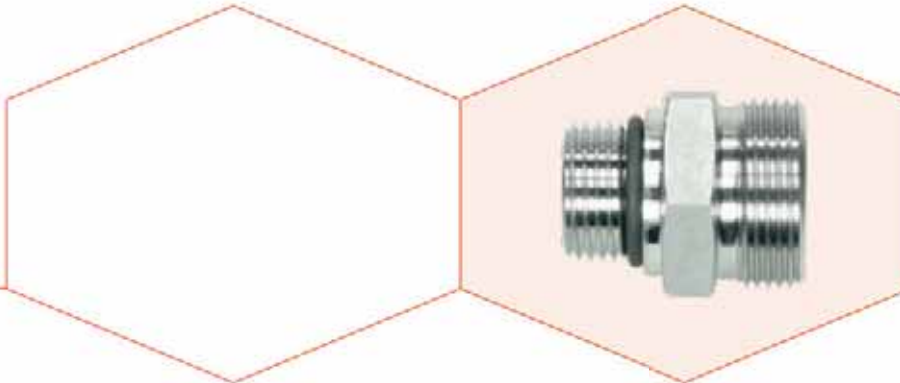
**Gerade Einschraubverschraubungen**

S-Reihe  
Einschraubgewinde: UNF (ASA B 1.1 - 1960)  
Abdichtung durch Runddichtring (O-Ring) - SAE J 514  
**Achtung: Spezielle Gewindeausenkung erforderlich.**  
Andere Sprunggrößen auf Anfrage!

**Male Stud Couplings**

S-Series  
Thread: UNF (ASA B 1.1 - 1960)  
Sealing by O-ring in Thread Undercut - SAE J 514  
**Note: A special part shape must be machined.**  
Other jump sizes on request!

Reihe Series	Druck Pressure PN	Rohr A. D. Tube O. D. D1	Gewinde Thread G	Ca. Maße Approx. Dimensions					O-Ring O-ring	Bestellzeichen Order-Code SC	Brutto-Preis Gross-Price Euro (€)
				L1	L2	i	SW1	SW3			
S	630	6	7/16"-20 UNF	28,0	13,0	9,2	17	17	8,92 x 1,83	GE-S-06-7/16"-UNF-SC	23,63
S	630	6	9/16"-18 UNF			10,0	19	17	11,90 x 1,98	GE-S-06-9/16"-UNF-SC	*
S	630	8	7/16"-20 UNF	30,0	15,0	9,2	17	19	8,92 x 1,83	GE-S-08-7/16"-UNF-SC	24,04
S	630	8	1/2"-20 UNF	30,0	15,0	9,2	17	19	10,52 x 1,83	GE-S-08-1/2"-UNF-SC	24,04
S	630	8	9/16"-18 UNF	30,0	13,0	10,0	19	19	11,90 x 1,98	GE-S-08-9/16"-UNF-SC	24,04
S	630	10	9/16"-18 UNF	31,0	15,5	10,0	19	22	11,90 x 1,98	GE-S-10-9/16"-UNF-SC	24,90
S	630	10	3/4"-16 UNF	31,0	15,0	11,2	24	22	16,36 x 2,20	GE-S-10-3/4"-UNF-SC	26,55
S	630	12	9/16"-18 UNF		14,5	10,0	22	24	11,90 x 1,98	GE-S-12-9/16"-UNF-SC	27,24
S	630	12	3/4"-16 UNF	33,5	17,5	11,2	24	24	16,36 x 2,20	GE-S-12-3/4"-UNF-SC	27,34
S	630	12	7/8"-14 UNF	32,5	14,8	12,7	27	24	19,18 x 2,46	GE-S-12-7/8"-UNF-SC	28,04
S	630	14	9/16"-18 UNF	37,0	18,0	10,0	24	27	11,90 x 1,98	GE-S-14-9/16"-UNF-SC	*
S	630	14	3/4"-16 UNF	37,0	19,0	11,2	24	27	16,36 x 2,20	GE-S-14-3/4"-UNF-SC	*
S	400	16	3/4"-16 UNF	37,0	18,5	11,2	27	30	16,36 x 2,20	GE-S-16-3/4"-UNF-SC	31,82
S	400	16	7/8"-14 UNF	33,5	15,5	14,0	30	30	19,18 x 2,46	GE-S-16-7/8"-UNF-SC	33,62
S	400	16	1 1/16"-12 UN	37,0	18,5	15,0	32	30	23,47 x 2,95	GE-S-16-1 1/16"-UN-SC	*
S	400	20	3/4"-16 UNF	42,0	20,5	11,2	32	36	16,36 x 2,20	GE-S-20-3/4"-UNF-SC	48,56
S	400	20	7/8"-14 UNF	42,0	20,5	12,7	32	36	19,18 x 2,46	GE-S-20-7/8"-UNF-SC	48,56
S	400	20	1 1/16"-12 UN	42,0	20,5	15,0	32	36	23,47 x 2,95	GE-S-20-1 1/16"-UN-SC	48,56
S	400	20	1 5/16"-12 UN		22,5	15,0	41	38	29,74 x 2,95	GE-S-20-1 5/16"-UN-SC	74,03
S	400	25	1 1/16"-12 UN	47,0	23,0	15,0	41	46	23,47 x 2,95	GE-S-25-1 1/16"-UN-SC	75,57
S	400	25	1 5/16"-12 UN	47,0	23,0	15,0	41	46	29,74 x 2,95	GE-S-25-1 5/16"-UN-SC	75,57
S	400	30	1 1/16"-12 UN	50,0	23,5	15,0	46	50	23,47 x 2,95	GE-S-30-1 1/16"-UN-SC	*
S	400	30	1 5/16"-12 UN	50,0	23,5	15,0	46	50	29,74 x 2,95	GE-S-30-1 5/16"-UN-SC	155,60
S	400	30	1 5/8"-12 UN	50,0	23,5	15,0	50	50	37,46 x 3,00	GE-S-30-1 5/8"-UN-SC	155,60
S	315	38	1 5/8"-12 UN	57,0	26,0	15,0	55	60	37,46 x 3,00	GE-S-38-1 5/8"-UN-SC	206,85
S	315	38	1 7/8"-12 UN	57,0	26,0	15,0	55	60	43,69 x 3,00	GE-S-38-1 7/8"-UN-SC	206,85

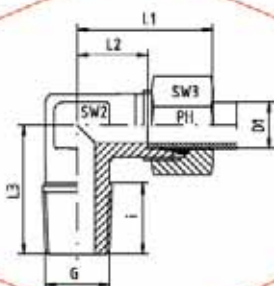


Gerade Einschraubverschraubungsstutzen  
S-Reihe  
Einschraubgewinde: UNF (ASA B 1.1 - 1960)  
Abdichtung durch Runddichtring (O-Ring) - SAE J 514  
**Achtung: Spezielle Gewindeaussenkung erforderlich.**  
Andere Sprunggrößen auf Anfrage!

**Male Stud Coupling Bodies**  
S-Series  
Thread: UNF (ASA B 1.1 - 1960)  
Sealing by O-ring in Thread Undercut - SAE J 514  
**Note: A special part shape must be machined.**  
Other jump sizes on request!

Reihe Series	Druck Pressure PN	Rohr A.D. Tube O.D. D1	Gewinde Thread G	Ca. Maße Approx. Dimensions				O-Ring O-ring	Bestellzeichen Order-Code OMD	Brutto-Preis Gross-Price Euro (€)
S	630	6	7/16"-20 UNF					8,92 x 1,83	GE-S-06-7/16"-UNF-OMD	20,40
S	630	6	9/16"-18 UNF					11,90 x 1,98	GE-S-06-9/16"-UNF-OMD	*
S	630	8	7/16"-20 UNF					8,92 x 1,83	GE-S-08-7/16"-UNF-OMD	20,40
S	630	8	1/2"-20 UNF					10,52 x 1,83	GE-S-08-1/2"-UNF-OMD	20,40
S	630	8	9/16"-18 UNF					11,90 x 1,98	GE-S-08-9/16"-UNF-OMD	20,40
S	630	10	9/16"-18 UNF					11,90 x 1,98	GE-S-10-9/16"-UNF-OMD	20,40
S	630	10	3/4"-16 UNF					16,36 x 2,20	GE-S-10-3/4"-UNF-OMD	22,05
S	630	12	9/16"-18 UNF					11,90 x 1,98	GE-S-12-9/16"-UNF-OMD	21,95
S	630	12	3/4"-16 UNF					16,36 x 2,20	GE-S-12-3/4"-UNF-OMD	22,05
S	630	12	7/8"-14 UNF					19,18 x 2,46	GE-S-12-7/8"-UNF-OMD	22,75
S	630	14	9/16"-18 UNF					11,90 x 1,98	GE-S-14-9/16"-UNF-OMD	*
S	630	14	3/4"-16 UNF					16,36 x 2,20	GE-S-14-3/4"-UNF-OMD	*
S	400	16	3/4"-16 UNF					16,36 x 2,20	GE-S-16-3/4"-UNF-OMD	22,05
S	400	16	7/8"-14 UNF					19,18 x 2,46	GE-S-16-7/8"-UNF-OMD	23,85
S	400	16	1 1/16"-12 UN					23,47 x 2,95	GE-S-16-1 1/16"-UN-OMD	36,10
S	400	20	3/4"-16 UNF					16,36 x 2,20	GE-S-20-3/4"-UNF-OMD	36,10
S	400	20	7/8"-14 UNF					19,18 x 2,46	GE-S-20-7/8"-UNF-OMD	36,10
S	400	20	1 1/16"-12 UN					23,47 x 2,95	GE-S-20-1 1/16"-UN-OMD	36,10
S	400	20	1 5/16"-12 UN					29,74 x 2,95	GE-S-20-1 5/16"-UN-OMD	83,45
S	400	25	1 1/16"-12 UN					23,47 x 2,95	GE-S-25-1 1/16"-UN-OMD	53,95
S	400	25	1 5/16"-12 UN					29,74 x 2,95	GE-S-25-1 5/16"-UN-OMD	53,95
S	400	30	1 1/16"-12 UN					23,47 x 2,95	GE-S-30-1 1/16"-UN-OMD	*
S	400	30	1 5/16"-12 UN					29,74 x 2,95	GE-S-30-1 5/16"-UN-OMD	128,00
S	400	30	1 5/8"-12 UN					37,46 x 3,00	GE-S-30-1 5/8"-UN-OMD	128,00
S	315	38	1 5/8"-12 UN					37,46 x 3,00	GE-S-38-1 5/8"-UN-OMD	169,40
S	315	38	1 7/8"-12 UN					43,69 x 3,00	GE-S-38-1 7/8"-UN-OMD	169,40





**Winkel-Einschraubverschraubungen**

LL- und L-Reihe

Einschraubgewinde: Whitworth-Rohrgewinde - Kegelig

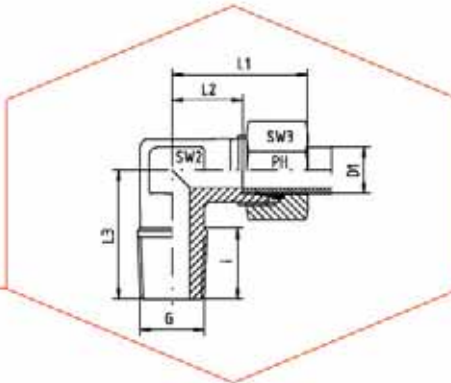
**Stud Elbows**

LL- and L-Series

Thread: BSP - Taper

Reihe Series	Druck Pressure PN	Rohr A.D. Tube O.D. D1	Gewinde Thread G	Ca. Maße Approx. Dimensions						Bestellzeichen Order-Code Standard	Brutto-Preis Gross-Price Euro (€)
				L1	L2	L3	i	SW2	SW3		
LL	100	4	R 1/8" keg	21,0	11,0	17	8	9	10	WE-LL-04-R 1/8"-k	14,93
LL	100	6	R 1/8" keg	21,0	9,5	17	8	9	12	WE-LL-06-R 1/8"-k	15,31
LL	100	8	R 1/8" keg	23,0	11,5	20	8	12	14	WE-LL-08-R 1/8"-k	15,77

Reihe Series	Druck Pressure PN	Rohr A.D. Tube O.D. D1	Gewinde Thread G	Ca. Maße Approx. Dimensions						Bestellzeichen Order-Code Standard	Brutto-Preis Gross-Price Euro (€)
				L1	L2	L3	i	SW2	SW3		
L	315	6	R 1/8" keg	27,0	12,0	20	8	12	14	WE-L-06-R 1/8"-k	10,99
L	315	6	R 1/4" keg	27,0	12,0	26	12	12	14	WE-L-06-R 1/4"-k	14,01
L	315	6	R 3/8" keg	30,0	15,0	27	12	14	14	WE-L-06-R 3/8"-k	17,54
L	315	6	R 1/2" keg	30,5	15,5	30	14	17	14	WE-L-06-R 1/2"-k	23,78
L	315	8	R 1/8" keg	29,0	14,0	26	8	12	17	WE-L-08-R 1/8"-k	17,57
L	315	8	R 1/4" keg	29,0	14,0	26	12	12	17	WE-L-08-R 1/4"-k	13,81
L	315	8	R 3/8" keg	32,0	17,0	28	12	14	17	WE-L-08-R 3/8"-k	16,62
L	315	8	R 1/2" keg	34,5	19,5	30	14	17	17	WE-L-08-R 1/2"-k	23,83
L	315	10	R 1/8" keg	31,5	15,0	27	8	14	19	WE-L-10-R 1/8"-k	18,10
L	315	10	R 1/4" keg	30,0	15,0	27	12	14	19	WE-L-10-R 1/4"-k	15,13
L	315	10	R 3/8" keg	30,0	15,0	28	12	14	19	WE-L-10-R 3/8"-k	17,87
L	315	10	R 1/2" keg	37,0	21,0	33	14	17	19	WE-L-10-R 1/2"-k	24,08
L	315	12	R 1/8" keg	32,0	17,5	27	8	17	22	WE-L-12-R 1/8"-k	18,30
L	315	12	R 1/4" keg	32,0	17,5	27	12	17	22	WE-L-12-R 1/4"-k	17,49
L	315	12	R 3/8" keg	32,0	17,5	28	12	17	22	WE-L-12-R 3/8"-k	16,92
L	315	12	R 1/2" keg	32,0	17,5	34	14	17	22	WE-L-12-R 1/2"-k	24,54
L	315	15	R 1/4" keg	36,0	21,0	32	12	19	27	WE-L-15-R 1/4"-k	27,55
L	315	15	R 3/8" keg	36,0	21,0		12	19	27	WE-L-15-R 3/8"-k	27,05
L	315	15	R 1/2" keg	36,0	21,0	34	14	19	27	WE-L-15-R 1/2"-k	23,01
L	160	15	R 3/4" keg				16	24	27	WE-L-15-R 3/4"-k	43,60
L	315	18	R 3/8" keg	40,0	23,5		12	24	32	WE-L-18-R 3/8"-k	33,05
L	315	18	R 1/2" keg	40,0	23,5	36	14	24	32	WE-L-18-R 1/2"-k	32,29
L	180	18	R 3/4" keg	38,5	22,0	41	16	24	32	WE-L-18-R 3/4"-k	51,14
L	160	22	R 1/2" keg	44,0	27,5	41	14	27	36	WE-L-22-R 1/2"-k	51,64
L	160	22	R 3/4" keg	44,0	27,5	41	16	27	36	WE-L-22-R 3/4"-k	51,64
L	160	28	R 1" keg	51,5	30,5	47	20	36	41	WE-L-28-R 1"-k	97,15
L	160	35	R 1 1/4" keg	59,5	33,0	56	26	41	50	WE-L-35-R 1 1/4"-k	150,83



**Winkel-Einschraubverschraubungen**

L-Reihe

Einschraubgewinde: Whitworth-Rohrgewinde - Kegelig

**Stud Elbows**

L-Series

Thread: BSP - Taper

Reihe Series	Druck Pressure PN	Rohr A.D. Tube O.D. D1	Gewinde Thread G	Ca. Maße Approx. Dimensions						Bestellzeichen Order-Code SC	Brutto-Preis Gross-Price Euro (€)
				L1	L2	L3	I	SW2	SW3		
L	315	6	R 1/8" keg	27,0	12,0	20	8	12	14	WE-L-06-R 1/8"-k-SC	11,31
L	315	6	R 1/4" keg	27,0	12,0	26	12	12	14	WE-L-06-R 1/4"-k-SC	14,33
L	315	6	R 3/8" keg	30,0	15,0	27	12	14	14	WE-L-06-R 3/8"-k-SC	17,86
L	315	6	R 1/2" keg	30,5	15,5	30	14	17	14	WE-L-06-R 1/2"-k-SC	24,10
L	315	8	R 1/8" keg	29,0	14,0	26	8	12	17	WE-L-08-R 1/8"-k-SC	18,01
L	315	8	R 1/4" keg	29,0	14,0	26	12	12	17	WE-L-08-R 1/4"-k-SC	14,25
L	315	8	R 3/8" keg	32,0	17,0	28	12	14	17	WE-L-08-R 3/8"-k-SC	17,06
L	315	8	R 1/2" keg	34,5	19,5	30	14	17	17	WE-L-08-R 1/2"-k-SC	24,27
L	315	10	R 1/8" keg	31,5	15,0	27	8	14	19	WE-L-10-R 1/8"-k-SC	18,54
L	315	10	R 1/4" keg	30,0	15,0	27	12	14	19	WE-L-10-R 1/4"-k-SC	15,57
L	315	10	R 3/8" keg	30,0	15,0	28	12	14	19	WE-L-10-R 3/8"-k-SC	18,31
L	315	10	R 1/2" keg	37,0	21,0	33	14	17	19	WE-L-10-R 1/2"-k-SC	24,52
L	315	12	R 1/8" keg	32,0	17,5	27	8	17	22	WE-L-12-R 1/8"-k-SC	18,86
L	315	12	R 1/4" keg	32,0	17,5	27	12	17	22	WE-L-12-R 1/4"-k-SC	18,05
L	315	12	R 3/8" keg	32,0	17,5	28	12	17	22	WE-L-12-R 3/8"-k-SC	17,48
L	315	12	R 1/2" keg	32,0	17,5	34	14	17	22	WE-L-12-R 1/2"-k-SC	25,10
L	315	15	R 1/4" keg	38,0	21,0	32	12	19	27	WE-L-15-R 1/4"-k-SC	28,63
L	315	15	R 3/8" keg	36,0	21,0		12	19	27	WE-L-15-R 3/8"-k-SC	28,13
L	315	15	R 1/2" keg	38,0	21,0	34	14	19	27	WE-L-15-R 1/2"-k-SC	24,09
L	160	15	R 3/4" keg				16	24	27	WE-L-15-R 3/4"-k-SC	44,68
L	315	18	R 3/8" keg	40,0	23,5		12	24	32	WE-L-18-R 3/8"-k-SC	34,69
L	315	18	R 1/2" keg	40,0	23,5	36	14	24	32	WE-L-18-R 1/2"-k-SC	33,93
L	160	18	R 3/4" keg	38,5	22,0	41	16	24	32	WE-L-18-R 3/4"-k-SC	52,78
L	160	22	R 1/2" keg	44,0	27,5	41	14	27	36	WE-L-22-R 1/2"-k-SC	53,40
L	160	22	R 3/4" keg	44,0	27,5	41	16	27	36	WE-L-22-R 3/4"-k-SC	53,40
L	160	28	R 1" keg	51,5	30,5	47	20	36	41	WE-L-28-R 1"-k-SC	99,15
L	160	35	R 1 1/4" keg	59,5	33,0	56	26	41	50	WE-L-35-R 1 1/4"-k-SC	154,55





**Winkel-Einschraubverschraubungsstutzen**

LL- und L-Reihe

Einschraubgewinde: Whitworth-Rohrgewinde - Kegelig

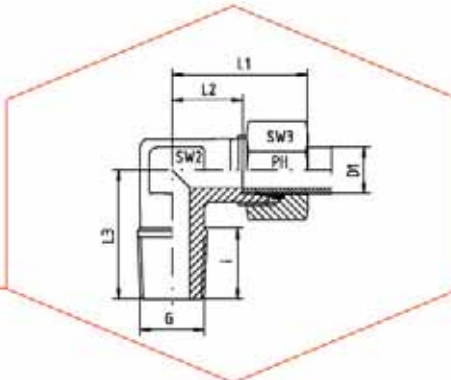
**Stud Elbow Bodies**

LL- and L-Series

Thread: BSP - Taper

Reihe Series	Druck Pressure PN	Rohr A.D. Tube O.D. D1	Gewinde Thread G	Ca. Maße Approx. Dimensions				Bestellzeichen Order-Code OMD	Brutto-Preis Gross-Price Euro (€)
LL	100	4	R 1/8" keg					WE-LL-04-R 1/8"-k-OMD	12,27
LL	100	6	R 1/8" keg					WE-LL-06-R 1/8"-k-OMD	12,27
LL	100	8	R 1/8" keg					WE-LL-08-R 1/8"-k-OMD	12,27

Reihe Series	Druck Pressure PN	Rohr A.D. Tube O.D. D1	Gewinde Thread G	Ca. Maße Approx. Dimensions				Bestellzeichen Order-Code OMD	Brutto-Preis Gross-Price Euro (€)
L	315	6	R 1/8" keg					WE-L-06-R 1/8"-k-OMD	8,68
L	315	6	R 1/4" keg					WE-L-06-R 1/4"-k-OMD	11,70
L	315	6	R 3/8" keg					WE-L-06-R 3/8"-k-OMD	15,23
L	315	6	R 1/2" keg					WE-L-06-R 1/2"-k-OMD	21,47
L	315	8	R 1/8" keg					WE-L-08-R 1/8"-k-OMD	14,77
L	315	8	R 1/4" keg					WE-L-08-R 1/4"-k-OMD	11,01
L	315	8	R 3/8" keg					WE-L-08-R 3/8"-k-OMD	13,82
L	315	8	R 1/2" keg					WE-L-08-R 1/2"-k-OMD	21,03
L	315	10	R 1/8" keg					WE-L-10-R 1/8"-k-OMD	14,74
L	315	10	R 1/4" keg					WE-L-10-R 1/4"-k-OMD	11,77
L	315	10	R 3/8" keg					WE-L-10-R 3/8"-k-OMD	14,51
L	315	10	R 1/2" keg					WE-L-10-R 1/2"-k-OMD	20,72
L	315	12	R 1/8" keg					WE-L-12-R 1/8"-k-OMD	14,41
L	315	12	R 1/4" keg					WE-L-12-R 1/4"-k-OMD	13,60
L	315	12	R 3/8" keg					WE-L-12-R 3/8"-k-OMD	13,03
L	315	12	R 1/2" keg					WE-L-12-R 1/2"-k-OMD	20,65
L	315	15	R 1/4" keg					WE-L-15-R 1/4"-k-OMD	22,41
L	315	15	R 3/8" keg					WE-L-15-R 3/8"-k-OMD	21,91
L	315	15	R 1/2" keg					WE-L-15-R 1/2"-k-OMD	17,87
L	160	15	R 3/4" keg					WE-L-15-R 3/4"-k-OMD	42,52
L	315	18	R 3/8" keg					WE-L-18-R 3/8"-k-OMD	24,43
L	315	18	R 1/2" keg					WE-L-18-R 1/2"-k-OMD	23,67
L	160	18	R 3/4" keg					WE-L-18-R 3/4"-k-OMD	42,52
L	160	22	R 1/2" keg					WE-L-22-R 1/2"-k-OMD	41,33
L	160	22	R 3/4" keg					WE-L-22-R 3/4"-k-OMD	41,33
L	160	28	R 1" keg					WE-L-28-R 1"-k-OMD	82,30
L	160	35	R 1 1/4" keg					WE-L-35-R 1 1/4"-k-OMD	129,72



### Winkel-Einschraubverschraubungen

S-Reihe

Einschraubgewinde: Whitworth-Rohrgewinde - Kegelig

### Stud Elbows

S-Series

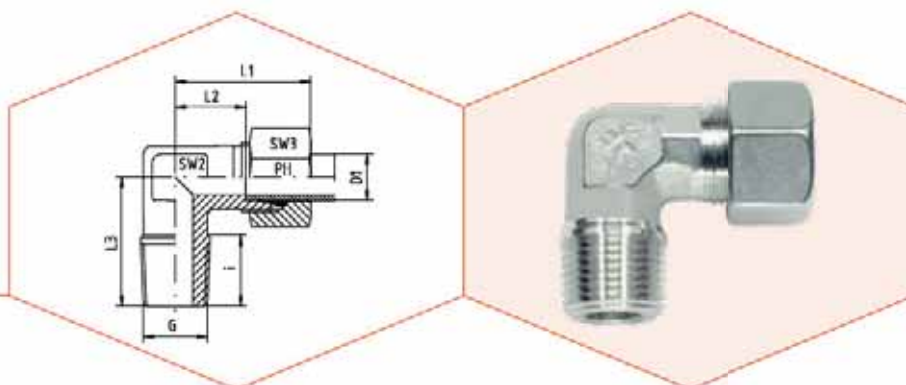
Thread: BSP - Taper

Reihe Series	Druck Pressure PN <sup>(1)</sup>	Rohr A.D. Tube O.D. D1	Gewinde Thread G	Ca. Maße Approx. Dimensions						Bestellzeichen Order-Code Standard	Brutto-Preis Gross-Price Euro (€)
				L1	L2	L3	I	SW2	SW3		
S	630	6	R 1/8" keg	29,5	15,0	25	8	12	17	WE-S-06-R 1/8"-k	16,48
S	630	6	R 1/4" keg	31,0	16,5	26	12	12	17	WE-S-06-R 1/4"-k	14,57
S	630	6	R 3/8" keg	32,0	17,5	27	12	14	17	WE-S-06-R 3/8"-k	18,13
S	630	6	R 1/2" keg	34,0	19,0	33	14	17	17	WE-S-06-R 1/2"-k	26,59
S	630	8	R 1/8" keg				8	14	19	WE-S-08-R 1/8"-k	*
S	630	8	R 1/4" keg	32,0	17,0	27	12	14	19	WE-S-08-R 1/4"-k	17,74
S	630	8	R 3/8" keg	33,0	18,0	28	12	14	19	WE-S-08-R 3/8"-k	17,84
S	630	8	R 1/2" keg	38,0	23,0	33	14	17	19	WE-S-08-R 1/2"-k	25,05
S	630	10	R 1/8" keg				8	17	22	WE-S-10-R 1/8"-k	*
S	630	10	R 1/4" keg	34,0	17,5	28	12	17	22	WE-S-10-R 1/4"-k	18,48
S	630	10	R 3/8" keg	34,0	17,5	28	12	17	22	WE-S-10-R 3/8"-k	17,03
S	630	10	R 1/2" keg	39,0	22,5	32	14	17	22	WE-S-10-R 1/2"-k	25,31
S	630	12	R 1/4" keg	38,0	21,5	27	12	17	24	WE-S-12-R 1/4"-k	26,13
S	630	12	R 3/8" keg	38,0	21,5	28	12	17	24	WE-S-12-R 3/8"-k	20,45
S	630	12	R 1/2" keg	39,0	22,5	32	14	17	24	WE-S-12-R 1/2"-k	25,56
S	630	14	R 3/8" keg	40,0	22,0	30	12	19	27	WE-S-14-R 3/8"-k	27,71
S	630	14	R 1/2" keg	40,0	22,0	32	14	19	27	WE-S-14-R 1/2"-k	28,07
S	400	16	R 3/8" keg	43,0	24,5	32	12	24	30	WE-S-16-R 3/8"-k	41,35
S	400	16	R 1/2" keg	43,0	24,5	32	14	24	30	WE-S-16-R 1/2"-k	40,73
S	160	16	R 3/4" keg	43,0	24,5	41	16	24	30	WE-S-16-R 3/4"-k	50,73
S	400	20	R 1/2" keg	48,0	26,5	42	14	27	36	WE-S-20-R 1/2"-k	53,53
S	400	20	R 3/4" keg	48,0	26,5	42	16	27	36	WE-S-20-R 3/4"-k	53,53

<sup>(1)</sup> Die angegebenen Druckstufen sind nur gültig, wenn die Einschraublöcher mit kegeligem Gewinde vorhanden sind.

<sup>(1)</sup> The pressure rates are only valid, if the female parts are with tapered threads, too.





**Winkel-Einschraubverschraubungen**

S-Reihe

Einschraubgewinde: Whitworth-Rohrgewinde - Kegelig

**Stud Elbows**

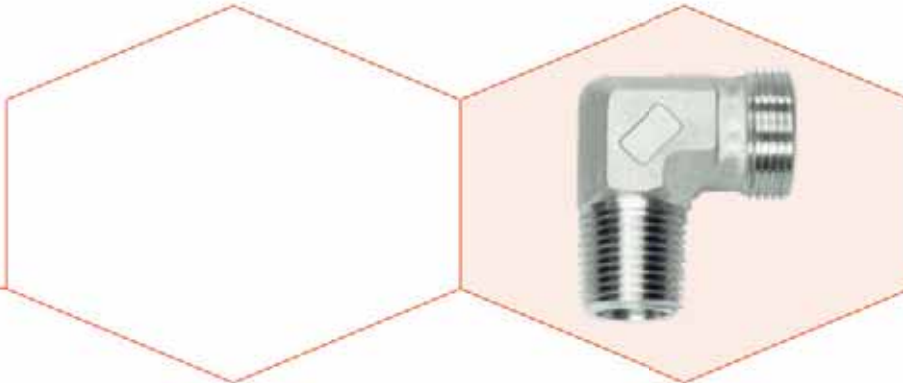
S-Series

Thread: BSP - Taper

Reihe Series	Druck Pressure PN <sup>(1)</sup>	Rohr A.D. Tube O.D. D1	Gewinde Thread G	Ca. Maße Approx. Dimensions						Bestellzeichen Order-Code SC	Brutto-Preis Gross-Price Euro (€)
				L1	L2	L3	I	SW2	SW3		
S	630	6	R 1/8" keg	29,5	15,0	25	8	12	17	WE-S-06-R 1/8"-k-SC	16,92
S	630	6	R 1/4" keg	31,0	16,5	26	12	12	17	WE-S-06-R 1/4"-k-SC	15,01
S	630	6	R 3/8" keg	32,0	17,5	27	12	14	17	WE-S-06-R 3/8"-k-SC	18,57
S	630	6	R 1/2" keg	34,0	19,0	33	14	17	17	WE-S-06-R 1/2"-k-SC	27,03
S	630	8	R 1/8" keg				8	14	19	WE-S-08-R 1/8"-k-SC	*
S	630	8	R 1/4" keg	32,0	17,0	27	12	14	19	WE-S-08-R 1/4"-k-SC	18,18
S	630	8	R 3/8" keg	33,0	18,0	28	12	14	19	WE-S-08-R 3/8"-k-SC	18,28
S	630	8	R 1/2" keg	38,0	23,0	33	14	17	19	WE-S-08-R 1/2"-k-SC	25,49
S	630	10	R 1/8" keg				8	17	22	WE-S-10-R 1/8"-k-SC	*
S	630	10	R 1/4" keg	34,0	17,5	28	12	17	22	WE-S-10-R 1/4"-k-SC	19,02
S	630	10	R 3/8" keg	34,0	17,5	28	12	17	22	WE-S-10-R 3/8"-k-SC	17,59
S	630	10	R 1/2" keg	39,0	22,5	32	14	17	22	WE-S-10-R 1/2"-k-SC	25,87
S	630	12	R 1/4" keg	38,0	21,5	27	12	17	24	WE-S-12-R 1/4"-k-SC	26,97
S	630	12	R 3/8" keg	38,0	21,5	28	12	17	24	WE-S-12-R 3/8"-k-SC	21,29
S	630	12	R 1/2" keg	39,0	22,5	32	14	17	24	WE-S-12-R 1/2"-k-SC	26,40
S	630	14	R 3/8" keg	40,0	22,0	30	12	19	27	WE-S-14-R 3/8"-k-SC	29,27
S	630	14	R 1/2" keg	40,0	22,0	32	14	19	27	WE-S-14-R 1/2"-k-SC	29,63
S	400	16	R 3/8" keg	43,0	24,5	32	12	24	30	WE-S-16-R 3/8"-k-SC	42,91
S	400	16	R 1/2" keg	43,0	24,5	32	14	24	30	WE-S-16-R 1/2"-k-SC	42,29
S	160	16	R 3/4" keg	43,0	24,5	41	16	24	30	WE-S-16-R 3/4"-k-SC	52,28
S	400	20	R 1/2" keg	48,0	26,5	42	14	27	36	WE-S-20-R 1/2"-k-SC	55,41
S	400	20	R 3/4" keg	48,0	26,5	42	16	27	36	WE-S-20-R 3/4"-k-SC	55,41

<sup>(1)</sup> Die angegebenen Druckstufen sind nur gültig, wenn die Einschraublöcher mit kegeligem Gewinde vorhanden sind.

<sup>(1)</sup> The pressure rates are only valid, if the female parts are with tapered threads, too.



Winkel-Einschraubverschraubungsstutzen  
S-Reihe  
Einschraubgewinde: Whitworth-Rohrgewinde - Kegelig

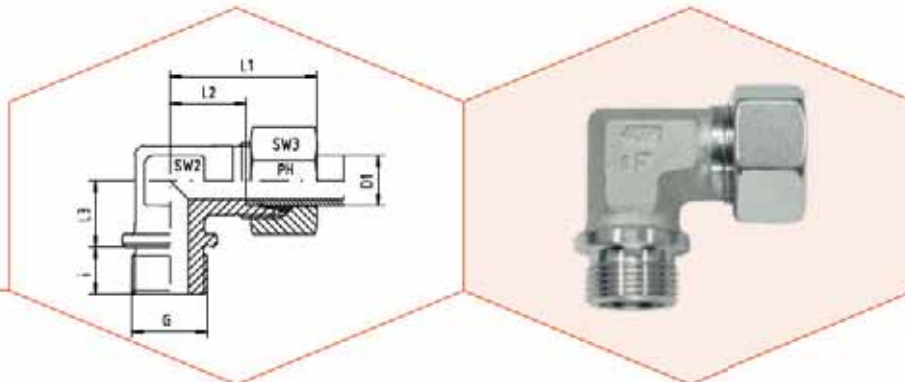
Stud Elbow Bodies  
S-Series  
Thread: BSP - Taper

Reihe Series	Druck Pressure PN <sup>(1)</sup>	Rohr A.D. Tube O.D. D1	Gewinde Thread G	Ca. Maße Approx. Dimensions				Bestellzeichen Order-Code OMD	Brutto-Preis Gross-Price Euro (€)
S	630	6	R 1/8" keg					WE-S-06-R 1/8"-k-OMD	13,70
S	630	6	R 1/4" keg					WE-S-06-R 1/4"-k-OMD	11,78
S	630	6	R 3/8" keg					WE-S-06-R 3/8"-k-OMD	15,34
S	630	6	R 1/2" keg					WE-S-06-R 1/2"-k-OMD	23,80
S	630	8	R 1/8" keg					WE-S-08-R 1/8"-k-OMD	*
S	630	8	R 1/4" keg					WE-S-08-R 1/4"-k-OMD	14,54
S	630	8	R 3/8" keg					WE-S-08-R 3/8"-k-OMD	14,64
S	630	8	R 1/2" keg					WE-S-08-R 1/2"-k-OMD	21,85
S	630	10	R 1/8" keg					WE-S-10-R 1/8"-k-OMD	*
S	630	10	R 1/4" keg					WE-S-10-R 1/4"-k-OMD	14,52
S	630	10	R 3/8" keg					WE-S-10-R 3/8"-k-OMD	13,08
S	630	10	R 1/2" keg					WE-S-10-R 1/2"-k-OMD	21,37
S	630	12	R 1/4" keg					WE-S-12-R 1/4"-k-OMD	21,68
S	630	12	R 3/8" keg					WE-S-12-R 3/8"-k-OMD	16,00
S	630	12	R 1/2" keg					WE-S-12-R 1/2"-k-OMD	21,11
S	630	14	R 3/8" keg					WE-S-14-R 3/8"-k-OMD	22,21
S	630	14	R 1/2" keg					WE-S-14-R 1/2"-k-OMD	22,57
S	400	16	R 3/8" keg					WE-S-16-R 3/8"-k-OMD	33,14
S	400	16	R 1/2" keg					WE-S-16-R 1/2"-k-OMD	32,52
S	160	16	R 3/4" keg					WE-S-16-R 3/4"-k-OMD	42,52
S	400	20	R 1/2" keg					WE-S-20-R 1/2"-k-OMD	42,95
S	400	20	R 3/4" keg					WE-S-20-R 3/4"-k-OMD	42,95

<sup>(1)</sup> Die angegebenen Druckstufen sind nur gültig, wenn die Einschraublöcher mit kegeligem Gewinde vorhanden sind.

<sup>(1)</sup> The pressure rates are only valid, if the female parts are with tapered threads, too.



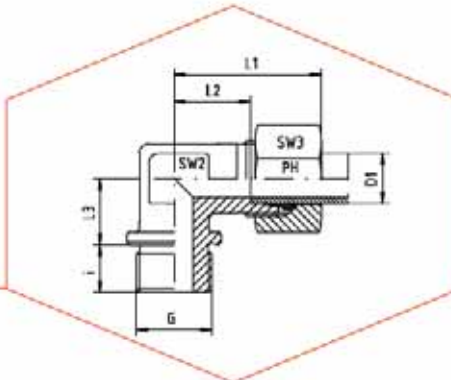


**Winkel-Einschraubverschraubungen**  
L- und S-Reihe  
Einschraubgewinde: Whitworth-Rohrgewinde - Zylindrisch  
Abdichtung durch Dichtkante Form B

**Stud Elbows**  
L- and S-Series  
Thread: BSP - Parallel  
Sealing by Sealing Shoulder Form B

Reihe Series	Druck Pressure PN	Rohr A.D. Tube O.D. D1	Gewinde Thread G	Ca. Maße Approx. Dimensions						Bestellzeichen Order-Code Standard	Brutto-Preis Gross-Price Euro (€)
				L1	L2	L3	I	SW2	SW3		
L	160	22	G 3/4" zyl	44	27,5	26	16	27	36	WE-L-22-G 3/4"-z	43,59
L	160	28	G 1" zyl	47	30,5	30	18	36	41	WE-L-28-G 1"-z	89,48
L	160	35	G 1 1/4" zyl	56	34,5	34	20	41	50	WE-L-35-G 1 1/4"-z	148,28
L	160	42	G 1 1/2" zyl	63	40,0	39	22	50	60	WE-L-42-G 1 1/2"-z	196,85

Reihe Series	Druck Pressure PN	Rohr A.D. Tube O.D. D1	Gewinde Thread G	Ca. Maße Approx. Dimensions						Bestellzeichen Order-Code Standard	Brutto-Preis Gross-Price Euro (€)
				L1	L2	L3	I	SW2	SW3		
S	400	20	G 3/4" zyl	48	26,5	26	16	27	36	WE-S-20-G 3/4"-z	45,68
S	250	25	G 1" zyl	54	30,0	30	18	36	46	WE-S-25-G 1"-z	99,70
S	160	30	G 1 1/4" zyl	62	35,5	34	20	41	50	WE-S-30-G 1 1/4"-z	148,28
S	160	38	G 1 1/2" zyl	72	41,0	39	22	50	60	WE-S-38-G 1 1/2"-z	204,52



**Winkel-Einschraubverschraubungen**

L- und S-Reihe

Einschraubgewinde: Whitworth-Rohrgewinde - Zylindrisch  
Abdichtung durch Dichtkante Form B

**Stud Elbows**

L- and S-Series

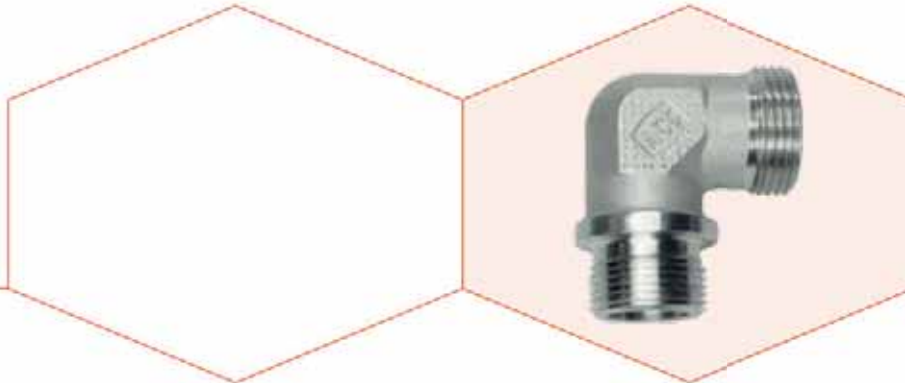
Thread: BSP - Parallel

Sealing by Sealing Shoulder Form B

Reihe Series	Druck Pressure PN	Rohr A.D. Tube O.D. D1	Gewinde Thread G	Ca. Maße Approx. Dimensions						Bestellzeichen Order-Code SC	Brutto-Preis Gross-Price Euro (€)
				L1	L2	L3	i	SW2	SW3		
L	160	22	G 3/4" zyl	44	27,5	26	16	27	36	WE-L-22-G 3/4"-z-SC	45,35
L	160	28	G 1" zyl	47	30,5	30	18	36	41	WE-L-28-G 1"-z-SC	91,48
L	160	35	G 1 1/4" zyl	56	34,5	34	20	41	50	WE-L-35-G 1 1/4"-z-SC	152,00
L	160	42	G 1 1/2" zyl	63	40,0	39	22	50	60	WE-L-42-G 1 1/2"-z-SC	201,17

Reihe Series	Druck Pressure PN	Rohr A.D. Tube O.D. D1	Gewinde Thread G	Ca. Maße Approx. Dimensions						Bestellzeichen Order-Code SC	Brutto-Preis Gross-Price Euro (€)
				L1	L2	L3	i	SW2	SW3		
S	400	20	G 3/4" zyl	48	26,5	26	16	27	36	WE-S-20-G 3/4"-z-SC	47,56
S	250	25	G 1" zyl	54	30,0	30	18	36	46	WE-S-25-G 1"-z-SC	102,70
S	160	30	G 1 1/4" zyl	62	35,5	34	20	41	50	WE-S-30-G 1 1/4"-z-SC	152,44
S	160	38	G 1 1/2" zyl	72	41,0	39	22	50	60	WE-S-38-G 1 1/2"-z-SC	210,16



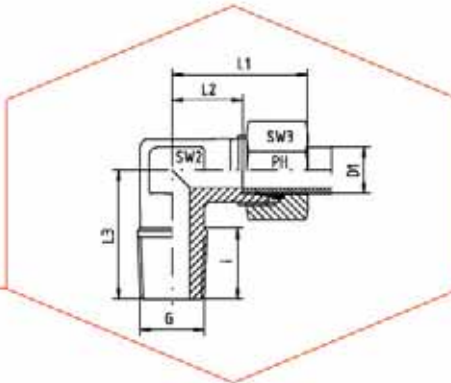


**Winkel-Einschraubverschraubungsstutzen**  
L- und S-Reihe  
Einschraubgewinde: Whitworth-Rohrgewinde - Zylindrisch  
Abdichtung durch Dichtkante Form B

**Stud Elbow Bodies**  
L- and S-Series  
Thread: BSP - Parallel  
Sealing by Sealing Shoulder Form B

Reihe Series	Druck Pressure PN	Rohr A.D. Tube O.D. D1	Gewinde Thread G	Ca. Maße Approx. Dimensions				Bestellzeichen Order-Code OMD	Brutto-Preis Gross-Price Euro (€)
L	160	22	G 3/4" zyl					WE-L-22-G 3/4"-z-OMD	33,28
L	160	28	G 1" zyl					WE-L-28-G 1"-z-OMD	74,63
L	160	35	G 1 1/4" zyl					WE-L-35-G 1 1/4"-z-OMD	127,17
L	160	42	G 1 1/2" zyl					WE-L-42-G 1 1/2"-z-OMD	169,42

Reihe Series	Druck Pressure PN	Rohr A.D. Tube O.D. D1	Gewinde Thread G	Ca. Maße Approx. Dimensions				Bestellzeichen Order-Code OMD	Brutto-Preis Gross-Price Euro (€)
S	400	20	G 3/4" zyl					WE-S-20-G 3/4"-z-OMD	35,10
S	250	25	G 1" zyl					WE-S-25-G 1"-z-OMD	81,08
S	160	30	G 1 1/4" zyl					WE-S-30-G 1 1/4"-z-OMD	124,84
S	160	38	G 1 1/2" zyl					WE-S-38-G 1 1/2"-z-OMD	172,71



**Winkel-Einschraubverschraubungen**  
 LL-, L- und S-Reihe  
 Einschraubgewinde: Metrisches Feingewinde - Kegelig

**Stud Elbows**  
 LL-, L- and S-Series  
 Thread: Metric - Taper

Reihe Series	Druck Pressure PN	Rohr A.D. Tube O.D. D1	Gewinde Thread G	Ca. Maße Approx. Dimensions						Bestellzeichen Order-Code Standard	Brutto-Preis Gross-Price Euro (€)
				L1	L2	L3	i	SW2	SW3		
LL	100	4	M 6 x 1 keg	21	11,0	17	8	9	10	WE-LL-04-M 6x1-k	16,62
LL	100	4	M 8 x 1 keg	21	11,0	17	8	9	10	WE-LL-04-M 8x1-k	13,81
LL	100	4	M 10 x 1 keg	21	11,0	17	8	9	10	WE-LL-04-M 10x1-k	16,62
LL	100	6	M 6 x 1 keg	23	10,0	17	8	9	12	WE-LL-06-M 6x1-k	17,13
LL	100	6	M 8 x 1 keg	23	10,0	17	8	9	12	WE-LL-06-M 8x1-k	17,13
LL	100	6	M 10 x 1 keg	21	9,5	17	8	9	12	WE-LL-06-M 10x1-k	14,27
LL	100	8	M 6 x 1 keg	23	11,5	20	8	12	14	WE-LL-08-M 6x1-k	17,64
LL	100	8	M 8 x 1 keg	23	11,5	20	8	12	14	WE-LL-08-M 8x1-k	17,64
LL	100	8	M 10 x 1 keg	23	11,5	20	8	12	14	WE-LL-08-M 10x1-k	14,57

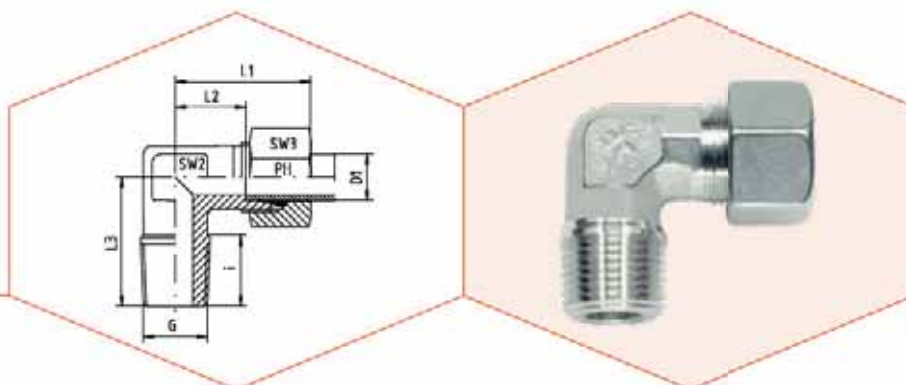
Reihe Series	Druck Pressure PN	Rohr A.D. Tube O.D. D1	Gewinde Thread G	Ca. Maße Approx. Dimensions						Bestellzeichen Order-Code Standard	Brutto-Preis Gross-Price Euro (€)
				L1	L2	L3	i	SW2	SW3		
L	315	6	M 10 x 1 keg	27	12,0	20	8	12	14	WE-L-06-M 10x1-k	12,35
L	315	8	M 12 x 1,5 keg	29	14,0	26	12	12	17	WE-L-08-M 12x1,5-k	14,27
L	315	10	M 12 x 1,5 keg	30	15,0	27	12	14	19	WE-L-10-M 12x1,5-k	17,26
L	315	10	M 14 x 1,5 keg	30	15,0	27	12	14	19	WE-L-10-M 14x1,5-k	15,80
L	315	10	M 16 x 1,5 keg	30	15,0	28	12	14	19	WE-L-10-M 16x1,5-k	18,50
L	315	12	M 16 x 1,5 keg	32	17,0	28	12	17	22	WE-L-12-M 16x1,5-k	16,34
L	315	15	M 18 x 1,5 keg	36	21,0	32	12	19	27	WE-L-15-M 18x1,5-k	24,44
L	315	18	M 22 x 1,5 keg	40	23,0	38	14	24	32	WE-L-18-M 22x1,5-k	33,87

Reihe Series	Druck Pressure PN <sup>(1)</sup>	Rohr A.D. Tube O.D. D1	Gewinde Thread G	Ca. Maße Approx. Dimensions						Bestellzeichen Order-Code Standard	Brutto-Preis Gross-Price Euro (€)
				L1	L2	L3	i	SW2	SW3		
S	630	6	M 12 x 1,5 keg	31	16,0	26	12	12	17	WE-S-06-M 12x1,5-k	15,24
S	630	8	M 14 x 1,5 keg	32	17,0	27	12	14	19	WE-S-08-M 14x1,5-k	17,28
S	630	10	M 16 x 1,5 keg	34	17,5	28	12	17	22	WE-S-10-M 16x1,5-k	20,86
S	630	12	M 18 x 1,5 keg	38	21,5	28	12	17	24	WE-S-12-M 18x1,5-k	26,05
S	630	14	M 20 x 1,5 keg	40	22,0	32	14	19	27	WE-S-14-M 20x1,5-k	31,75
S	630	16	M 22 x 1,5 keg	43	24,5	32	14	24	30	WE-S-16-M 22x1,5-k	40,03

<sup>(1)</sup> Die angegebenen Druckstufen sind nur gültig, wenn die Einschraublöcher mit kegeligem Gewinde vorhanden sind.

<sup>(1)</sup> The pressure rates are only valid, if the female parts are with tapered threads, too.





**Winkel-Einschraubverschraubungen**  
L- und S-Reihe  
Einschraubgewinde: Metrisches Feingewinde - Kegelig

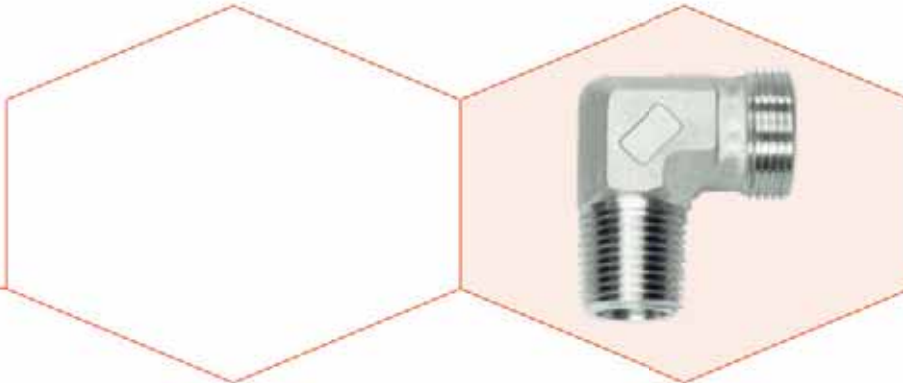
**Stud Elbows**  
L- and S-Series  
Thread: Metric - Taper

Reihe Series	Druck Pressure PN	Rohr A.D. Tube O.D. D1	Gewinde Thread G	Ca. Maße Approx. Dimensions						Bestellzeichen Order-Code SC	Brutto-Preis Gross-Price Euro (€)
				L1	L2	L3	i	SW2	SW3		
L	315	6	M 10 x 1 keg	27	12,0	20	8	12	14	WE-L-06-M 10x1-k-SC	12,67
L	315	8	M 12 x 1,5 keg	29	14,0	26	12	12	17	WE-L-08-M 12x1,5-k-SC	14,71
L	315	10	M 12 x 1,5 keg	30	15,0	27	12	14	19	WE-L-10-M 12x1,5-k-SC	17,70
L	315	10	M 14 x 1,5 keg	30	15,0	27	12	14	19	WE-L-10-M 14x1,5-k-SC	16,24
L	315	12	M 16 x 1,5 keg	32	17,0	28	12	17	22	WE-L-12-M 16x1,5-k-SC	16,90
L	315	15	M 18 x 1,5 keg	36	21,0	32	12	19	27	WE-L-15-M 18x1,5-k-SC	25,52
L	315	18	M 22 x 1,5 keg	40	23,0	36	14	24	32	WE-L-18-M 22x1,5-k-SC	35,31

Reihe Series	Druck Pressure PN <sup>(1)</sup>	Rohr A.D. Tube O.D. D1	Gewinde Thread G	Ca. Maße Approx. Dimensions						Bestellzeichen Order-Code SC	Brutto-Preis Gross-Price Euro (€)
				L1	L2	L3	i	SW2	SW3		
S	630	6	M 12 x 1,5 keg	31	16,0	26	12	12	17	WE-S-06-M 12x1,5-k-SC	15,68
S	630	8	M 14 x 1,5 keg	32	17,0	27	12	14	19	WE-S-08-M 14x1,5-k-SC	17,72
S	630	10	M 16 x 1,5 keg	34	17,5	28	12	17	22	WE-S-10-M 16x1,5-k-SC	21,42
S	630	12	M 18 x 1,5 keg	38	21,5	28	12	17	24	WE-S-12-M 18x1,5-k-SC	26,89
S	630	14	M 20 x 1,5 keg	40	22,0	32	14	19	27	WE-S-14-M 20x1,5-k-SC	33,31
S	630	16	M 22 x 1,5 keg	43	24,5	32	14	24	30	WE-S-16-M 22x1,5-k-SC	41,59

<sup>(1)</sup> Die angegebenen Druckstufen sind nur gültig, wenn die Einschraublöcher mit kegeligem Gewinde vorhanden sind.

<sup>(1)</sup> The pressure rates are only valid, if the female parts are with tapered threads, too.



**Winkel-Einschraubverschraubungstutzen**  
 LL-, L- und S-Reihe  
 Einschraubgewinde: Metrisches Feingewinde - Kegelig

**Stud Elbow Bodies**  
 LL-, L- and S-Series  
 Thread: Metric - Taper

Reihe Series	Druck Pressure PN	Rohr A.D. Tube O.D. D1	Gewinde Thread G	Ca. Maße Approx. Dimensions				Bestellzeichen Order-Code OMD	Brutto-Preis Gross-Price Euro (€)
LL	100	4	M 6 x 1 keg					WE-LL-04-M 6x1-k-OMD	13,96
LL	100	4	M 8 x 1 keg					WE-LL-04-M 8x1-k-OMD	11,15
LL	100	4	M 10 x 1 keg					WE-LL-04-M 10x1-k-OMD	13,96
LL	100	6	M 6 x 1 keg					WE-LL-06-M 6x1-k-OMD	14,09
LL	100	6	M 8 x 1 keg					WE-LL-06-M 8x1-k-OMD	14,09
LL	100	6	M 10 x 1 keg					WE-LL-06-M 10x1-k-OMD	11,23
LL	100	8	M 6 x 1 keg					WE-LL-08-M 6x1-k-OMD	14,14
LL	100	8	M 8 x 1 keg					WE-LL-08-M 8x1-k-OMD	14,14
LL	100	8	M 10 x 1 keg					WE-LL-08-M 10x1-k-OMD	11,07

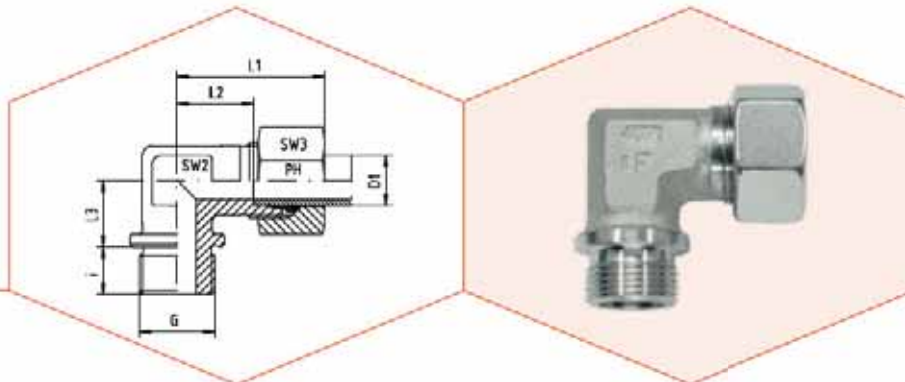
Reihe Series	Druck Pressure PN	Rohr A.D. Tube O.D. D1	Gewinde Thread G	Ca. Maße Approx. Dimensions				Bestellzeichen Order-Code OMD	Brutto-Preis Gross-Price Euro (€)
L	315	6	M 10 x 1,5 keg					WE-L-06-M 10x1,5-k-OMD	10,04
L	315	8	M 12 x 1,5 keg					WE-L-08-M 12x1,5-k-OMD	11,47
L	315	10	M 12 x 1,5 keg					WE-L-10-M 12x1,5-k-OMD	13,90
L	315	10	M 14 x 1,5 keg					WE-L-10-M 14x1,5-k-OMD	12,44
L	315	12	M 16 x 1,5 keg					WE-L-12-M 16x1,5-k-OMD	12,45
L	315	15	M 18 x 1,5 keg					WE-L-15-M 18x1,5-k-OMD	19,30
L	315	18	M 22 x 1,5 keg					WE-L-18-M 22x1,5-k-OMD	25,05

Reihe Series	Druck Pressure PN <sup>(1)</sup>	Rohr A.D. Tube O.D. D1	Gewinde Thread G	Ca. Maße Approx. Dimensions				Bestellzeichen Order-Code OMD	Brutto-Preis Gross-Price Euro (€)
S	630	6	M 12 x 1,5 keg					WE-S-06-M 12x1,5-k-OMD	12,45
S	630	8	M 14 x 1,5 keg					WE-S-08-M 14x1,5-k-OMD	14,08
S	630	10	M 16 x 1,5 keg					WE-S-10-M 16x1,5-k-OMD	16,92
S	630	12	M 18 x 1,5 keg					WE-S-12-M 18x1,5-k-OMD	21,60
S	630	14	M 20 x 1,5 keg					WE-S-14-M 20x1,5-k-OMD	26,25
S	630	18	M 22 x 1,5 keg					WE-S-16-M 22x1,5-k-OMD	31,82

<sup>(1)</sup> Die angegebenen Druckstufen sind nur gültig, wenn die Einschraublöcher mit kegeligem Gewinde vorhanden sind.

<sup>(1)</sup> The pressure rates are only valid, if the female parts are with tapered threads, too.




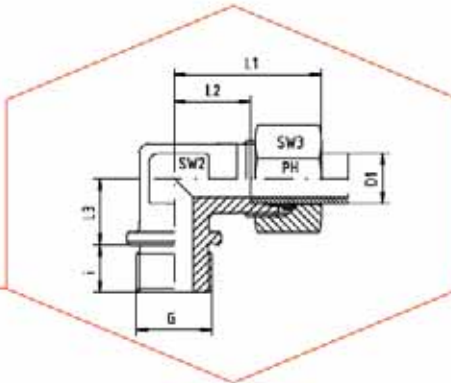


**Winkel-Einschraubverschraubungen**  
L- und S-Reihe  
Einschraubgewinde: Metrisches Feingewinde - Zylindrisch  
Abdichtung durch Dichtkante Form B

**Stud Elbows**  
L- and S-Series  
Thread: Metric - Parallel  
Sealing by Sealing Shoulder Form B

Reihe Series	Druck Pressure PN	Rohr A.D. Tube O.D. D1	Gewinde Thread G	Ca. Maße Approx. Dimensions						Bestellzeichen Order-Code Standard	Brutto-Preis Gross-Price Euro (€)
				L1	L2	L3	i	SW2	SW3		
L	160	22	M 26 x 1,5 zyl	44	27,5	26	16	27	36	WE-L-22-M 26x1,5-z	48,68
L	160	28	M 33 x 2 zyl	47	30,5	30	18	36	41	WE-L-28-M 33x2-z	101,24
L	160	35	M 42 x 2 zyl	56	34,5	34	20	41	50	WE-L-35-M 42x2-z	170,26
L	160	42	M 48 x 2 zyl	63	40,0	39	22	50	60	WE-L-42-M 48x2-z	208,61

Reihe Series	Druck Pressure PN	Rohr A.D. Tube O.D. D1	Gewinde Thread G	Ca. Maße Approx. Dimensions						Bestellzeichen Order-Code Standard	Brutto-Preis Gross-Price Euro (€)
				L1	L2	L3	i	SW2	SW3		
S	400	20	M 27 x 2 zyl	48	26,5	26	16	27	36	WE-S-20-M 27x2-z	50,77
S	250	25	M 33 x 2 zyl	54	30,0	30	18	36	46	WE-S-25-M 33x2-z	106,35
S	160	30	M 42 x 2 zyl	62	35,5	34	20	41	50	WE-S-30-M 42x2-z	149,04
S	160	38	M 48 x 2 zyl	72	41,0	39	22	50	60	WE-S-38-M 48x2-z	208,05



**Winkel-Einschraubverschraubungen**

L- und S-Reihe

Einschraubgewinde: Metrisches Feingewinde - Zylindrisch  
Abdichtung durch Dichtkante Form B

**Stud Elbows**

L- and S-Series

Thread: Metric - Parallel

Sealing by Sealing Shoulder Form B

Reihe Series	Druck Pressure PN	Rohr A.D. Tube O.D. D1	Gewinde Thread G	Ca. Maße Approx. Dimensions						Bestellzeichen Order-Code SC	Brutto-Preis Gross-Price Euro (€)
				L1	L2	L3	i	SW2	SW3		
L	160	22	M 26 x 1,5 zyl	44	27,5	26	16	27	36	WE-L-22-M 26x1,5-z-SC	50,44
L	160	28	M 33 x 2 zyl	47	30,5	30	18	36	41	WE-L-28-M 33x2-z-SC	103,24
L	160	35	M 42 x 2 zyl	56	34,5	34	20	41	50	WE-L-35-M 42x2-z-SC	173,98
L	160	42	M 48 x 2 zyl	63	40,0	39	22	50	60	WE-L-42-M 48x2-z-SC	212,93

Reihe Series	Druck Pressure PN	Rohr A.D. Tube O.D. D1	Gewinde Thread G	Ca. Maße Approx. Dimensions						Bestellzeichen Order-Code SC	Brutto-Preis Gross-Price Euro (€)
				L1	L2	L3	i	SW2	SW3		
S	400	20	M 27 x 2 zyl	48	26,5	26	16	27	36	WE-S-20-M 27x2-z-SC	52,65
S	250	25	M 33 x 2 zyl	54	30,0	30	18	36	46	WE-S-25-M 33x2-z-SC	109,35
S	160	30	M 42 x 2 zyl	62	35,5	34	20	41	50	WE-S-30-M 42x2-z-SC	153,20
S	160	38	M 48 x 2 zyl	72	41,0	39	22	50	60	WE-S-38-M 48x2-z-SC	211,69





**Winkel-Einschraubverschraubungsstutzen**

L- und S-Reihe

Einschraubgewinde: Metrisches Feingewinde - Zylindrisch  
Abdichtung durch Dichtkante Form B

**Stud Elbow Bodies**

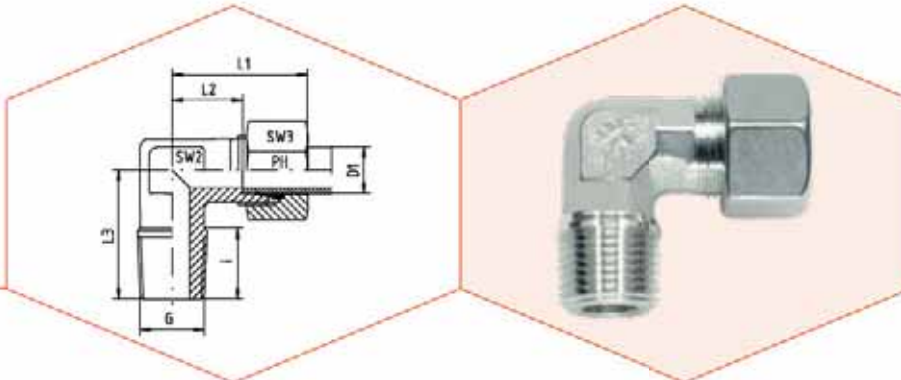
L- and S-Series

Thread: Metric - Parallel

Sealing by Sealing Shoulder Form B

Reihe Series	Druck Pressure PN	Rohr A.D. Tube O.D. D1	Gewinde Thread G	Ca. Maße Approx. Dimensions				Bestellzeichen Order-Code OMD	Brutto-Preis Gross-Price Euro (€)
L	160	22	M 26 x 1,5 zyl					WE-L-22-M 26x1,5-z-OMD	38,37
L	160	28	M 33 x 2 zyl					WE-L-28-M 33x2-z-OMD	86,39
L	160	35	M 42 x 2 zyl					WE-L-35-M 42x2-z-OMD	149,15
L	160	42	M 48 x 2 zyl					WE-L-42-M 48x2-z-OMD	181,18

Reihe Series	Druck Pressure PN	Rohr A.D. Tube O.D. D1	Gewinde Thread G	Ca. Maße Approx. Dimensions				Bestellzeichen Order-Code OMD	Brutto-Preis Gross-Price Euro (€)
S	400	20	M 27 x 2 zyl					WE-S-20-M 27x2-z-OMD	40,19
S	250	25	M 33 x 2 zyl					WE-S-25-M 33x2-z-OMD	87,73
S	160	30	M 42 x 2 zyl					WE-S-30-M 42x2-z-OMD	125,60
S	160	38	M 48 x 2 zyl					WE-S-38-M 48x2-z-OMD	174,24



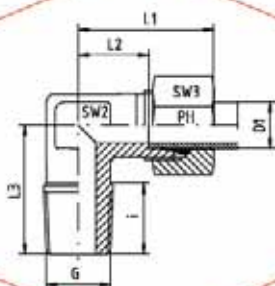
**Winkel-Einschraubverschraubungen**  
 LL- und L-Reihe  
 Einschraubgewinde: NPT

**Stud Elbows**  
 LL- and L-Series  
 Thread: NPT

Reihe Series	Druck Pressure PN	Rohr A.D. Tube O.D. D1	Gewinde Thread G	Ca. Maße Approx. Dimensions						Bestellzeichen Order-Code Standard	Brutto-Preis Gross-Price Euro (€)
				L1	L2	L3	i	SW2	SW3		
LL	100	4	1/8" NPT	21,0	11,0	17	10,0	9	10	WE-LL-04-1/8"-NPT	15,40
LL	100	6	1/8" NPT	21,0	9,5	17	10,0	9	12	WE-LL-06-1/8"-NPT	16,30
LL	100	8	1/8" NPT	23,0	11,5	20	10,0	12	14	WE-LL-08-1/8"-NPT	17,40

Reihe Series	Druck Pressure PN	Rohr A.D. Tube O.D. D1	Gewinde Thread G	Ca. Maße Approx. Dimensions						Bestellzeichen Order-Code Standard	Brutto-Preis Gross-Price Euro (€)
				L1	L2	L3	i	SW2	SW3		
L	315	6	1/8" NPT	27,0	12,0	20	10,0	12	14	WE-L-06-1/8"-NPT	16,51
L	315	6	1/4" NPT	29,0	14,0	26	15,0	12	14	WE-L-06-1/4"-NPT	17,46
L	315	6	3/8" NPT	33,0	18,0	28	15,3	14	14	WE-L-06-3/8"-NPT	23,19
L	315	6	1/2" NPT	30,5	15,5	30	20,0	17	14	WE-L-06-1/2"-NPT	27,07
L	315	8	1/8" NPT	29,0	14,0	26	10,0	12	17	WE-L-08-1/8"-NPT	18,56
L	315	8	1/4" NPT	29,0	14,0	26	15,0	12	17	WE-L-08-1/4"-NPT	19,43
L	315	8	3/8" NPT	29,0	14,0	26	15,3	14	17	WE-L-08-3/8"-NPT	23,67
L	315	8	1/2" NPT	34,5	19,5	30	20,0	17	17	WE-L-08-1/2"-NPT	27,30
L	315	10	1/8" NPT	30,0	15,0	27	10,0	14	19	WE-L-10-1/8"-NPT	23,47
L	315	10	1/4" NPT	30,0	15,0	27	15,0	14	19	WE-L-10-1/4"-NPT	22,60
L	315	10	3/8" NPT	32,0	17,0	28	15,3	14	19	WE-L-10-3/8"-NPT	23,78
L	315	10	1/2" NPT	37,0	21,0	33	20,0	17	19	WE-L-10-1/2"-NPT	26,84
L	315	12	1/4" NPT	32,0	17,0	28	15,0	17	22	WE-L-12-1/4"-NPT	24,31
L	315	12	3/8" NPT	32,0	17,0	28	15,3	17	22	WE-L-12-3/8"-NPT	24,31
L	315	12	1/2" NPT	36,0	21,0	34	20,0	17	22	WE-L-12-1/2"-NPT	27,07
L	315	15	3/8" NPT	36,0	21,0	34	15,3	19	27	WE-L-15-3/8"-NPT	30,65
L	315	15	1/2" NPT	38,0	21,0	34	20,0	19	27	WE-L-15-1/2"-NPT	30,85
L	160	15	3/4" NPT	36,0	21,0	42	20,0	24	27	WE-L-15-3/4"-NPT	50,14
L	315	18	3/8" NPT	40,0	23,5	36	15,3	24	32	WE-L-18-3/8"-NPT	43,02
L	315	18	1/2" NPT	40,0	23,5	36	20,0	24	32	WE-L-18-1/2"-NPT	41,90
L	160	18	3/4" NPT	38,5	22,0	41	20,0	24	32	WE-L-18-3/4"-NPT	51,14
L	160	22	1/2" NPT	44,0	27,5	42	20,0	27	36	WE-L-22-1/2"-NPT	51,64
L	160	22	3/4" NPT	44,0	27,5	42	20,0	27	36	WE-L-22-3/4"-NPT	51,64
L	160	28	3/4" NPT	47,0	30,5	48	20,0	36	41	WE-L-28-3/4"-NPT	104,75
L	160	28	1" NPT	47,0	30,5	48	25,0	36	41	WE-L-28-1"-NPT	97,15
L	160	35	1 1/4" NPT	56,0	34,5	54	25,5	41	50	WE-L-35-1 1/4"-NPT	150,83
L	160	42	1 1/2" NPT	63,0	40,0	61	26,0	50	60	WE-L-42-1 1/2"-NPT	207,08

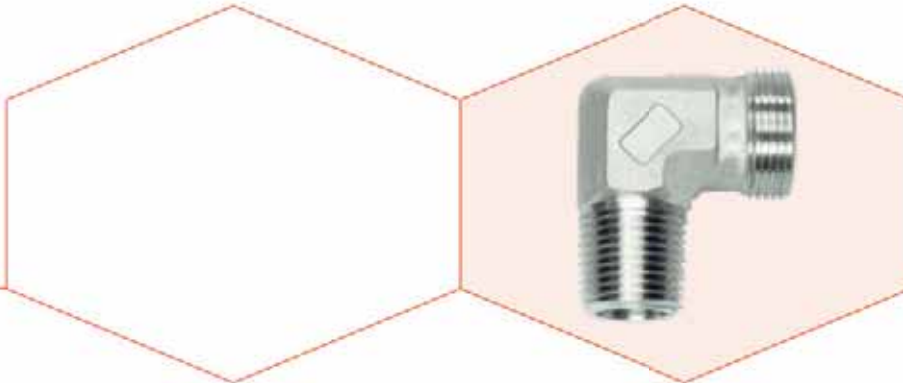




Winkel-Einschraubverschraubungen  
L-Reihe  
Einschraubgewinde: NPT

Stud Elbows  
L-Series  
Thread: NPT

Reihe Series	Druck Pressura PN	Rohr A.D. Tube O.D. D1	Gewinde Thread G	Ca. Maße Approx. Dimensions						Bestellzeichen Order-Code SC	Brutto-Preis Gross-Price Euro (€)
				L1	L2	L3	I	SW2	SW3		
L	315	6	1/8" NPT	27,0	12,0	20	10,0	12	14	WE-L-06-1/8"-NPT-SC	16,83
L	315	6	1/4" NPT	29,0	14,0	26	15,0	12	14	WE-L-06-1/4"-NPT-SC	17,78
L	315	6	3/8" NPT	33,0	18,0	28	15,3	14	14	WE-L-06-3/8"-NPT-SC	23,51
L	315	6	1/2" NPT	30,5	15,5	30	20,0	17	14	WE-L-06-1/2"-NPT-SC	27,39
L	315	8	1/8" NPT	29,0	14,0	26	10,0	12	17	WE-L-08-1/8"-NPT-SC	19,00
L	315	8	1/4" NPT	29,0	14,0	26	15,0	12	17	WE-L-08-1/4"-NPT-SC	19,87
L	315	8	3/8" NPT	29,0	14,0	26	15,3	14	17	WE-L-08-3/8"-NPT-SC	24,11
L	315	8	1/2" NPT	34,5	19,5	30	20,0	17	17	WE-L-08-1/2"-NPT-SC	27,74
L	315	10	1/8" NPT	30,0	15,0	27	10,0	14	19	WE-L-10-1/8"-NPT-SC	23,81
L	315	10	1/4" NPT	30,0	15,0	27	15,0	14	19	WE-L-10-1/4"-NPT-SC	23,04
L	315	10	3/8" NPT	32,0	17,0	28	15,3	14	19	WE-L-10-3/8"-NPT-SC	24,22
L	315	10	1/2" NPT	37,0	21,0	33	20,0	17	19	WE-L-10-1/2"-NPT-SC	27,28
L	315	12	1/4" NPT	32,0	17,0	28	15,0	17	22	WE-L-12-1/4"-NPT-SC	24,87
L	315	12	3/8" NPT	32,0	17,0	28	15,3	17	22	WE-L-12-3/8"-NPT-SC	24,87
L	315	12	1/2" NPT	36,0	21,0	34	20,0	17	22	WE-L-12-1/2"-NPT-SC	27,63
L	315	15	3/8" NPT	36,0	21,0	34	15,3	19	27	WE-L-15-3/8"-NPT-SC	31,73
L	315	15	1/2" NPT	36,0	21,0	34	20,0	19	27	WE-L-15-1/2"-NPT-SC	31,73
L	160	15	3/4" NPT	36,0	21,0	42	20,0	24	27	WE-L-15-3/4"-NPT-SC	51,78
L	315	18	3/8" NPT	40,0	23,5	36	15,3	24	32	WE-L-18-3/8"-NPT-SC	44,88
L	315	18	1/2" NPT	40,0	23,5	36	20,0	24	32	WE-L-18-1/2"-NPT-SC	43,54
L	160	18	3/4" NPT	38,5	22,0	41	20,0	24	32	WE-L-18-3/4"-NPT-SC	52,78
L	160	22	1/2" NPT	44,0	27,5	42	20,0	27	36	WE-L-22-1/2"-NPT-SC	53,40
L	160	22	3/4" NPT	44,0	27,5	42	20,0	27	36	WE-L-22-3/4"-NPT-SC	53,40
L	160	28	3/4" NPT	47,0	30,5	48	20,0	36	41	WE-L-28-3/4"-NPT-SC	106,75
L	160	28	1" NPT	47,0	30,5	48	25,0	36	41	WE-L-28-1"-NPT-SC	99,15
L	160	35	1 1/4" NPT	56,0	34,5	54	25,5	41	50	WE-L-35-1 1/4"-NPT-SC	154,55
L	160	42	1 1/2" NPT	63,0	40,0	61	26,0	50	60	WE-L-42-1 1/2"-NPT-SC	211,40



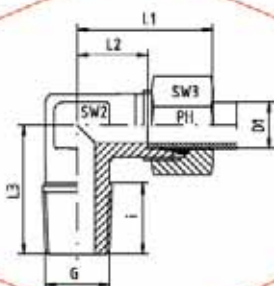
**Winkel-Einschraubverschraubungsstutzen**  
LL- und L-Reihe  
Einschraubgewinde: NPT

**Stud Elbow Bodies**  
LL- and L-Series  
Thread: NPT

Reihe Series	Druck Pressure PN	Rohr A.D. Tube O.D. D1	Gewinde Thread G	Ca. Maße Approx. Dimensions				Bestellzeichen Order-Code OMD	Brutto-Preis Gross-Price Euro (€)
LL	100	4	1/8" NPT					WE-LL-04-1/8"-NPT-OMD	12,74
LL	100	6	1/8" NPT					WE-LL-06-1/8"-NPT-OMD	13,26
LL	100	8	1/8" NPT					WE-LL-08-1/8"-NPT-OMD	13,90

Reihe Series	Druck Pressure PN	Rohr A.D. Tube O.D. D1	Gewinde Thread G	Ca. Maße Approx. Dimensions				Bestellzeichen Order-Code OMD	Brutto-Preis Gross-Price Euro (€)
L	315	6	1/8" NPT					WE-L-06-1/8"-NPT-OMD	14,20
L	315	6	1/4" NPT					WE-L-06-1/4"-NPT-OMD	15,15
L	315	6	3/8" NPT					WE-L-06-3/8"-NPT-OMD	20,88
L	315	6	1/2" NPT					WE-L-06-1/2"-NPT-OMD	24,76
L	315	8	1/8" NPT					WE-L-08-1/8"-NPT-OMD	15,76
L	315	8	1/4" NPT					WE-L-08-1/4"-NPT-OMD	16,63
L	315	8	3/8" NPT					WE-L-08-3/8"-NPT-OMD	20,87
L	315	8	1/2" NPT					WE-L-08-1/2"-NPT-OMD	24,50
L	315	10	1/8" NPT					WE-L-10-1/8"-NPT-OMD	20,11
L	315	10	1/4" NPT					WE-L-10-1/4"-NPT-OMD	19,24
L	315	10	3/8" NPT					WE-L-10-3/8"-NPT-OMD	20,42
L	315	10	1/2" NPT					WE-L-10-1/2"-NPT-OMD	23,48
L	315	12	1/4" NPT					WE-L-12-1/4"-NPT-OMD	20,42
L	315	12	3/8" NPT					WE-L-12-3/8"-NPT-OMD	20,42
L	315	12	1/2" NPT					WE-L-12-1/2"-NPT-OMD	23,18
L	315	15	3/8" NPT					WE-L-15-3/8"-NPT-OMD	25,51
L	315	15	1/2" NPT					WE-L-15-1/2"-NPT-OMD	25,51
L	160	15	3/4" NPT					WE-L-15-3/4"-NPT-OMD	41,52
L	315	18	3/8" NPT					WE-L-18-3/8"-NPT-OMD	34,40
L	315	18	1/2" NPT					WE-L-18-1/2"-NPT-OMD	33,28
L	160	18	3/4" NPT					WE-L-18-3/4"-NPT-OMD	42,52
L	160	22	1/2" NPT					WE-L-22-1/2"-NPT-OMD	41,33
L	160	22	3/4" NPT					WE-L-22-3/4"-NPT-OMD	41,33
L	160	28	3/4" NPT					WE-L-28-3/4"-NPT-OMD	89,90
L	160	28	1" NPT					WE-L-28-1"-NPT-OMD	82,30
L	160	35	1 1/4" NPT					WE-L-35-1 1/4"-NPT-OMD	129,72
L	160	42	1 1/2" NPT					WE-L-42-1 1/2"-NPT-OMD	178,65

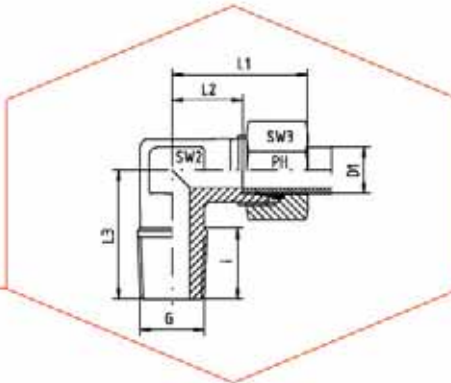




Winkel-Einschraubverschraubungen  
S-Reihe  
Einschraubgewinde: NPT

Stud Elbows  
S-Series  
Thread: NPT

Reihe Series	Druck Pressura PN	Rohr A.D. Tube O.D. D1	Gewinde Thread G	Ca. Maße Approx. Dimensions							Bestellzeichen Order-Code Standard	Brutto-Preis Gross-Price Euro (€)
				L1	L2	L3	I	SW2	SW3			
S	630	6	1/4" NPT	31	16,0	26	15,0	12	17	WE-S-06-1/4"-NPT	18,02	
S	630	6	3/8" NPT	32	17,5	27	15,3	14	17	WE-S-06-3/8"-NPT	22,60	
S	630	6	1/2" NPT	36	21,0	34	20,0	17	17	WE-S-06-1/2"-NPT	33,36	
S	630	8	1/4" NPT	32	17,0	27	15,0	14	19	WE-S-08-1/4"-NPT	21,73	
S	630	8	3/8" NPT	33	18,0	28	15,3	14	19	WE-S-08-3/8"-NPT	23,19	
S	630	8	1/2" NPT	38	23,0	34	20,0	17	19	WE-S-08-1/2"-NPT	32,80	
S	630	10	1/4" NPT	34	17,5	28	15,0	17	22	WE-S-10-1/4"-NPT	26,59	
S	630	10	3/8" NPT	34	17,5	28	15,3	17	22	WE-S-10-3/8"-NPT	23,52	
S	630	10	1/2" NPT	39	22,5	32	20,0	17	22	WE-S-10-1/2"-NPT	31,80	
S	630	12	1/4" NPT	38	21,5	29	15,0	17	24	WE-S-12-1/4"-NPT	29,60	
S	630	12	3/8" NPT	38	21,5	28	15,3	17	24	WE-S-12-3/8"-NPT	28,81	
S	630	12	1/2" NPT	39	21,5	34	20,0	17	24	WE-S-12-1/2"-NPT	32,06	
S	630	14	3/8" NPT	40	22,0	30	15,3	19	27	WE-S-14-3/8"-NPT	31,96	
S	630	14	1/2" NPT	40	22,0	34	20,0	19	27	WE-S-14-1/2"-NPT	32,21	
S	400	16	3/8" NPT	43	24,5	32	15,3	24	30	WE-S-16-3/8"-NPT	45,76	
S	400	16	1/2" NPT	43	24,5	36	20,0	24	30	WE-S-16-1/2"-NPT	44,46	
S	400	16	3/4" NPT	43	24,5	41	20,0	24	30	WE-S-16-3/4"-NPT	50,73	
S	400	20	1/2" NPT	48	26,5	42	20,0	27	36	WE-S-20-1/2"-NPT	52,15	
S	400	20	3/4" NPT	48	26,5	42	20,0	27	36	WE-S-20-3/4"-NPT	52,15	
S	400	25	1" NPT	54	30,0	48	25,0	36	46	WE-S-25-1"-NPT	115,04	
S	400	30	1 1/4" NPT	62	35,5	54	25,5	41	50	WE-S-30-1 1/4"-NPT	168,73	
S	315	38	1 1/2" NPT	72	41,0	61	26,0	50	60	WE-S-38-1 1/2"-NPT	227,53	



Winkel-Einschraubverschraubungen  
 S-Reihe  
 Einschraubgewinde: NPT

Stud Elbows  
 S-Series  
 Thread: NPT

Reihe Series	Druck Pressure PN	Rohr A.D. Tube O.D. D1	Gewinde Thread G	Ca. Maße Approx. Dimensions						Bestellzeichen Order-Code SC	Brutto-Preis Gross-Price Euro (€)
				L1	L2	L3	I	SW2	SW3		
S	630	6	1/4" NPT	31	16,0	26	15,0	12	17	WE-S-06-1/4"-NPT-SC	18,46
S	630	6	3/8" NPT	32	17,5	27	15,3	14	17	WE-S-06-3/8"-NPT-SC	23,04
S	630	6	1/2" NPT	36	21,0	34	20,0	17	17	WE-S-06-1/2"-NPT-SC	33,80
S	630	8	1/4" NPT	32	17,0	27	15,0	14	19	WE-S-08-1/4"-NPT-SC	22,17
S	630	8	3/8" NPT	33	18,0	28	15,3	14	18	WE-S-08-3/8"-NPT-SC	23,63
S	630	8	1/2" NPT	38	23,0	34	20,0	17	19	WE-S-08-1/2"-NPT-SC	33,24
S	630	10	1/4" NPT	34	17,5	28	15,0	17	22	WE-S-10-1/4"-NPT-SC	27,15
S	630	10	3/8" NPT	34	17,5	28	15,3	17	22	WE-S-10-3/8"-NPT-SC	24,08
S	630	10	1/2" NPT	39	22,5	32	20,0	17	22	WE-S-10-1/2"-NPT-SC	32,36
S	630	12	1/4" NPT	38	21,5	29	15,0	17	24	WE-S-12-1/4"-NPT-SC	30,44
S	630	12	3/8" NPT	38	21,5	28	15,3	17	24	WE-S-12-3/8"-NPT-SC	29,66
S	630	12	1/2" NPT	39	21,5	34	20,0	17	24	WE-S-12-1/2"-NPT-SC	32,90
S	630	14	3/8" NPT	40	22,0	30	15,3	19	27	WE-S-14-3/8"-NPT-SC	33,52
S	630	14	1/2" NPT	40	22,0	34	20,0	19	27	WE-S-14-1/2"-NPT-SC	33,77
S	400	16	3/8" NPT	43	24,5	32	15,3	24	30	WE-S-16-3/8"-NPT-SC	47,32
S	400	16	1/2" NPT	43	24,5	36	20,0	24	30	WE-S-16-1/2"-NPT-SC	46,02
S	400	16	3/4" NPT	43	24,5	41	20,0	24	30	WE-S-16-3/4"-NPT-SC	52,29
S	400	20	1/2" NPT	48	26,5	42	20,0	27	36	WE-S-20-1/2"-NPT-SC	54,03
S	400	20	3/4" NPT	48	26,5	42	20,0	27	36	WE-S-20-3/4"-NPT-SC	54,03
S	400	25	1" NPT	54	30,0	48	25,0	36	46	WE-S-25-1"-NPT-SC	118,04
S	400	30	1 1/4" NPT	62	35,5	54	25,5	41	50	WE-S-30-1 1/4"-NPT-SC	172,89
S	315	38	1 1/2" NPT	72	41,0	61	26,0	50	60	WE-S-38-1 1/2"-NPT-SC	233,17

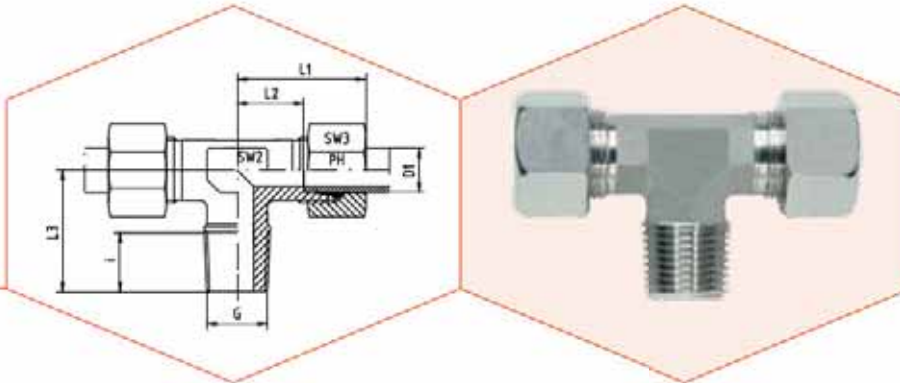




Winkel-Einschraubverschraubungsstutzen  
S-Reihe  
Einschraubgewinde: NPT

Stud Elbow Bodies  
S-Series  
Thread: NPT

Reihe Series	Druck Pressure PN	Rohr A.D. Tube O.D. D1	Gewinde Thread G	Ca. Maße Approx. Dimensions					Bestellzeichen Order-Code OMD	Brutto-Preis Gross-Price Euro (€)
S	630	6	1/4" NPT						WE-S-06-1/4"-NPT-OMD	15,23
S	630	6	3/8" NPT						WE-S-06-3/8"-NPT-OMD	19,81
S	630	6	1/2" NPT						WE-S-06-1/2"-NPT-OMD	30,57
S	630	8	1/4" NPT						WE-S-08-1/4"-NPT-OMD	18,53
S	630	8	3/8" NPT						WE-S-08-3/8"-NPT-OMD	19,99
S	630	8	1/2" NPT						WE-S-08-1/2"-NPT-OMD	29,60
S	630	10	1/4" NPT						WE-S-10-1/4"-NPT-OMD	22,65
S	630	10	3/8" NPT						WE-S-10-3/8"-NPT-OMD	19,58
S	630	10	1/2" NPT						WE-S-10-1/2"-NPT-OMD	27,86
S	630	12	1/4" NPT						WE-S-12-1/4"-NPT-OMD	25,15
S	630	12	3/8" NPT						WE-S-12-3/8"-NPT-OMD	24,36
S	630	12	1/2" NPT						WE-S-12-1/2"-NPT-OMD	27,61
S	630	14	3/8" NPT						WE-S-14-3/8"-NPT-OMD	26,46
S	630	14	1/2" NPT						WE-S-14-1/2"-NPT-OMD	28,71
S	400	16	3/8" NPT						WE-S-16-3/8"-NPT-OMD	37,55
S	400	16	1/2" NPT						WE-S-16-1/2"-NPT-OMD	38,25
S	400	16	3/4" NPT						WE-S-16-3/4"-NPT-OMD	42,52
S	400	20	1/2" NPT						WE-S-20-1/2"-NPT-OMD	41,57
S	400	20	3/4" NPT						WE-S-20-3/4"-NPT-OMD	41,57
S	400	25	1" NPT						WE-S-25-1"-NPT-OMD	96,42
S	400	30	1 1/4" NPT						WE-S-30-1 1/4"-NPT-OMD	145,29
S	315	38	1 1/2" NPT						WE-S-38-1 1/2"-NPT-OMD	195,72



T-Einschraubverschraubungen  
LL-, L- und S-Reihe  
Einschraubgewinde: Whitworth-Rohrgewinde - Kegelig

Stud Branch Tees  
LL-, L- and S-Series  
Thread: BSP - Taper

Reihe Series	Druck Pressure PN	Rohr A.D. Tube O.D. D1	Gewinde Thread G	Ca. Maße Approx. Dimensions						Bestellzeichen Order-Code Standard	Brutto-Preis Gross-Price Euro (€)
				L1	L2	L3	i	SW2	SW3		
LL	100	4	R 1/8" keg	21	11,0	17	8	9	10	TE-LL-04-R 1/8"-k	28,44
LL	100	6	R 1/8" keg	21	9,5	17	8	9	12	TE-LL-06-R 1/8"-k	29,24
LL	100	8	R 1/8" keg	23	11,5	20	8	12	14	TE-LL-08-R 1/8"-k	30,83

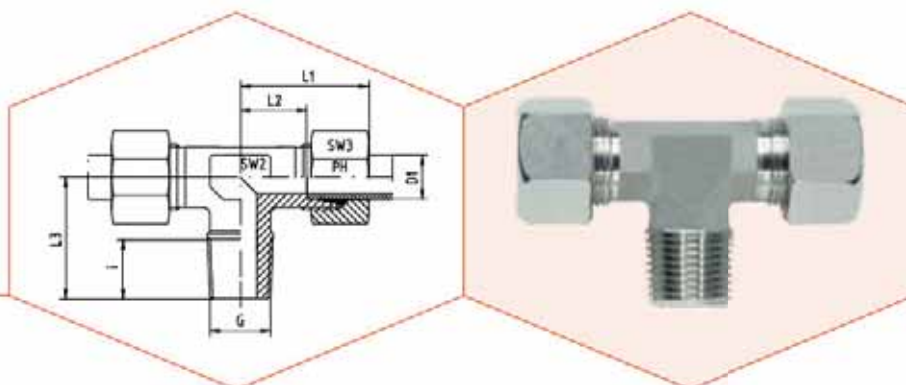
Reihe Series	Druck Pressure PN	Rohr A.D. Tube O.D. D1	Gewinde Thread G	Ca. Maße Approx. Dimensions						Bestellzeichen Order-Code Standard	Brutto-Preis Gross-Price Euro (€)
				L1	L2	L3	i	SW2	SW3		
L	315	6	R 1/8" keg	27	12,0	20	8	12	14	TE-L-06-R 1/8"-k	23,93
L	315	6	R 1/4" keg	29	14,0	26	12	12	14	TE-L-06-R 1/4"-k	28,33
L	315	8	R 1/4" keg	29	14,0	26	12	12	17	TE-L-08-R 1/4"-k	28,33
L	315	8	R 3/8" keg	30	15,0	28	12	14	17	TE-L-08-R 3/8"-k	31,14
L	315	10	R 1/8" keg				8	14	19	TE-L-10-R 1/8"-k	*
L	315	10	R 1/4" keg	30	15,0	27	12	14	19	TE-L-10-R 1/4"-k	31,07
L	315	10	R 3/8" keg	30	15,0	27	12	17	19	TE-L-10-R 3/8"-k	34,26
L	315	10	R 1/2" keg	37	21,0	33	14	17	19	TE-L-10-R 1/2"-k	35,46
L	315	12	R 1/4" keg	32	17,0	28	12	17	22	TE-L-12-R 1/4"-k	34,77
L	315	12	R 3/8" keg	32	17,0	28	12	17	22	TE-L-12-R 3/8"-k	34,77
L	315	12	R 1/2" keg	38	20,5	34	14	17	22	TE-L-12-R 1/2"-k	39,88
L	315	15	R 3/8" keg	36	21,0	34	12	19	27	TE-L-15-R 3/8"-k	49,80
L	315	15	R 1/2" keg	38	21,0	34	14	19	27	TE-L-15-R 1/2"-k	47,53
L	315	18	R 1/2" keg	40	23,5	36	14	24	32	TE-L-18-R 1/2"-k	69,03

Reihe Series	Druck Pressure PN <sup>(1)</sup>	Rohr A.D. Tube O.D. D1	Gewinde Thread G	Ca. Maße Approx. Dimensions						Bestellzeichen Order-Code Standard	Brutto-Preis Gross-Price Euro (€)
				L1	L2	L3	i	SW2	SW3		
S	630	6	R 1/4" keg	31	16,0	26	12	12	17	TE-S-06-R 1/4"-k	28,83
S	630	8	R 1/4" keg	32	17,0	27	12	14	19	TE-S-08-R 1/4"-k	31,06
S	630	10	R 3/8" keg	34	17,5	28	12	17	22	TE-S-10-R 3/8"-k	35,05
S	630	12	R 3/8" keg	38	21,5	28	12	17	24	TE-S-12-R 3/8"-k	44,43
S	630	12	R 1/2" keg	38	21,5	34	14	19	24	TE-S-12-R 1/2"-k	57,06
S	630	14	R 1/2" keg	40	22,0	32	14	19	27	TE-S-14-R 1/2"-k	49,93
S	400	16	R 1/2" keg	43	24,5	32	14	24	30	TE-S-16-R 1/2"-k	69,03

<sup>(1)</sup> Die angegebenen Druckstufen sind nur gültig, wenn die Einschraublöcher mit kegeligem Gewinde vorhanden sind.

<sup>(1)</sup> The pressure rates are only valid, if the female parts are with tapered threads, too.





**T-Einschraubverschraubungen**

L- und S-Reihe

Einschraubgewinde: Whitworth-Rohrgewinde - Kegelig

**Stud Branch Tees**

L- and S-Series

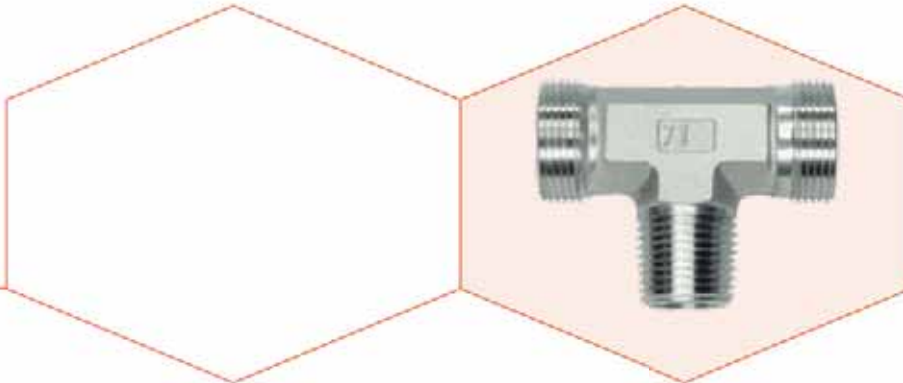
Thread: BSP - Taper

Reihe Series	Druck Pressure PN	Rohr A.D. Tube O.D. D1	Gewinde Thread G	Ca. Maße Approx. Dimensions						Bestellzeichen Order-Code SC	Brutto-Preis Gross-Price Euro (€)
				L1	L2	L3	i	SW2	SW3		
L	315	6	R 1/8" keg	27	12,0	20	8	12	14	TE-L-06-R 1/8"-k-SC	24,57
L	315	6	R 1/4" keg	29	14,0	26	12	12	14	TE-L-06-R 1/4"-k-SC	28,97
L	315	8	R 1/4" keg	29	14,0	26	12	12	17	TE-L-08-R 1/4"-k-SC	29,21
L	315	8	R 3/8" keg	30	15,0	28	12	14	17	TE-L-08-R 3/8"-k-SC	32,02
L	315	10	R 1/8" keg				8	14	19	TE-L-10-R 1/8"-k-SC	*
L	315	10	R 1/4" keg	30	15,0	27	12	14	19	TE-L-10-R 1/4"-k-SC	31,95
L	315	10	R 3/8" keg	30	15,0	27	12	17	19	TE-L-10-R 3/8"-k-SC	35,14
L	315	10	R 1/2" keg	37	21,0	33	14	17	19	TE-L-10-R 1/2"-k-SC	36,34
L	315	12	R 1/4" keg	32	17,0	28	12	17	22	TE-L-12-R 1/4"-k-SC	35,89
L	315	12	R 3/8" keg	32	17,0	28	12	17	22	TE-L-12-R 3/8"-k-SC	35,89
L	315	12	R 1/2" keg	38	20,5	34	14	17	22	TE-L-12-R 1/2"-k-SC	41,00
L	315	15	R 3/8" keg	36	21,0	34	12	19	27	TE-L-15-R 3/8"-k-SC	*
L	315	15	R 1/2" keg	36	21,0	34	14	19	27	TE-L-15-R 1/2"-k-SC	49,69
L	315	18	R 1/2" keg	40	23,5	36	14	24	32	TE-L-18-R 1/2"-k-SC	72,31

Reihe Series	Druck Pressure PN <sup>(1)</sup>	Rohr A.D. Tube O.D. D1	Gewinde Thread G	Ca. Maße Approx. Dimensions						Bestellzeichen Order-Code SC	Brutto-Preis Gross-Price Euro (€)
				L1	L2	L3	i	SW2	SW3		
S	630	6	R 1/4" keg	31	16,0	26	12	12	17	TE-S-06-R 1/4"-k-SC	29,51
S	630	8	R 1/4" keg	32	17,0	27	12	14	19	TE-S-08-R 1/4"-k-SC	31,94
S	630	10	R 3/8" keg	34	17,5	28	12	17	22	TE-S-10-R 3/8"-k-SC	36,17
S	630	12	R 3/8" keg	38	21,5	28	12	17	24	TE-S-12-R 3/8"-k-SC	46,11
S	630	12	R 1/2" keg	38	21,5	34	14	19	24	TE-S-12-R 1/2"-k-SC	58,74
S	630	14	R 1/2" keg	40	22,0	32	14	19	27	TE-S-14-R 1/2"-k-SC	53,05
S	400	16	R 1/2" keg	43	24,5	32	14	24	30	TE-S-16-R 1/2"-k-SC	72,15

<sup>(1)</sup> Die angegebenen Druckstufen sind nur gültig, wenn die Einschraublöcher mit kegeligem Gewinde vorhanden sind.

<sup>(1)</sup> The pressure rates are only valid, if the female parts are with tapered threads, too.



T-Einschraubverschraubungsstutzen  
LL-, L- und S-Reihe  
Einschraubgewinde: Whitworth-Rohrgewinde - Kegelig

Stud Branch Tee Bodies  
LL-, L- and S-Series  
Thread: BSP - Taper

Reihe Series	Druck Pressure PN	Rohr A.D. Tube O.D. D1	Gewinde Thread G	Ca. Maße Approx. Dimensions				Bestellzeichen Order-Code OMD	Brutto-Preis Gross-Price Euro (€)
LL	100	4	R 1/8" keg					TE-LL-04-R 1/8"-k-OMD	23,12
LL	100	6	R 1/8" keg					TE-LL-06-R 1/8"-k-OMD	23,16
LL	100	8	R 1/8" keg					TE-LL-08-R 1/8"-k-OMD	23,93

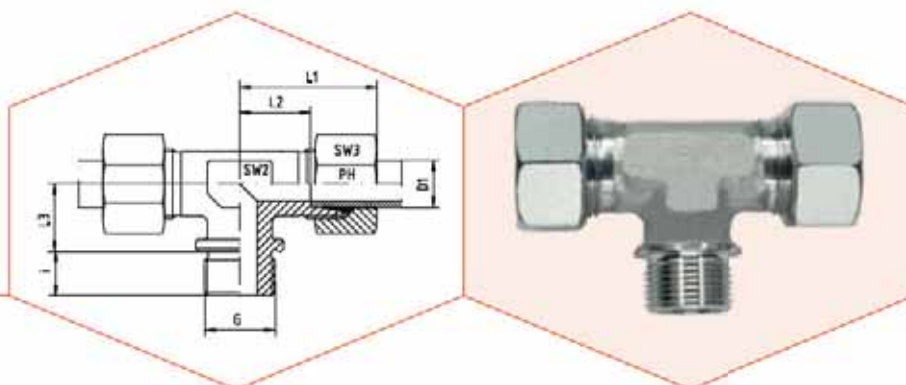
Reihe Series	Druck Pressure PN	Rohr A.D. Tube O.D. D1	Gewinde Thread G	Ca. Maße Approx. Dimensions				Bestellzeichen Order-Code OMD	Brutto-Preis Gross-Price Euro (€)
L	315	6	R 1/8" keg					TE-L-06-R 1/8"-k-OMD	19,31
L	315	6	R 1/4" keg					TE-L-06-R 1/4"-k-OMD	23,71
L	315	8	R 1/4" keg					TE-L-08-R 1/4"-k-OMD	22,73
L	315	8	R 3/8" keg					TE-L-08-R 3/8"-k-OMD	25,54
L	315	10	R 1/8" keg					TE-L-10-R 1/8"-k-OMD	*
L	315	10	R 1/4" keg					TE-L-10-R 1/4"-k-OMD	24,35
L	315	10	R 3/8" keg					TE-L-10-R 3/8"-k-OMD	27,54
L	315	10	R 1/2" keg					TE-L-10-R 1/2"-k-OMD	28,74
L	315	12	R 1/4" keg					TE-L-12-R 1/4"-k-OMD	26,99
L	315	12	R 3/8" keg					TE-L-12-R 3/8"-k-OMD	26,99
L	315	12	R 1/2" keg					TE-L-12-R 1/2"-k-OMD	32,10
L	315	15	R 3/8" keg					TE-L-15-R 3/8"-k-OMD	*
L	315	15	R 1/2" keg					TE-L-15-R 1/2"-k-OMD	37,25
L	315	18	R 1/2" keg					TE-L-18-R 1/2"-k-OMD	51,79

Reihe Series	Druck Pressure PN <sup>(1)</sup>	Rohr A.D. Tube O.D. D1	Gewinde Thread G	Ca. Maße Approx. Dimensions				Bestellzeichen Order-Code OMD	Brutto-Preis Gross-Price Euro (€)
S	630	6	R 1/4" keg					TE-S-06-R 1/4"-k-OMD	23,05
S	630	8	R 1/4" keg					TE-S-08-R 1/4"-k-OMD	24,66
S	630	10	R 3/8" keg					TE-S-10-R 3/8"-k-OMD	27,17
S	630	12	R 3/8" keg					TE-S-12-R 3/8"-k-OMD	35,53
S	630	12	R 1/2" keg					TE-S-12-R 1/2"-k-OMD	48,16
S	630	14	R 1/2" keg					TE-S-14-R 1/2"-k-OMD	38,93
S	400	16	R 1/2" keg					TE-S-16-R 1/2"-k-OMD	52,61

<sup>(1)</sup> Die angegebenen Druckstufen sind nur gültig, wenn die Einschraublöcher mit kegeligem Gewinde vorhanden sind.

<sup>(1)</sup> The pressure rates are only valid, if the female parts are with tapered threads, too.





**T-Einschraubverschraubungen**

L- und S-Reihe

Einschraubgewinde: Whitworth-Rohrgewinde - Zylindrisch  
Abdichtung durch Dichtkante Form B

**Stud Branch Tees**

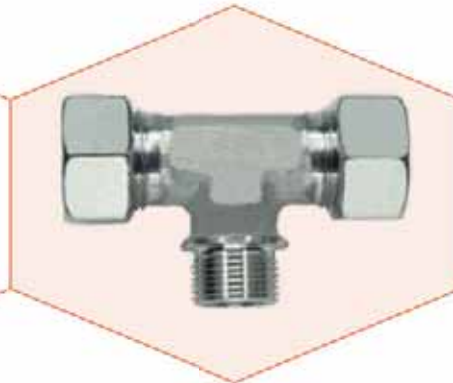
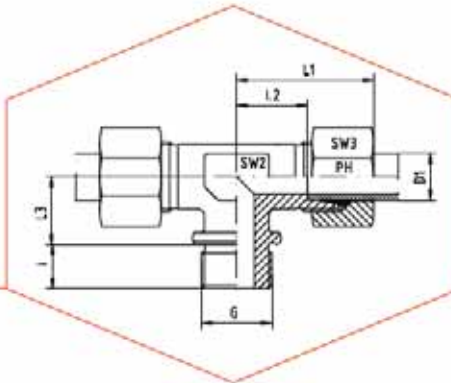
L- and S-Series

Thread: BSP - Parallel

Sealing by Sealing Shoulder Form B

Reihe Series	Druck Pressure PN	Rohr A.D. Tube O.D. D1	Gewinde Thread G	Ca. Maße Approx. Dimensions						Bestellzeichen Order-Code Standard	Brutto-Preis Gross-Price Euro (€)
				L1	L2	L3	I	SW2	SW3		
L	160	22	G 3/4" zyl	44	27,5	26	16	27	36	TE-L-22-R 3/4"-z	87,43
L	160	28	G 1" zyl	47	30,5	30	18	36	41	TE-L-28-R 1"-z	143,16
L	160	35	G 1 1/4" zyl	56	34,5	34	20	41	50	TE-L-35-R 1 1/4"-z	269,45
L	160	42	G 1 1/2" zyl	63	40,0	39	22	50	60	TE-L-42-R 1 1/2"-z	281,21

Reihe Series	Druck Pressure PN	Rohr A.D. Tube O.D. D1	Gewinde Thread G	Ca. Maße Approx. Dimensions						Bestellzeichen Order-Code Standard	Brutto-Preis Gross-Price Euro (€)
				L1	L2	L3	I	SW2	SW3		
S	400	20	G 3/4" zyl	48	26,5	26	16	27	36	TE-S-20-R 3/4"-z	87,43
S	250	25	G 1" zyl	54	30,0	30	18	36	46	TE-S-25-R 1"-z	152,88
S	160	30	G 1 1/4" zyl	62	35,5	34	20	41	50	TE-S-30-R 1 1/4"-z	204,52
S	160	38	G 1 1/2" zyl	72	41,0	39	22	50	60	TE-S-38-R 1 1/2"-z	375,81



### T-Einschraubverschraubungen

L- und S-Reihe

Einschraubgewinde: Whitworth-Rohrgewinde - Zylindrisch  
Abdichtung durch Dichtkante Form B

### Stud Branch Tees

L- and S-Series

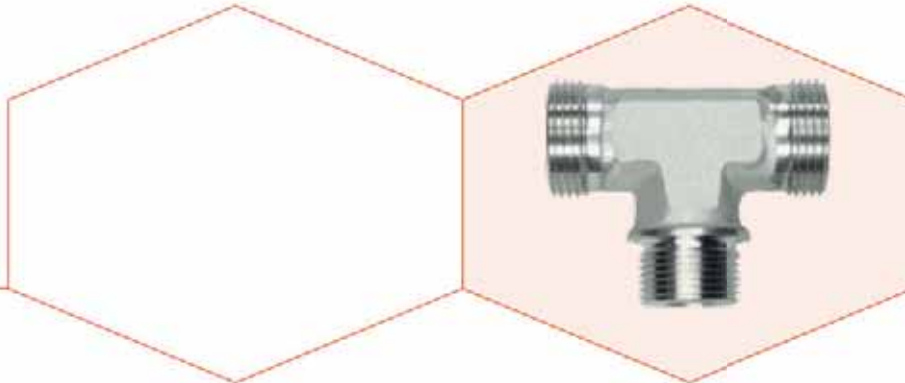
Thread: BSP - Parallel

Sealing by Sealing Shoulder Form B

Reihe Series	Druck Pressure PN	Rohr A.D. Tube O.D. D1	Gewinde Thread G	Ca. Maße Approx. Dimensions						Bestellzeichen Order-Code SC	Brutto-Preis Gross-Price Euro (€)
				L1	L2	L3	i	SW2	SW3		
L	160	22	G 3/4" zyl	44	27,5	26	16	27	36	TE-L-22-R 3/4"-z-SC	90,85
L	160	28	G 1" zyl	47	30,5	30	18	36	41	TE-L-28-R 1"-z-SC	147,16
L	160	35	G 1 1/4" zyl	56	34,5	34	20	41	50	TE-L-35-R 1 1/4"-z-SC	276,89
L	160	42	G 1 1/2" zyl	63	40,0	39	22	50	60	TE-L-42-R 1 1/2"-z-SC	289,85

Reihe Series	Druck Pressure PN	Rohr A.D. Tube O.D. D1	Gewinde Thread G	Ca. Maße Approx. Dimensions						Bestellzeichen Order-Code SC	Brutto-Preis Gross-Price Euro (€)
				L1	L2	L3	i	SW2	SW3		
S	400	20	G 3/4" zyl	48	26,5	26	16	27	36	TE-S-20-R 3/4"-z-SC	91,19
S	250	25	G 1" zyl	54	30,0	30	18	36	46	TE-S-25-R 1"-z-SC	158,88
S	160	30	G 1 1/4" zyl	62	35,5	34	20	41	50	TE-S-30-R 1 1/4"-z-SC	212,84
S	160	38	G 1 1/2" zyl	72	41,0	39	22	50	60	TE-S-38-R 1 1/2"-z-SC	387,09



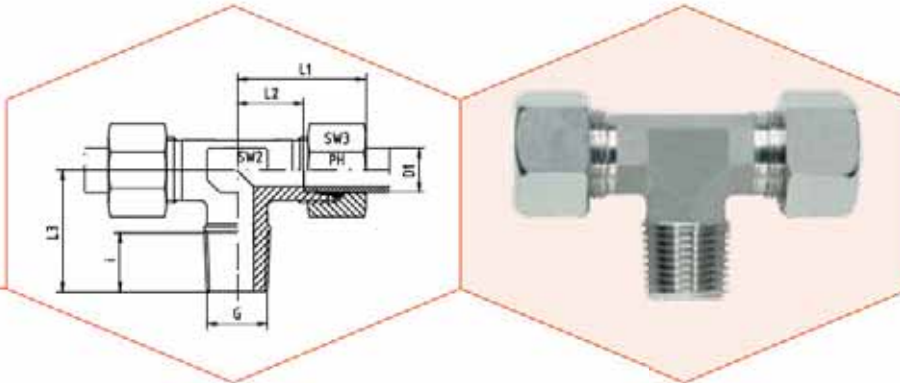


**T-Einschraubverschraubungsstutzen**  
L- und S-Reihe  
Einschraubgewinde: Whitworth-Rohrgewinde - Zylindrisch  
Abdichtung durch Dichtkante Form B

**Stud Branch Tee Bodies**  
L- and S-Series  
Thread: BSP - Parallel  
Sealing by Sealing Shoulder Form B

Reihe Series	Druck Pressure PN	Rohr A.D. Tube O.D. D1	Gewinde Thread G	Ca. Maße Approx. Dimensions					Bestellzeichen Order-Code OMD	Brutto-Preis Gross-Price Euro (€)
L	160	22	G 3/4" zyl						TE-L-22-R 3/4"-z-OMD	66,81
L	160	28	G 1" zyl						TE-L-28-R 1"-z-OMD	113,46
L	160	35	G 1 1/4" zyl						TE-L-35-R 1 1/4"-z-OMD	227,23
L	160	42	G 1 1/2" zyl						TE-L-42-R 1 1/2"-z-OMD	226,35

Reihe Series	Druck Pressure PN	Rohr A.D. Tube O.D. D1	Gewinde Thread G	Ca. Maße Approx. Dimensions					Bestellzeichen Order-Code OMD	Brutto-Preis Gross-Price Euro (€)
S	400	20	G 3/4" zyl						TE-S-20-R 3/4"-z-OMD	66,27
S	250	25	G 1" zyl						TE-S-25-R 1"-z-OMD	115,64
S	160	30	G 1 1/4" zyl						TE-S-30-R 1 1/4"-z-OMD	157,64
S	160	38	G 1 1/2" zyl						TE-S-38-R 1 1/2"-z-OMD	312,53



T-Einschraubverschraubungen  
LL-, L- und S-Reihe  
Einschraubgewinde: Metrisches Feingewinde - Kegelig

**Stud Branch Tees**  
LL-, L- and S-Series  
Thread: Metric - Taper

Reihe Series	Druck Pressure PN	Rohr A.D. Tube O.D. D1	Gewinde Thread G	Ca. Maße Approx. Dimensions						Bestellzeichen Order-Code Standard	Brutto-Preis Gross-Price Euro (€)
				L1	L2	L3	i	SW2	SW3		
LL	100	4	M 6 x 1 keg	21	11,0	17	8	9	10	TE-LL-04-M 6x1-k	28,12
LL	100	4	M 8 x 1 keg	21	11,0	17	8	9	10	TE-LL-04-M 8x1-k	28,12
LL	100	6	M 6 x 1 keg	21	9,5	17	8	9	12	TE-LL-06-M 6x1-k	30,17
LL	100	6	M 8 x 1 keg	21	9,5	17	8	9	12	TE-LL-06-M 8x1-k	30,17
LL	100	6	M 10 x 1 keg	21	9,5	17	8	9	12	TE-LL-06-M 10x1-k	29,14
LL	100	8	M 8 x 1 keg	23	11,5	20	8	12	14	TE-LL-08-M 8x1-k	*
LL	100	8	M 10 x 1 keg	23	11,5	20	8	12	14	TE-LL-08-M 10x1-k	31,96

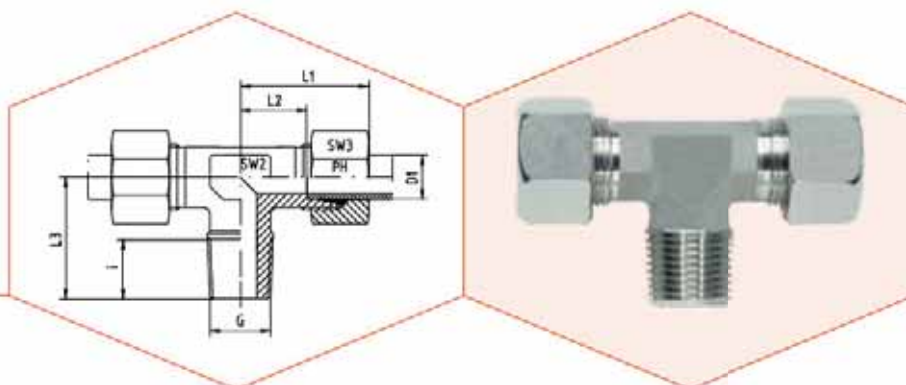
Reihe Series	Druck Pressure PN	Rohr A.D. Tube O.D. D1	Gewinde Thread G	Ca. Maße Approx. Dimensions						Bestellzeichen Order-Code Standard	Brutto-Preis Gross-Price Euro (€)
				L1	L2	L3	i	SW2	SW3		
L	315	6	M 10 x 1,5 keg	27	12,0	20	8	12	14	TE-L-06-M 10x1,5-k	26,59
L	315	8	M 12 x 1,5 keg	29	14,0	26	12	12	17	TE-L-08-M 12x1,5-k	28,48
L	315	10	M 14 x 1,5 keg	30	15,0	27	12	14	19	TE-L-10-M 14x1,5-k	31,44
L	315	12	M 16 x 1,5 keg	32	17,0	28	12	17	22	TE-L-12-M 16x1,5-k	37,04
L	315	15	M 18 x 1,5 keg	36	21,0	32	12	19	27	TE-L-15-M 18x1,5-k	50,72
L	315	18	M 22 x 1,5 keg	40	23,5	36	14	24	32	TE-L-18-M 22x1,5-k	81,81

Reihe Series	Druck Pressure PN <sup>(1)</sup>	Rohr A.D. Tube O.D. D1	Gewinde Thread G	Ca. Maße Approx. Dimensions						Bestellzeichen Order-Code Standard	Brutto-Preis Gross-Price Euro (€)
				L1	L2	L3	i	SW2	SW3		
S	630	6	M 12 x 1,5 keg	31	16,0	26	12	12	17	TE-S-06-M 12x1,5-k	28,20
S	630	8	M 14 x 1,5 keg	32	17,0	27	12	14	19	TE-S-08-M 14x1,5-k	31,19
S	630	10	M 16 x 1,5 keg	34	17,5	28	12	17	22	TE-S-10-M 16x1,5-k	36,94
S	630	12	M 18 x 1,5 keg	38	21,5	28	12	17	24	TE-S-12-M 18x1,5-k	41,85
S	630	14	M 20 x 1,5 keg	40	22,0	32	14	17	27	TE-S-14-M 20x1,5-k	51,62
S	400	16	M 22 x 1,5 keg	43	24,5	32	14	19	30	TE-S-16-M 22x1,5-k	79,25

<sup>(1)</sup> Die angegebenen Druckstufen sind nur gültig, wenn die Einschraublöcher mit kegeligem Gewinde vorhanden sind.

<sup>(1)</sup> The pressure rates are only valid, if the female parts are with tapered threads, too.





T-Einschraubverschraubungen  
L- und S-Reihe  
Einschraubgewinde: Metrisches Feingewinde - Kegelig

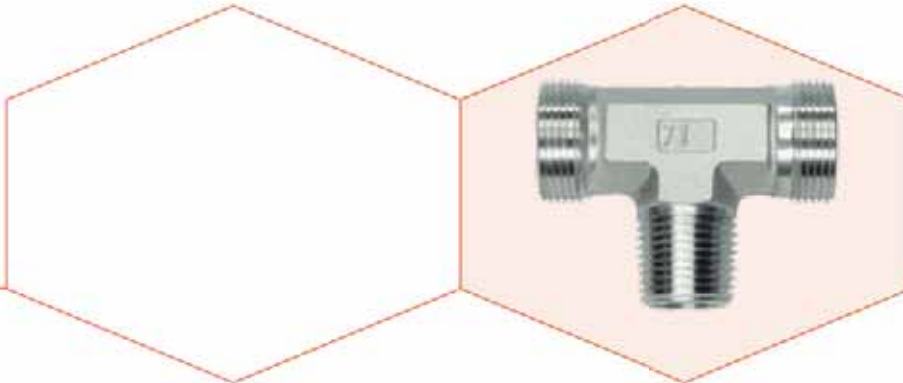
Stud Branch Tees  
L- and S-Series  
Thread: Metric - Taper

Reihe Series	Druck Pressure PN	Rohr A.D. Tube O.D. D1	Gewinde Thread G	Ca. Maße Approx. Dimensions						Bestellzeichen Order-Code SC	Brutto-Preis Gross-Price Euro (€)
				L1	L2	L3	i	SW2	SW3		
L	315	6	M 10 x 1 keg	27	12,0	20	8	12	14	TE-L-06-M 10x1-k-SC	27,23
L	315	8	M 12 x 1,5 keg	29	14,0	26	12	12	17	TE-L-08-M 12x1,5-k-SC	29,36
L	315	10	M 14 x 1,5 keg	30	15,0	27	12	14	19	TE-L-10-M 14x1,5-k-SC	32,32
L	315	12	M 16 x 1,5 keg	32	17,0	28	12	17	22	TE-L-12-M 16x1,5-k-SC	38,16
L	315	15	M 18 x 1,5 keg	36	21,0	32	12	19	27	TE-L-15-M 18x1,5-k-SC	52,88
L	315	18	M 22 x 1,5 keg	40	23,5	36	14	24	32	TE-L-18-M 22x1,5-k-SC	85,09

Reihe Series	Druck Pressure PN <sup>(1)</sup>	Rohr A.D. Tube O.D. D1	Gewinde Thread G	Ca. Maße Approx. Dimensions						Bestellzeichen Order-Code SC	Brutto-Preis Gross-Price Euro (€)
				L1	L2	L3	i	SW2	SW3		
S	630	6	M 12 x 1,5 keg	31	16,0	26	12	12	17	TE-S-06-M 12x1,5-k-SC	29,08
S	630	8	M 14 x 1,5 keg	32	17,0	27	12	14	19	TE-S-08-M 14x1,5-k-SC	32,07
S	630	10	M 16 x 1,5 keg	34	17,5	28	12	17	22	TE-S-10-M 16x1,5-k-SC	38,06
S	630	12	M 18 x 1,5 keg	38	21,5	28	12	17	24	TE-S-12-M 18x1,5-k-SC	43,53
S	630	14	M 20 x 1,5 keg	40	22,0	32	14	17	27	TE-S-14-M 20x1,5-k-SC	54,74
S	400	16	M 22 x 1,5 keg	43	24,5	32	14	19	30	TE-S-16-M 22x1,5-k-SC	82,37

<sup>(1)</sup> Die angegebenen Druckstufen sind nur gültig, wenn die Einschraublöcher mit kegeligem Gewinde vorhanden sind.

<sup>(1)</sup> The pressure rates are only valid, if the female parts are with tapered threads, too.



T-Einschraubverschraubungsstutzen  
LL-, L- und S-Reihe  
Einschraubgewinde: Metrisches Feingewinde - Kegelig

**Stud Branch Tee Bodies**  
LL-, L- and S-Series  
Thread: Metric - Taper

Reihe Series	Druck Pressure PN	Rohr A.D. Tube O.D. D1	Gewinde Thread G	Ca. Maße Approx. Dimensions				Bestellzeichen Order-Code OMD	Brutto-Preis Gross-Price Euro (€)
LL	100	4	M 6 x 1 keg					TE-LL-04-M 6x1-k-OMD	22,80
LL	100	4	M 8 x 1 keg					TE-LL-04-M 8x1-k-OMD	22,80
LL	100	6	M 6 x 1 keg					TE-LL-06-M 6x1-k-OMD	24,09
LL	100	6	M 8 x 1 keg					TE-LL-06-M 8x1-k-OMD	24,09
LL	100	6	M 10 x 1 keg					TE-LL-06-M 10x1-k-OMD	23,06
LL	100	8	M 8 x 1 keg					TE-LL-08-M 8x1-k-OMD	*
LL	100	8	M 10 x 1 keg					TE-LL-08-M 10x1-k-OMD	24,96

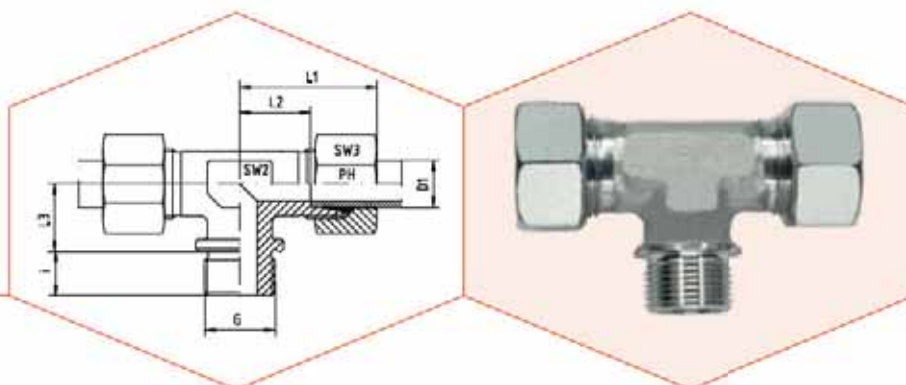
Reihe Series	Druck Pressure PN	Rohr A.D. Tube O.D. D1	Gewinde Thread G	Ca. Maße Approx. Dimensions				Bestellzeichen Order-Code OMD	Brutto-Preis Gross-Price Euro (€)
L	315	6	M 10 x 1,5 keg					TE-L-06-M 10x1,5-k-OMD	21,97
L	315	8	M 12 x 1,5 keg					TE-L-08-M 12x1,5-k-OMD	22,88
L	315	10	M 14 x 1,5 keg					TE-L-10-M 14x1,5-k-OMD	24,72
L	315	12	M 16 x 1,5 keg					TE-L-12-M 16x1,5-k-OMD	29,26
L	315	15	M 18 x 1,5 keg					TE-L-15-M 18x1,5-k-OMD	40,44
L	315	18	M 22 x 1,5 keg					TE-L-18-M 22x1,5-k-OMD	64,57

Reihe Series	Druck Pressure PN <sup>(1)</sup>	Rohr A.D. Tube O.D. D1	Gewinde Thread G	Ca. Maße Approx. Dimensions				Bestellzeichen Order-Code OMD	Brutto-Preis Gross-Price Euro (€)
S	630	6	M 12 x 1,5 keg					TE-S-06-M 12x1,5-k-OMD	22,62
S	630	8	M 14 x 1,5 keg					TE-S-08-M 14x1,5-k-OMD	24,79
S	630	10	M 16 x 1,5 keg					TE-S-10-M 16x1,5-k-OMD	29,06
S	630	12	M 18 x 1,5 keg					TE-S-12-M 18x1,5-k-OMD	32,95
S	630	14	M 20 x 1,5 keg					TE-S-14-M 20x1,5-k-OMD	40,62
S	400	16	M 22 x 1,5 keg					TE-S-16-M 22x1,5-k-OMD	62,83

<sup>(1)</sup> Die angegebenen Druckstufen sind nur gültig, wenn die Einschraublöcher mit kegeligem Gewinde vorhanden sind.

<sup>(1)</sup> The pressure rates are only valid, if the female parts are with tapered threads, too.





**T-Einschraubverschraubungen**

L- und S-Reihe

Einschraubgewinde: Metrisches Feingewinde - Zylindrisch  
Abdichtung durch Dichtkante Form B

**Stud Branch Tees**

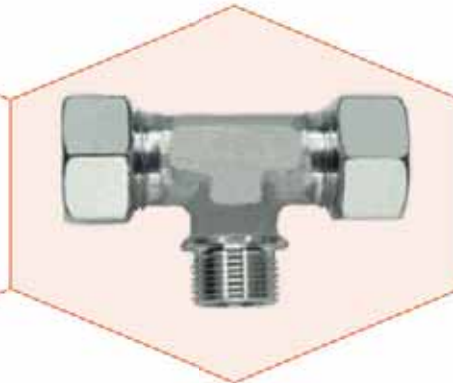
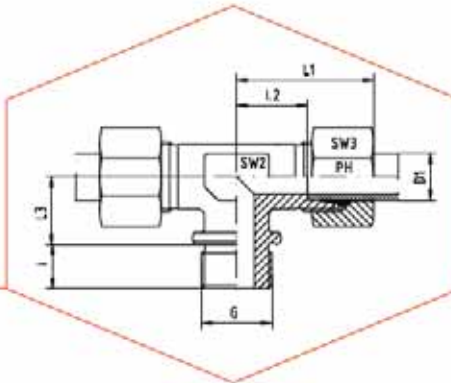
L- and S-Series

Thread: Metric - Parallel

Sealing by Sealing Shoulder Form B

Reihe Series	Druck Pressure PN	Rohr A.D. Tube O.D. D1	Gewinde Thread G	Ca. Maße Approx. Dimensions						Bestellzeichen Order-Code Standard	Brutto-Preis Gross-Price Euro (€)
				L1	L2	L3	i	SW2	SW3		
L	160	22	M 26 x 1,5 zyl	44	27,5	26	16	27	36	TE-L-22-M 26x1,5-z	87,94
L	160	28	M 33 x 2 zyl	47	30,5	30	18	36	41	TE-L-28-M 33x2-z	143,16
L	160	35	M 42 x 2 zyl	56	34,5	34	20	41	50	TE-L-35-M 42x2-z	270,99
L	160	42	M 48 x 2 zyl	63	40,0	39	22	50	60	TE-L-42-M 48x2-z	279,68

Reihe Series	Druck Pressure PN	Rohr A.D. Tube O.D. D1	Gewinde Thread G	Ca. Maße Approx. Dimensions						Bestellzeichen Order-Code Standard	Brutto-Preis Gross-Price Euro (€)
				L1	L2	L3	i	SW2	SW3		
S	400	20	M 27 x 2 zyl	48	26,5	26	16	27	36	TE-S-20-M 27x2-z	87,94
S	250	25	M 33 x 2 zyl	54	30,0	30	18	36	46	TE-S-25-M 33x2-z	153,24
S	160	30	M 42 x 2 zyl	62	35,5	34	20	41	50	TE-S-30-M 42x2-z	202,47
S	160	38	M 48 x 2 zyl	72	41,0	39	22	50	60	TE-S-38-M 48x2-z	378,38



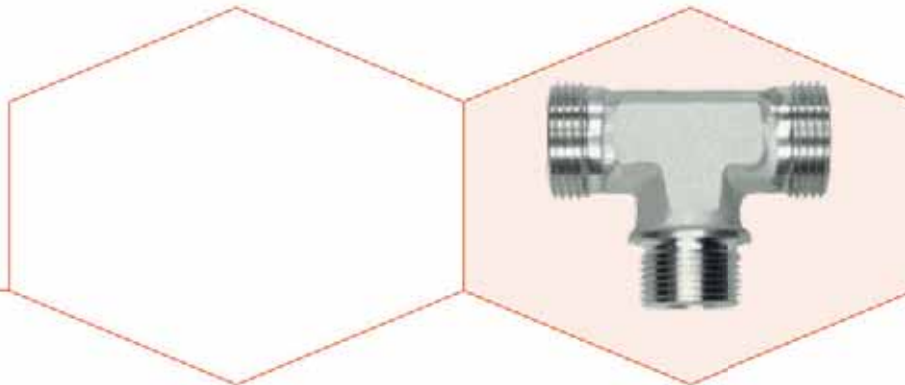
T-Einschraubverschraubungen  
L- und S-Reihe  
Einschraubgewinde: Metrisches Feingewinde - Zylindrisch  
Abdichtung durch Dichtkante Form B

Stud Branch Tees  
L- and S-Series  
Thread: Metric - Parallel  
Sealing by Sealing Shoulder Form B

Reihe Series	Druck Pressure PN	Rohr A.D. Tube O.D. D1	Gewinde Thread G	Ca. Maße Approx. Dimensions						Bestellzeichen Order-Code SC	Brutto-Preis Gross-Price Euro (€)
				L1	L2	L3	i	SW2	SW3		
L	160	22	M 26 x 1,5 zyl	44	27,5	26	16	27	36	TE-L-22-M 26x1,5-z-SC	91,46
L	160	28	M 33 x 2 zyl	47	30,5	30	18	36	41	TE-L-28-M 33x2-z-SC	147,16
L	160	35	M 42 x 2 zyl	56	34,5	34	20	41	50	TE-L-35-M 42x2-z-SC	278,43
L	160	42	M 48 x 2 zyl	63	40,0	39	22	50	60	TE-L-42-M 48x2-z-SC	288,32

Reihe Series	Druck Pressure PN	Rohr A.D. Tube O.D. D1	Gewinde Thread G	Ca. Maße Approx. Dimensions						Bestellzeichen Order-Code SC	Brutto-Preis Gross-Price Euro (€)
				L1	L2	L3	i	SW2	SW3		
S	400	20	M 27 x 2 zyl	48	26,5	26	16	27	36	TE-S-20-M 27x2-z-SC	91,70
S	250	25	M 33 x 2 zyl	54	30,0	30	18	36	46	TE-S-25-M 33x2-z-SC	159,24
S	160	30	M 42 x 2 zyl	62	35,5	34	20	41	50	TE-S-30-M 42x2-z-SC	210,79
S	160	38	M 48 x 2 zyl	72	41,0	39	22	50	60	TE-S-38-M 48x2-z-SC	389,64




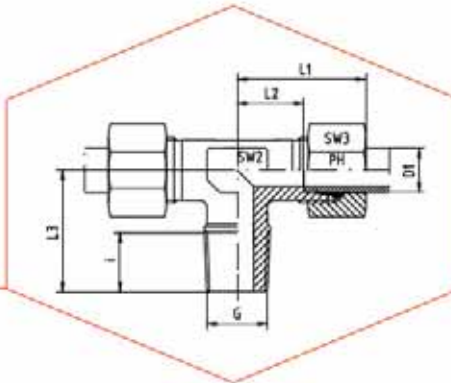


**T-Einschraubverschraubungsstutzen**  
L- und S-Reihe  
Einschraubgewinde: Metrisches Feingewinde - Zylindrisch  
Abdichtung durch Dichtkante Form B

**Stud Branch Tee Bodies**  
L- and S-Series  
Thread: Metric - Parallel  
Sealing by Sealing Shoulder Form B

Reihe Series	Druck Pressure PN	Rohr A.D. Tube O.D. D1	Gewinde Thread G	Ca. Maße Approx. Dimensions				Bestellzeichen Order-Code OMD	Brutto-Preis Gross-Price Euro (€)
L	160	22	M 26 x 1,5 zyl					TE-L-22-M 26x1,5-z-OMD	67,32
L	160	28	M 33 x 2 zyl					TE-L-28-M 33x2-z-OMD	113,46
L	160	35	M 42 x 2 zyl					TE-L-35-M 42x2-z-OMD	228,77
L	160	42	M 48 x 2 zyl					TE-L-42-M 48x2-z-OMD	224,82

Reihe Series	Druck Pressure PN	Rohr A.D. Tube O.D. D1	Gewinde Thread G	Ca. Maße Approx. Dimensions				Bestellzeichen Order-Code OMD	Brutto-Preis Gross-Price Euro (€)
S	400	20	M 27 x 2 zyl					TE-S-20-M 27x2-z-OMD	66,78
S	250	25	M 33 x 2 zyl					TE-S-25-M 33x2-z-OMD	118,00
S	160	30	M 42 x 2 zyl					TE-S-30-M 42x2-z-OMD	155,59
S	160	38	M 48 x 2 zyl					TE-S-38-M 48x2-z-OMD	315,08



T-Einschraubverschraubungen  
LL-, L- und S-Reihe  
Einschraubgewinde: NPT

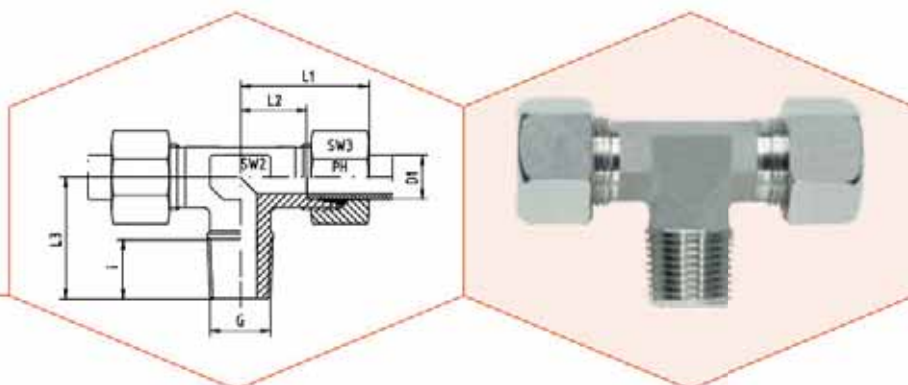
Stud Branch Tees  
LL-, L- and S-Series  
Thread: NPT

Reihe Series	Druck Pressure PN	Rohr A.D. Tube O.D. D1	Gewinde Thread G	Ca. Maße Approx. Dimensions						Bestellzeichen Order-Code Standard	Brutto-Preis Gross-Price Euro (€)
				L1	L2	L3	i	SW2	SW3		
LL	100	4	1/8" NPT	21	11,0	17,0	10,0	9	10	TE-LL-04-1/8"-NPT	*
LL	100	6	1/8" NPT	21	9,5	17,0	10,0	9	12	TE-LL-06-1/8"-NPT	28,38
LL	100	8	1/8" NPT	23	11,5	20,0	10,0	12	14	TE-LL-08-1/8"-NPT	29,14

Reihe Series	Druck Pressure PN	Rohr A.D. Tube O.D. D1	Gewinde Thread G	Ca. Maße Approx. Dimensions						Bestellzeichen Order-Code Standard	Brutto-Preis Gross-Price Euro (€)
				L1	L2	L3	i	SW2	SW3		
L	315	6	1/8" NPT	27	12,0	20,0	10,0	12	14	TE-L-06-1/8"-NPT	30,17
L	315	6	1/4" NPT	27	12,0	25,0	15,0	12	14	TE-L-06-1/4"-NPT	31,70
L	315	8	1/4" NPT	29	14,0	26,0	15,0	12	17	TE-L-08-1/4"-NPT	31,93
L	315	10	1/4" NPT	30	15,0	27,0	15,0	14	19	TE-L-10-1/4"-NPT	35,28
L	315	10	3/8" NPT	30	15,0	27,5	15,3	14	19	TE-L-10-3/8"-NPT	42,18
L	315	10	1/2" NPT	37	21,0	33,0	20,0	17	19	TE-L-10-1/2"-NPT	44,38
L	315	12	1/4" NPT	32	17,0	28,0	15,0	17	22	TE-L-12-1/4"-NPT	42,57
L	315	12	3/8" NPT	32	17,0	28,0	15,3	17	22	TE-L-12-3/8"-NPT	42,57
L	315	12	1/2" NPT	36	21,0	34,0	20,0	17	22	TE-L-12-1/2"-NPT	44,74
L	315	15	3/8" NPT	36	21,0	34,0	15,3	19	27	TE-L-15-3/8"-NPT	*
L	315	15	1/2" NPT	36	21,0	34,0	20,0	19	27	TE-L-15-1/2"-NPT	58,54
L	315	18	1/2" NPT	40	23,5	36,0	20,0	24	32	TE-L-18-1/2"-NPT	94,59
L	160	22	3/4" NPT	44	27,5	42,0	20,0	27	38	TE-L-22-3/4"-NPT	99,70
L	160	28	1" NPT	47	30,5	48,0	25,0	36	41	TE-L-28-1"-NPT	163,62
L	160	35	1 1/4" NPT	56	34,5	54,0	25,5	41	50	TE-L-35-1 1/4"-NPT	309,34
L	160	42	1 1/2" NPT	63	40,0	61,0	26,0	50	60	TE-L-42-1 1/2"-NPT	317,01

Reihe Series	Druck Pressure PN	Rohr A.D. Tube O.D. D1	Gewinde Thread G	Ca. Maße Approx. Dimensions						Bestellzeichen Order-Code Standard	Brutto-Preis Gross-Price Euro (€)
				L1	L2	L3	i	SW2	SW3		
S	630	6	1/4" NPT	31	16,0	26,0	15,0	12	17	TE-S-06-1/4"-NPT	32,88
S	630	8	1/4" NPT	32	17,0	27,0	15,0	14	19	TE-S-08-1/4"-NPT	33,59
S	630	10	1/4" NPT	34	17,5	28,0	15,0	17	22	TE-S-10-1/4"-NPT	*
S	630	10	3/8" NPT	34	17,5	28,0	15,3	17	22	TE-S-10-3/8"-NPT	40,98
S	630	10	1/2" NPT				20,0	17	22	TE-S-10-1/2"-NPT	*
S	630	12	1/4" NPT	38	21,5	29,0	15,0	17	24	TE-S-12-1/4"-NPT	*
S	630	12	3/8" NPT	38	21,5	28,0	15,3	17	24	TE-S-12-3/8"-NPT	47,83
S	630	12	1/2" NPT	39	21,5	34,0	20,0	19	24	TE-S-12-1/2"-NPT	64,80
S	630	14	1/2" NPT	40	22,0	34,0	20,0	19	27	TE-S-14-1/2"-NPT	58,80
S	400	16	1/2" NPT	43	24,5	38,0	20,0	24	30	TE-S-16-1/2"-NPT	92,03
S	400	20	3/4" NPT	48	26,5	42,0	20,0	27	36	TE-S-20-3/4"-NPT	112,49
S	400	25	1" NPT	54	30,0	48,0	25,0	38	46	TE-S-25-1"-NPT	173,84
S	400	30	1 1/4" NPT	62	35,5	54,0	25,5	41	50	TE-S-30-1 1/4"-NPT	232,64
S	315	38	1 1/2" NPT	72	41,0	61,0	26,0	50	60	TE-S-38-1 1/2"-NPT	432,05



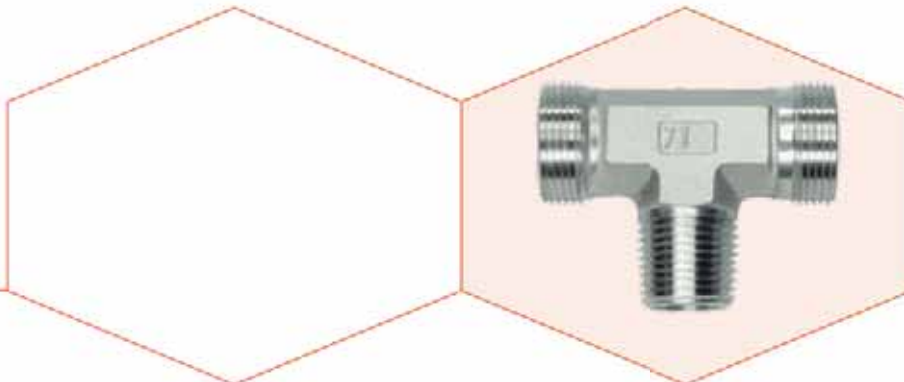


T-Einschraubverschraubungen  
L- und S-Reihe  
Einschraubgewinde: NPT

Stud Branch Tees  
L- and S-Series  
Thread: NPT

Reihe Series	Druck Pressure PN	Rohr A.D. Tube O.D. D1	Gewinde Thread G	Ca. Maße Approx. Dimensions						Bestellzeichen Order-Code SC	Brutto-Preis Gross-Price Euro (€)
				L1	L2	L3	i	SW2	SW3		
L	315	6	1/8" NPT	27	12,0	20,0	10,0	12	14	TE-L-06-1/8"-NPT-SC	30,81
L	315	6	1/4" NPT	27	12,0	25,0	15,0	12	14	TE-L-06-1/4"-NPT-SC	32,34
L	315	8	1/4" NPT	29	14,0	26,0	15,0	12	17	TE-L-08-1/4"-NPT-SC	32,81
L	315	10	1/4" NPT	30	15,0	27,0	15,0	14	19	TE-L-10-1/4"-NPT-SC	36,16
L	315	10	3/8" NPT	30	15,0	27,5	15,3	14	19	TE-L-10-3/8"-NPT-SC	43,06
L	315	10	1/2" NPT	37	21,0	33,0	20,0	17	19	TE-L-10-1/2"-NPT-SC	45,26
L	315	12	1/4" NPT	32	17,0	28,0	15,0	17	22	TE-L-12-1/4"-NPT-SC	43,69
L	315	12	3/8" NPT	32	17,0	28,0	15,3	17	22	TE-L-12-3/8"-NPT-SC	43,69
L	315	12	1/2" NPT	36	21,0	34,0	20,0	17	22	TE-L-12-1/2"-NPT-SC	45,86
L	315	15	3/8" NPT	38	21,0	34,0	15,3	19	27	TE-L-15-3/8"-NPT-SC	*
L	315	15	1/2" NPT	36	21,0	34,0	20,0	19	27	TE-L-15-1/2"-NPT-SC	60,70
L	315	18	1/2" NPT	40	23,5	36,0	20,0	24	32	TE-L-18-1/2"-NPT-SC	97,87
L	160	22	3/4" NPT	44	27,5	42,0	20,0	27	36	TE-L-22-3/4"-NPT-SC	103,22
L	160	28	1" NPT	47	30,5	48,0	25,0	36	41	TE-L-28-1"-NPT-SC	167,62
L	160	35	1 1/4" NPT	56	34,5	54,0	25,5	41	50	TE-L-35-1 1/4"-NPT-SC	316,78
L	160	42	1 1/2" NPT	63	40,0	61,0	26,0	50	60	TE-L-42-1 1/2"-NPT-SC	325,65

Reihe Series	Druck Pressure PN	Rohr A.D. Tube O.D. D1	Gewinde Thread G	Ca. Maße Approx. Dimensions						Bestellzeichen Order-Code SC	Brutto-Preis Gross-Price Euro (€)
				L1	L2	L3	i	SW2	SW3		
S	630	6	1/4" NPT	31	16,0	26,0	15,0	12	17	TE-S-06-1/4"-NPT-SC	33,76
S	630	8	1/4" NPT	32	17,0	27,0	15,0	14	19	TE-S-08-1/4"-NPT-SC	34,47
S	630	10	1/4" NPT	34	17,5	28,0	15,0	17	22	TE-S-10-1/4"-NPT-SC	*
S	630	10	3/8" NPT	34	17,5	28,0	15,3	17	22	TE-S-10-3/8"-NPT-SC	42,10
S	630	10	1/2" NPT				20,0	17	22	TE-S-10-1/2"-NPT-SC	*
S	630	12	1/4" NPT	38	21,5	29,0	15,0	17	24	TE-S-12-1/4"-NPT-SC	*
S	630	12	3/8" NPT	38	21,5	29,0	15,3	17	24	TE-S-12-3/8"-NPT-SC	49,61
S	630	12	1/2" NPT	39	21,5	34,0	20,0	19	24	TE-S-12-1/2"-NPT-SC	66,48
S	630	14	1/2" NPT	40	22,0	34,0	20,0	19	27	TE-S-14-1/2"-NPT-SC	61,92
S	400	16	1/2" NPT	43	24,5	36,0	20,0	24	30	TE-S-16-1/2"-NPT-SC	95,15
S	400	20	3/4" NPT	48	26,5	42,0	20,0	27	36	TE-S-20-3/4"-NPT-SC	116,25
S	400	25	1" NPT	54	30,0	48,0	25,0	36	46	TE-S-25-1"-NPT-SC	179,84
S	400	30	1 1/4" NPT	62	35,5	54,0	25,5	41	50	TE-S-30-1 1/4"-NPT-SC	240,96
S	315	38	1 1/2" NPT	72	41,0	61,0	26,0	50	60	TE-S-38-1 1/2"-NPT-SC	443,33



T-Einschraubverschraubungsstutzen  
LL-, L- und S-Reihe  
Einschraubgewinde: NPT

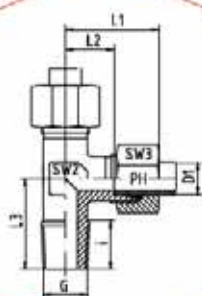
Stud Branch Tee Bodies  
LL-, L- and S-Series  
Thread: NPT

Reihe Series	Druck Pressure PN	Rohr A.D. Tube O.D. D1	Gewinde Thread G	Ca. Maße Approx. Dimensions				Bestellzeichen Order-Code OMD	Brutto-Preis Gross-Price Euro (€)
LL	100	4	1/8" NPT					TE-LL-04-1/8"-NPT-OMD	*
LL	100	6	1/8" NPT					TE-LL-06-1/8"-NPT-OMD	22,30
LL	100	8	1/8" NPT					TE-LL-08-1/8"-NPT-OMD	22,14

Reihe Series	Druck Pressure PN	Rohr A.D. Tube O.D. D1	Gewinde Thread G	Ca. Maße Approx. Dimensions				Bestellzeichen Order-Code OMD	Brutto-Preis Gross-Price Euro (€)
L	315	6	1/8" NPT					TE-L-06-1/8"-NPT-OMD	25,55
L	315	6	1/4" NPT					TE-L-06-1/4"-NPT-OMD	27,08
L	315	8	1/4" NPT					TE-L-08-1/4"-NPT-OMD	26,33
L	315	10	1/4" NPT					TE-L-10-1/4"-NPT-OMD	28,56
L	315	10	3/8" NPT					TE-L-10-3/8"-NPT-OMD	35,46
L	315	10	1/2" NPT					TE-L-10-1/2"-NPT-OMD	37,68
L	315	12	1/4" NPT					TE-L-12-1/4"-NPT-OMD	34,79
L	315	12	3/8" NPT					TE-L-12-3/8"-NPT-OMD	34,79
L	315	12	1/2" NPT					TE-L-12-1/2"-NPT-OMD	36,96
L	315	15	3/8" NPT					TE-L-15-3/8"-NPT-OMD	*
L	315	15	1/2" NPT					TE-L-15-1/2"-NPT-OMD	48,26
L	315	18	1/2" NPT					TE-L-18-1/2"-NPT-OMD	77,35
L	160	22	3/4" NPT					TE-L-22-3/4"-NPT-OMD	79,08
L	160	28	1" NPT					TE-L-28-1"-NPT-OMD	133,92
L	160	35	1 1/4" NPT					TE-L-35-1 1/4"-NPT-OMD	267,12
L	160	42	1 1/2" NPT					TE-L-42-1 1/2"-NPT-OMD	262,15

Reihe Series	Druck Pressure PN	Rohr A.D. Tube O.D. D1	Gewinde Thread G	Ca. Maße Approx. Dimensions				Bestellzeichen Order-Code OMD	Brutto-Preis Gross-Price Euro (€)
S	630	6	1/4" NPT					TE-S-06-1/4"-NPT-OMD	27,30
S	630	8	1/4" NPT					TE-S-08-1/4"-NPT-OMD	27,19
S	630	10	1/4" NPT					TE-S-10-1/4"-NPT-OMD	*
S	630	10	3/8" NPT					TE-S-10-3/8"-NPT-OMD	33,10
S	630	10	1/2" NPT					TE-S-10-1/2"-NPT-OMD	*
S	630	12	1/4" NPT					TE-S-12-1/4"-NPT-OMD	*
S	630	12	3/8" NPT					TE-S-12-3/8"-NPT-OMD	38,03
S	630	12	1/2" NPT					TE-S-12-1/2"-NPT-OMD	55,90
S	630	14	1/2" NPT					TE-S-14-1/2"-NPT-OMD	47,80
S	400	16	1/2" NPT					TE-S-16-1/2"-NPT-OMD	75,61
S	400	20	3/4" NPT					TE-S-20-3/4"-NPT-OMD	91,33
S	400	25	1" NPT					TE-S-25-1"-NPT-OMD	136,60
S	400	30	1 1/4" NPT					TE-S-30-1 1/4"-NPT-OMD	185,76
S	315	38	1 1/2" NPT					TE-S-38-1 1/2"-NPT-OMD	368,77





**L-Einschraubverschraubungen**

LL-, L- und S-Reihe

Einschraubgewinde: Whitworth-Rohrgewinde - Kegelig

**Stud Barrel Tees**

LL-, L- and S-Series

Thread: BSP - Taper

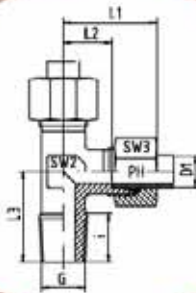
Reihe Series	Druck Pressure PN	Rohr A.D. Tube O.D. D1	Gewinde Thread G	Ca. Maße Approx. Dimensions						Bestellzeichen Order-Code Standard	Brutto-Preis Gross-Price Euro (€)
				L1	L2	L3	i	SW2	SW3		
LL	100	4	R 1/8" keg	21	11,0	17	8	9	10	LE-LL-04-R 1/8"-k	28,45
LL	100	6	R 1/8" keg	21	9,5	17	8	9	12	LE-LL-06-R 1/8"-k	29,25
LL	100	8	R 1/8" keg	23	11,5	20	8	12	14	LE-LL-08-R 1/8"-k	32,20

Reihe Series	Druck Pressure PN	Rohr A.D. Tube O.D. D1	Gewinde Thread G	Ca. Maße Approx. Dimensions						Bestellzeichen Order-Code Standard	Brutto-Preis Gross-Price Euro (€)
				L1	L2	L3	i	SW2	SW3		
L	315	6	R 1/8" keg	27	12,0	20	8	12	14	LE-L-06-R 1/8"-k	24,29
L	315	6	R 1/4" keg	27	12,0	26	12	12	14	LE-L-06-R 1/4"-k	28,12
L	315	8	R 1/4" keg	29	14,0	26	12	12	17	LE-L-08-R 1/4"-k	28,33
L	315	8	R 3/8" keg	32	17,0	28	12	14	17	LE-L-08-R 3/8"-k	*
L	315	10	R 1/8" keg				8	14	19	LE-L-10-R 1/8"-k	*
L	315	10	R 1/4" keg	30	15,0	27	12	14	19	LE-L-10-R 1/4"-k	31,06
L	315	10	R 3/8" keg	30	15,0	28	12	17	19	LE-L-10-R 3/8"-k	34,51
L	315	10	R 1/2" keg				14	17	19	LE-L-10-R 1/2"-k	*
L	315	12	R 1/4" keg	32	17,5	27	12	17	22	LE-L-12-R 1/4"-k	34,79
L	315	12	R 3/8" keg	32	17,5	28	12	17	22	LE-L-12-R 3/8"-k	34,79
L	315	12	R 1/2" keg				14	17	22	LE-L-12-R 1/2"-k	38,25
L	315	15	R 3/8" keg				12	19	27	LE-L-15-R 3/8"-k	*
L	315	15	R 1/2" keg	38	21,0	34	14	19	27	LE-L-15-R 1/2"-k	47,53
L	315	18	R 1/2" keg	40	23,5	36	14	24	32	LE-L-18-R 1/2"-k	69,03

Reihe Series	Druck Pressure PN <sup>(1)</sup>	Rohr A.D. Tube O.D. D1	Gewinde Thread G	Ca. Maße Approx. Dimensions						Bestellzeichen Order-Code Standard	Brutto-Preis Gross-Price Euro (€)
				L1	L2	L3	i	SW2	SW3		
S	630	6	R 1/4" keg	31	16,5	26	12	12	17	LE-S-06-R 1/4"-k	28,63
S	630	8	R 1/4" keg	32	17,0	27	12	14	19	LE-S-08-R 1/4"-k	31,19
S	630	10	R 3/8" keg	34	17,5	28	12	17	22	LE-S-10-R 3/8"-k	35,05
S	630	12	R 3/8" keg	38	21,5	28	12	17	24	LE-S-12-R 3/8"-k	44,43
S	630	12	R 1/2" keg	38	21,5	33	14	19	24	LE-S-12-R 1/2"-k	58,80
S	630	14	R 1/2" keg	40	22,0	32	14	19	27	LE-S-14-R 1/2"-k	49,93
S	400	16	R 1/2" keg	43	24,5	32	14	24	30	LE-S-16-R 1/2"-k	69,03

<sup>(1)</sup> Die angegebenen Druckstufen sind nur gültig, wenn die Einschraublöcher mit kegeligem Gewinde vorhanden sind.

<sup>(1)</sup> The pressure rates are only valid, if the female parts are with tapered threads, too.



L-Einschraubverschraubungen

L- und S-Reihe

Einschraubgewinde: Whitworth-Rohrgewinde - Kegelig

Stud Barrel Tees

L- and S-Series

Thread: BSP - Taper

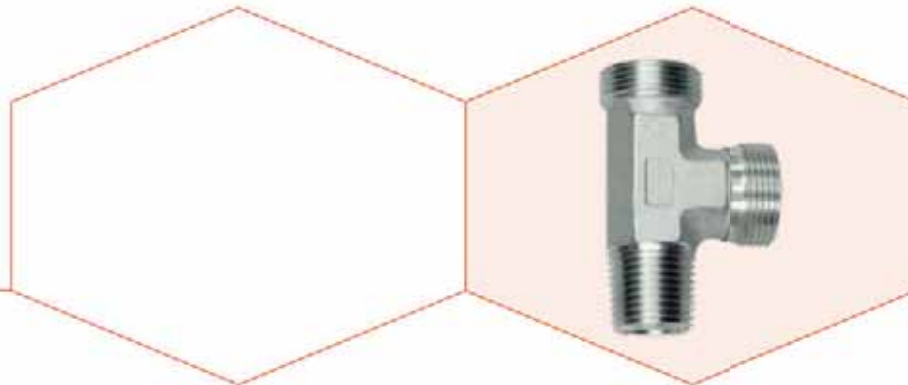
Reihe Series	Druck Pressure PN	Rohr A.D. Tube O.D. D1	Gewinde Thread G	Ca. Maße Approx. Dimensions						Bestellzeichen Order-Code SC	Brutto-Preis Gross-Price Euro (€)
				L1	L2	L3	i	SW2	SW3		
L	315	6	R 1/8" keg	27	12,0	20	8	12	14	LE-L-06-R 1/8"-k-SC	24,93
L	315	6	R 1/4" keg	27	12,0	26	12	12	14	LE-L-06-R 1/4"-k-SC	28,76
L	315	8	R 1/4" keg	29	14,0	26	12	12	17	LE-L-08-R 1/4"-k-SC	29,21
L	315	8	R 3/8" keg	32	17,0	28	12	14	17	LE-L-08-R 3/8"-k-SC	*
L	315	10	R 1/8" keg				8	14	19	LE-L-10-R 1/8"-k-SC	*
L	315	10	R 1/4" keg	30	15,0	27	12	14	19	LE-L-10-R 1/4"-k-SC	31,94
L	315	10	R 3/8" keg	30	15,0	28	12	17	19	LE-L-10-R 3/8"-k-SC	35,39
L	315	10	R 1/2" keg				14	17	19	LE-L-10-R 1/2"-k-SC	*
L	315	12	R 1/4" keg	32	17,5	27	12	17	22	LE-L-12-R 1/4"-k-SC	35,91
L	315	12	R 3/8" keg	32	17,5	28	12	17	22	LE-L-12-R 3/8"-k-SC	35,91
L	315	12	R 1/2" keg				14	17	22	LE-L-12-R 1/2"-k-SC	39,37
L	315	15	R 3/8" keg				12	19	27	LE-L-15-R 3/8"-k-SC	*
L	315	15	R 1/2" keg	36	21,0	34	14	19	27	LE-L-15-R 1/2"-k-SC	49,69
L	315	18	R 1/2" keg	40	23,5	36	14	24	32	LE-L-18-R 1/2"-k-SC	72,31

Reihe Series	Druck Pressure PN <sup>(1)</sup>	Rohr A.D. Tube O.D. D1	Gewinde Thread G	Ca. Maße Approx. Dimensions						Bestellzeichen Order-Code SC	Brutto-Preis Gross-Price Euro (€)
				L1	L2	L3	i	SW2	SW3		
S	630	6	R 1/4" keg	31	16,5	26	12	12	17	LE-S-06-R 1/4"-k-SC	29,51
S	630	8	R 1/4" keg	32	17,0	27	12	14	19	LE-S-08-R 1/4"-k-SC	32,07
S	630	10	R 3/8" keg	34	17,5	28	12	17	22	LE-S-10-R 3/8"-k-SC	36,17
S	630	12	R 3/8" keg	38	21,5	28	12	17	24	LE-S-12-R 3/8"-k-SC	46,11
S	630	12	R 1/2" keg	38	21,5	33	14	19	24	LE-S-12-R 1/2"-k-SC	80,48
S	630	14	R 1/2" keg	40	22,0	32	14	19	27	LE-S-14-R 1/2"-k-SC	53,05
S	400	16	R 1/2" keg	43	24,5	32	14	24	30	LE-S-16-R 1/2"-k-SC	72,15

<sup>(1)</sup> Die angegebenen Druckstufen sind nur gültig, wenn die Einschraublöcher mit kegeligem Gewinde vorhanden sind.

<sup>(1)</sup> The pressure rates are only valid, if the female parts are with tapered threads, too.





**L-Einschraubverschraubungsstutzen**  
 LL-, L- und S-Reihe  
 Einschraubgewinde: Whitworth-Rohrgewinde - Kegelig

**Stud Barrel Tee Bodies**  
 LL-, L- and S-Series  
 Thread: BSP - Taper

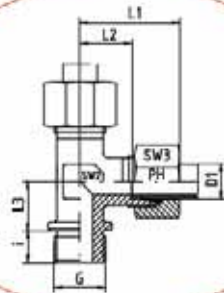
Reihe Series	Druck Pressure PN	Rohr A.D. Tube O.D. D1	Gewinde Thread G	Ca. Maße Approx. Dimensions				Bestellzeichen Order-Code OMD	Brutto-Preis Gross-Price Euro (€)
LL	100	4	R 1/8"-keg					LE-LL-04-R 1/8"-k-OMD	23,13
LL	100	6	R 1/8" keg					LE-LL-06-R 1/8"-k-OMD	23,17
LL	100	8	R 1/8" keg					LE-LL-08-R 1/8"-k-OMD	25,20

Reihe Series	Druck Pressure PN	Rohr A.D. Tube O.D. D1	Gewinde Thread G	Ca. Maße Approx. Dimensions				Bestellzeichen Order-Code OMD	Brutto-Preis Gross-Price Euro (€)
L	315	6	R 1/8" keg					LE-L-06-R 1/8"-k-OMD	19,67
L	315	6	R 1/4" keg					LE-L-06-R 1/4"-k-OMD	23,50
L	315	8	R 1/4" keg					LE-L-08-R 1/4"-k-OMD	22,73
L	315	8	R 3/8" keg					LE-L-08-R 3/8"-k-OMD	*
L	315	10	R 1/8" keg					LE-L-10-R 1/8"-k-OMD	*
L	315	10	R 1/4" keg					LE-L-10-R 1/4"-k-OMD	24,34
L	315	10	R 3/8" keg					LE-L-10-R 3/8"-k-OMD	27,79
L	315	10	R 1/2" keg					LE-L-10-R 1/2"-k-OMD	*
L	315	12	R 1/4" keg					LE-L-12-R 1/4"-k-OMD	27,01
L	315	12	R 3/8" keg					LE-L-12-R 3/8"-k-OMD	27,01
L	315	12	R 1/2" keg					LE-L-12-R 1/2"-k-OMD	30,47
L	315	15	R 3/8" keg					LE-L-15-R 3/8"-k-OMD	*
L	315	15	R 1/2" keg					LE-L-15-R 1/2"-k-OMD	37,25
L	315	18	R 1/2" keg					LE-L-18-R 1/2"-k-OMD	51,79

Reihe Series	Druck Pressure PN <sup>(1)</sup>	Rohr A.D. Tube O.D. D1	Gewinde Thread G	Ca. Maße Approx. Dimensions				Bestellzeichen Order-Code OMD	Brutto-Preis Gross-Price Euro (€)
S	630	6	R 1/4" keg					LE-S-06-R 1/4"-k-OMD	23,05
S	630	8	R 1/4" keg					LE-S-08-R 1/4"-k-OMD	24,79
S	630	10	R 3/8" keg					LE-S-10-R 3/8"-k-OMD	27,17
S	630	12	R 3/8" keg					LE-S-12-R 3/8"-k-OMD	35,53
S	630	12	R 1/2" keg					LE-S-12-R 1/2"-k-OMD	49,90
S	630	14	R 1/2" keg					LE-S-14-R 1/2"-k-OMD	38,93
S	400	16	R 1/2" keg					LE-S-16-R 1/2"-k-OMD	52,61

<sup>(1)</sup> Die angegebenen Druckstufen sind nur gültig, wenn die Einschraublöcher mit kegeligem Gewinde vorhanden sind.

<sup>(1)</sup> The pressure rates are only valid, if the female parts are with tapered threads, too.



**L-Einschraubverschraubungen**

L- und S-Reihe

Einschraubgewinde: Whitworth-Rohrgewinde - Zylindrisch  
Abdichtung durch Dichtkante Form B

**Stud Barrel Tees**

L- und S-Series

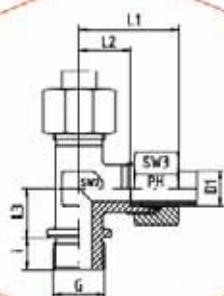
Thread: BSP - Parallel

Sealing by Sealing Shoulder Form B

Reihe Series	Druck Pressure PN	Rohr A.D. Tube O.D. D1	Gewinde Thread G	Ca. Maße Approx. Dimensions						Bestellzeichen Order-Code Standard	Brutto-Preis Gross-Price Euro (€)
				L1	L2	L3	i	SW2	SW3		
L	160	22	G 3/4" zyl	44	27,5	26	16	27	36	LE-L-22-R 3/4"-z	87,43
L	160	28	G 1" zyl	47	30,5	30	18	36	41	LE-L-28-R 1"-z	144,70
L	160	35	G 1 1/4" zyl	56	34,5	34	20	41	50	LE-L-35-R 1 1/4"-z	269,45
L	160	42	G 1 1/2" zyl	63	40,0	39	22	50	60	LE-L-42-R 1 1/2"-z	281,21

Reihe Series	Druck Pressure PN	Rohr A.D. Tube O.D. D1	Gewinde Thread G	Ca. Maße Approx. Dimensions						Bestellzeichen Order-Code Standard	Brutto-Preis Gross-Price Euro (€)
				L1	L2	L3	i	SW2	SW3		
S	400	20	G 3/4" zyl	48	26,5	26	16	27	36	LE-S-20-R 3/4"-z	87,43
S	250	25	G 1" zyl	54	30,0	30	18	36	46	LE-S-25-R 1"-z	152,88
S	160	30	G 1 1/4" zyl	62	35,5	34	20	41	50	LE-S-30-R 1 1/4"-z	204,52
S	160	38	G 1 1/2" zyl	72	41,0	39	22	50	60	LE-S-38-R 1 1/2"-z	375,81





**L-Einschraubverschraubungen**

L- und S-Reihe

Einschraubgewinde: Whitworth-Rohrgewinde - Zylindrisch  
Abdichtung durch Dichtkante Form B

**Stud Barrel Tees**

L- and S-Series

Thread: BSP - Parallel

Sealing by Sealing Shoulder Form B

Reihe Series	Druck Pressure PN	Rohr A.D. Tube O.D. D1	Gewinde Thread G	Ca. Maße Approx. Dimensions						Bestellzeichen Order-Code SC	Brutto-Preis Gross-Price Euro (€)
				L1	L2	L3	I	SW2	SW3		
L	160	22	G 3/4" zyl	44	27,5	26	16	27	36	LE-L-22-R 3/4"-z-SC	90,95
L	160	28	G 1" zyl	47	30,5	30	18	36	41	LE-L-28-R 1"-z-SC	148,70
L	160	35	G 1 1/4" zyl	56	34,5	34	20	41	50	LE-L-35-R 1 1/4"-z-SC	276,89
L	160	42	G 1 1/2" zyl	63	40,0	39	22	50	60	LE-L-42-R 1 1/2"-z-SC	289,85

Reihe Series	Druck Pressure PN	Rohr A.D. Tube O.D. D1	Gewinde Thread G	Ca. Maße Approx. Dimensions						Bestellzeichen Order-Code SC	Brutto-Preis Gross-Price Euro (€)
				L1	L2	L3	I	SW2	SW3		
S	400	20	G 3/4" zyl	48	26,5	26	16	27	36	LE-S-20-R 3/4"-z-SC	91,19
S	250	25	G 1" zyl	54	30,0	30	18	36	46	LE-S-25-R 1"-z-SC	158,88
S	160	30	G 1 1/4" zyl	62	35,5	34	20	41	50	LE-S-30-R 1 1/4"-z-SC	212,84
S	160	38	G 1 1/2" zyl	72	41,0	39	22	50	60	LE-S-38-R 1 1/2"-z-SC	387,09



**L-Einschraubverschraubungsstutzen**

L- und S-Reihe

Einschraubgewinde: Whitworth-Rohrgewinde - Zylindrisch  
Abdichtung durch Dichtkante Form B

**Stud Barrel Tee Bodies**

L- and S-Series

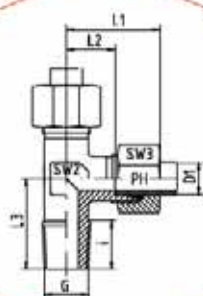
Thread: BSP - Parallel

Sealing by Sealing Shoulder Form B

Reihe Series	Druck Pressure PN	Rohr A.D. Tube O.D. D1	Gewinde Thread G	Ca. Maße Approx. Dimensions				Bestellzeichen Order-Code OMD	Brutto-Preis Gross-Price Euro (€)
L	160	22	G 3/4" zyl					LE-L-22-R 3/4"-z-OMD	66,81
L	160	28	G 1" zyl					LE-L-28-R 1"-z-OMD	115,00
L	160	35	G 1 1/4" zyl					LE-L-35-R 1 1/4"-z-OMD	227,23
L	160	42	G 1 1/2" zyl					LE-L-42-R 1 1/2"-z-OMD	226,35

Reihe Series	Druck Pressure PN	Rohr A.D. Tube O.D. D1	Gewinde Thread G	Ca. Maße Approx. Dimensions				Bestellzeichen Order-Code OMD	Brutto-Preis Gross-Price Euro (€)
S	400	20	G 3/4" zyl					LE-S-20-R 3/4"-z-OMD	66,27
S	250	25	G 1" zyl					LE-S-25-R 1"-z-OMD	115,64
S	160	30	G 1 1/4" zyl					LE-S-30-R 1 1/4"-z-OMD	157,64
S	160	38	G 1 1/2" zyl					LE-S-38-R 1 1/2"-z-OMD	312,53





**L-Einschraubverschraubungen**  
LL-, L- und S-Reihe  
Einschraubgewinde: Metrisches Feingewinde - Kegelig

**Stud Barrel Tees**  
LL-, L- and S-Series  
Thread: Metric - Taper

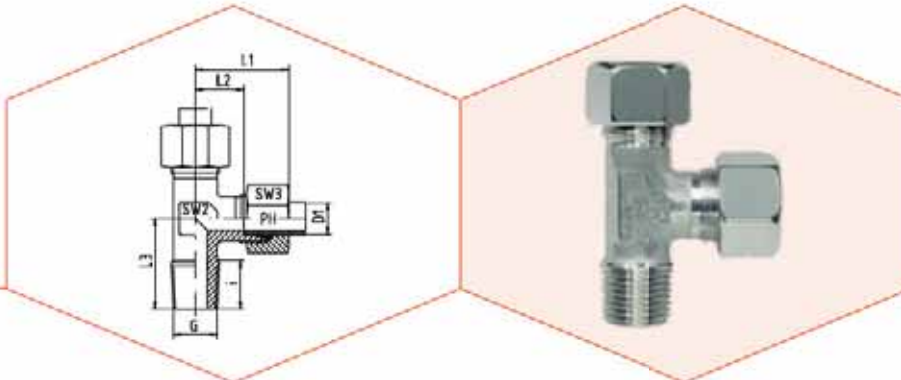
Reihe Series	Druck Pressure PN	Rohr A.D. Tube O.D. D1	Gewinde Thread G	Ca. Maße Approx. Dimensions						Bestellzeichen Order-Code Standard	Brutto-Preis Gross-Price Euro (€)
				L1	L2	L3	i	SW2	SW3		
LL	100	4	M 6 x 1 keg	21	11,0	17	8	9	10	LE-LL-04-M 6x1-k	*
LL	100	4	M 8 x 1 keg	21	11,0	17	8	9	10	LE-LL-04-M 8x1-k	*
LL	100	6	M 6 x 1 keg				8	9	12	LE-LL-06-M 6x1-k	*
LL	100	6	M 8 x 1 keg				8	9	12	LE-LL-06-M 8x1-k	*
LL	100	6	M 10 x 1 keg	21	9,5	17	8	9	12	LE-LL-06-M 10x1-k	*
LL	100	8	M 8 x 1 keg				8	12	14	LE-LL-08-M 8x1-k	*
LL	100	8	M 10 x 1 keg	23	11,5	20	8	12	14	LE-LL-08-M 10x1-k	*

Reihe Series	Druck Pressure PN	Rohr A.D. Tube O.D. D1	Gewinde Thread G	Ca. Maße Approx. Dimensions						Bestellzeichen Order-Code Standard	Brutto-Preis Gross-Price Euro (€)
				L1	L2	L3	i	SW2	SW3		
L	315	6	M 10 x 1,5 keg	27	12,0	20	8	12	14	LE-L-06-M 10x1,5-k	26,58
L	315	8	M 12 x 1,5 keg	29	14,0	26	12	12	17	LE-L-08-M 12x1,5-k	28,68
L	315	10	M 14 x 1,5 keg	30	15,0	27	12	14	19	LE-L-10-M 14x1,5-k	31,70
L	315	12	M 16 x 1,5 keg	32	17,0	28	12	17	22	LE-L-12-M 16x1,5-k	37,04
L	315	15	M 18 x 1,5 keg	36	21,0	32	12	19	27	LE-L-15-M 18x1,5-k	50,77
L	315	18	M 22 x 1,5 keg	40	23,0	36	14	24	32	LE-L-18-M 22x1,5-k	81,81

Reihe Series	Druck Pressure PN <sup>(1)</sup>	Rohr A.D. Tube O.D. D1	Gewinde Thread G	Ca. Maße Approx. Dimensions						Bestellzeichen Order-Code Standard	Brutto-Preis Gross-Price Euro (€)
				L1	L2	L3	i	SW2	SW3		
S	630	6	M 12 x 1,5 keg	31	16,0	26	12	12	17	LE-S-06-M 12x1,5-k	28,20
S	630	8	M 14 x 1,5 keg	32	17,0	27	12	14	19	LE-S-08-M 14x1,5-k	31,19
S	630	10	M 16 x 1,5 keg	34	17,5	28	12	17	22	LE-S-10-M 16x1,5-k	36,94
S	630	12	M 18 x 1,5 keg	38	21,5	28	12	17	24	LE-S-12-M 18x1,5-k	41,82
S	630	14	M 20 x 1,5 keg	40	22,0	32	14	19	27	LE-S-14-M 20x1,5-k	51,58
S	400	16	M 22 x 1,5 keg	43	24,5	32	14	24	30	LE-S-16-M 22x1,5-k	79,25

<sup>(1)</sup> Die angegebenen Druckstufen sind nur gültig, wenn die Einschraublöcher mit kegeligem Gewinde vorhanden sind.

<sup>(1)</sup> The pressure rates are only valid, if the female parts are with tapered threads, too.



L-Einschraubverschraubungen  
L- und S-Reihe  
Einschraubgewinde: Metrisches Feingewinde - Kegelig

Stud Barrel Tees  
L- and S-Series  
Thread: Metric - Taper

Reihe Series	Druck Pressure PN	Rohr A.D. Tube O.D. D1	Gewinde Thread G	Ca. Maße Approx. Dimensions						Bestellzeichen Order-Code SC	Brutto-Preis Gross-Price Euro (€)
				L1	L2	L3	i	SW2	SW3		
L	315	6	M 10 x 1 keg	27	12,0	20	8	12	14	LE-L-06-M 10x1-k-SC	27,23
L	315	8	M 12 x 1,5 keg	29	14,0	26	12	12	17	LE-L-08-M 12x1,5-k-SC	29,56
L	315	10	M 14 x 1,5 keg	30	15,0	27	12	14	19	LE-L-10-M 14x1,5-k-SC	32,58
L	315	12	M 16 x 1,5 keg	32	17,0	28	12	17	22	LE-L-12-M 16x1,5-k-SC	38,16
L	315	15	M 18 x 1,5 keg	36	21,0	32	12	19	27	LE-L-15-M 18x1,5-k-SC	52,93
L	315	18	M 22 x 1,5 keg	40	23,0	38	14	24	32	LE-L-18-M 22x1,5-k-SC	85,09

Reihe Series	Druck Pressure PN <sup>(1)</sup>	Rohr A.D. Tube O.D. D1	Gewinde Thread G	Ca. Maße Approx. Dimensions						Bestellzeichen Order-Code SC	Brutto-Preis Gross-Price Euro (€)
				L1	L2	L3	i	SW2	SW3		
S	630	6	M 12 x 1,5 keg	31	16,0	26	12	12	17	LE-S-06-M 12x1,5-k-SC	29,08
S	630	8	M 14 x 1,5 keg	32	17,0	27	12	14	19	LE-S-08-M 14x1,5-k-SC	32,07
S	630	10	M 16 x 1,5 keg	34	17,5	28	12	17	22	LE-S-10-M 16x1,5-k-SC	38,06
S	630	12	M 18 x 1,5 keg	38	21,5	28	12	17	24	LE-S-12-M 18x1,5-k-SC	43,50
S	630	14	M 20 x 1,5 keg	40	22,0	32	14	19	27	LE-S-14-M 20x1,5-k-SC	54,71
S	400	16	M 22 x 1,5 keg	43	24,5	32	14	24	30	LE-S-16-M 22x1,5-k-SC	82,37

<sup>(1)</sup> Die angegebenen Druckstufen sind nur gültig, wenn die Einschraublöcher mit kegeligem Gewinde vorhanden sind.

<sup>(1)</sup> The pressure rates are only valid, if the female parts are with tapered threads, too.





**L-Einschraubverschraubungsstutzen**

LL-, L- und S-Reihe

Einschraubgewinde: Metrisches Feingewinde - Kegelig

**Stud Barrel Tee Bodies**

LL-, L- and S-Series

Thread: Metric - Taper

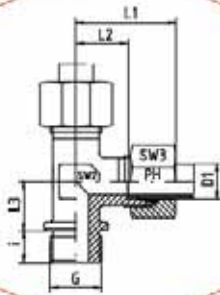
Reihe Series	Druck Pressure PN	Rohr A.D. Tube O.D. D1	Gewinde Thread G	Ca. Maße Approx. Dimensions				Bestellzeichen Order-Code OMD	Brutto-Preis Gross-Price Euro (€)
LL	100	4	M 6 x 1 keg					LE-LL-04-M 6x1-k-OMD	*
LL	100	4	M 8 x 1 keg					LE-LL-04-M 8x1-k-OMD	*
LL	100	6	M 6 x 1 keg					LE-LL-06-M 6x1-k-OMD	*
LL	100	6	M 8 x 1 keg					LE-LL-06-M 8x1-k-OMD	*
LL	100	6	M 10 x 1 keg					LE-LL-06-M 10x1-k-OMD	*
LL	100	8	M 8 x 1 keg					LE-LL-08-M 8x1-k-OMD	*
LL	100	8	M 10 x 1 keg					LE-LL-08-M 10x1-k-OMD	*

Reihe Series	Druck Pressure PN	Rohr A.D. Tube O.D. D1	Gewinde Thread G	Ca. Maße Approx. Dimensions				Bestellzeichen Order-Code OMD	Brutto-Preis Gross-Price Euro (€)
L	315	6	M 10 x 1,5 keg					LE-L-06-M 10x1,5-k-OMD	21,97
L	315	8	M 12 x 1,5 keg					LE-L-08-M 12x1,5-k-OMD	23,08
L	315	10	M 14 x 1,5 keg					LE-L-10-M 14x1,5-k-OMD	24,99
L	315	12	M 16 x 1,5 keg					LE-L-12-M 16x1,5-k-OMD	29,26
L	315	15	M 18 x 1,5 keg					LE-L-15-M 18x1,5-k-OMD	40,49
L	315	18	M 22 x 1,5 keg					LE-L-18-M 22x1,5-k-OMD	64,57

Reihe Series	Druck Pressure PN <sup>(1)</sup>	Rohr A.D. Tube O.D. D1	Gewinde Thread G	Ca. Maße Approx. Dimensions				Bestellzeichen Order-Code OMD	Brutto-Preis Gross-Price Euro (€)
S	630	6	M 12 x 1,5 keg					LE-S-06-M 12x1,5-k-OMD	22,62
S	630	8	M 14 x 1,5 keg					LE-S-08-M 14x1,5-k-OMD	24,79
S	630	10	M 16 x 1,5 keg					LE-S-10-M 16x1,5-k-OMD	29,06
S	630	12	M 18 x 1,5 keg					LE-S-12-M 18x1,5-k-OMD	32,92
S	630	14	M 20 x 1,5 keg					LE-S-14-M 20x1,5-k-OMD	40,59
S	400	16	M 22 x 1,5 keg					LE-S-16-M 22x1,5-k-OMD	62,83

<sup>(1)</sup> Die angegebenen Druckstufen sind nur gültig, wenn die Einschraubflöcher mit kegeligem Gewinde vorhanden sind.

<sup>(2)</sup> The pressure rates are only valid, if the female parts are with tapered threads, too.



**L-Einschraubverschraubungen**

L- und S-Reihe

Einschraubgewinde: Metrisches Feingewinde - Zylindrisch  
Abdichtung durch Dichtkante Form B

**Stud Barrel Tees**

L- und S-Series

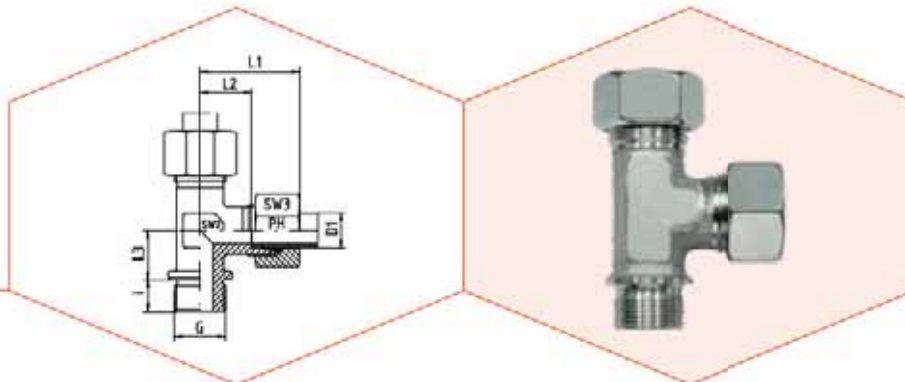
Thread: Metric - Parallel

Sealing by Sealing Shoulder Form B

Reihe Series	Druck Pressure PN	Rohr A.D. Tube O.D. D1	Gewinde Thread G	Ca. Maße Approx. Dimensions						Bestellzeichen Order-Code Standard	Brutto-Preis Gross-Price Euro (€)
				L1	L2	L3	i	SW2	SW3		
L	160	22	M 26 x 1,5 zyl	44	27,5	26	16	27	36	LE-L-22-M 26x1,5-z	87,94
L	160	28	M 33 x 2 zyl	47	30,5	30	18	36	41	LE-L-28-M 33x2-z	143,93
L	160	35	M 42 x 2 zyl	56	34,5	34	20	41	50	LE-L-35-M 42x2-z	272,52
L	160	42	M 48 x 2 zyl	63	40,0	39	22	50	60	LE-L-42-M 48x2-z	279,68

Reihe Series	Druck Pressure PN	Rohr A.D. Tube O.D. D1	Gewinde Thread G	Ca. Maße Approx. Dimensions						Bestellzeichen Order-Code Standard	Brutto-Preis Gross-Price Euro (€)
				L1	L2	L3	i	SW2	SW3		
S	400	20	M 27 x 2 zyl	48	26,5	26	16	27	36	LE-S-20-M 27x2-z	87,94
S	250	25	M 33 x 2 zyl	54	30,0	30	18	36	46	LE-S-25-M 33x2-z	152,88
S	160	30	M 42 x 2 zyl	62	35,5	34	20	41	50	LE-S-30-M 42x2-z	202,47
S	160	38	M 48 x 2 zyl	72	41,0	39	22	50	60	LE-S-38-M 48x2-z	378,36





**L-Einschraubverschraubungen**  
L- und S-Reihe  
Einschraubgewinde: Metrisches Feingewinde - Zylindrisch  
Abdichtung durch Dichtkante Form B

**Stud Barrel Tees**  
L- and S-Series  
Thread: Metric - Parallel  
Sealing by Sealing Shoulder Form B

Reihe Series	Druck Pressure PN	Rohr A.D. Tube O.D. D1	Gewinde Thread G	Ca. Maße Approx. Dimensions						Bestellzeichen Order-Code SC	Brutto-Preis Gross-Price Euro (€)
				L1	L2	L3	I	SW2	SW3		
L	160	22	M 26 x 1,5 zyl	44	27,5	26	16	27	36	LE-L-22-M 26x1,5-z-SC	91,46
L	160	28	M 33 x 2 zyl	47	30,5	30	18	36	41	LE-L-28-M 33x2-z-SC	147,93
L	160	35	M 42 x 2 zyl	56	34,5	34	20	41	50	LE-L-35-M 42x2-z-SC	279,96
L	160	42	M 48 x 2 zyl	63	40,0	39	22	50	60	LE-L-42-M 48x2-z-SC	288,32

Reihe Series	Druck Pressure PN	Rohr A.D. Tube O.D. D1	Gewinde Thread G	Ca. Maße Approx. Dimensions						Bestellzeichen Order-Code SC	Brutto-Preis Gross-Price Euro (€)
				L1	L2	L3	I	SW2	SW3		
S	400	20	M 27 x 2 zyl	48	26,5	26	16	27	36	LE-S-20-M 27x2-z-SC	91,70
S	250	25	M 33 x 2 zyl	54	30,0	30	18	36	46	LE-S-25-M 33x2-z-SC	158,88
S	160	30	M 42 x 2 zyl	62	35,5	34	20	41	50	LE-S-30-M 42x2-z-SC	210,79
S	160	38	M 48 x 2 zyl	72	41,0	39	22	50	60	LE-S-38-M 48x2-z-SC	389,64



**L-Einschraubverschraubungsstutzen**

L- und S-Reihe

Einschraubgewinde: Metrisches Feingewinde - Zylindrisch  
Abdichtung durch Dichtkante Form B

**Stud Barrel Tee Bodies**

L- and S-Series

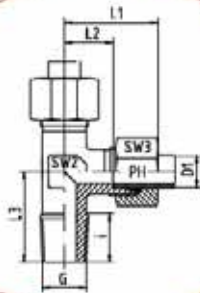
Thread: Metric - Parallel

Sealing by Sealing Shoulder Form B

Reihe Series	Druck Pressure PN	Rohr A.D. Tube O.D. D1	Gewinde Thread G	Ca. Maße Approx. Dimensions					Bestellzeichen Order-Code OMD	Brutto-Preis Gross-Price Euro (€)
L	160	22	M 26 x 1,5 zyl						LE-L-22-M 26x1,5-z-OMD	67,32
L	160	28	M 33 x 2 zyl						LE-L-28-M 33x2-z-OMD	114,23
L	160	35	M 42 x 2 zyl						LE-L-35-M 42x2-z-OMD	230,30
L	160	42	M 48 x 2 zyl						LE-L-42-M 48x2-z-OMD	224,82

Reihe Series	Druck Pressure PN	Rohr A.D. Tube O.D. D1	Gewinde Thread G	Ca. Maße Approx. Dimensions					Bestellzeichen Order-Code OMD	Brutto-Preis Gross-Price Euro (€)
S	400	20	M 27 x 2 zyl						LE-S-20-M 27x2-z-OMD	66,78
S	250	25	M 33 x 2 zyl						LE-S-25-M 33x2-z-OMD	115,64
S	160	30	M 42 x 2 zyl						LE-S-30-M 42x2-z-OMD	155,59
S	160	38	M 48 x 2 zyl						LE-S-38-M 48x2-z-OMD	315,08





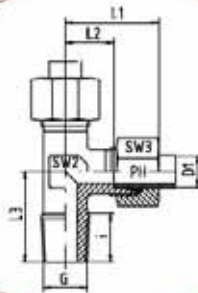
L-Einschraubverschraubungen  
LL-, L- und S-Reihe  
Einschraubgewinde: NPT

Stud Barrel Tees  
LL-, L- and S-Series  
Thread: NPT

Reihe Series	Druck Pressure PN	Rohr A.D. Tube O.D. D1	Gewinde Thread G	Ca. Maße Approx. Dimensions						Bestellzeichen Order-Code Standard	Brutto-Preis Gross-Price Euro (€)
				L1	L2	L3	I	SW2	SW3		
LL	100	4	1/8" NPT	21	11,0	17	10,0	9	10	LE-LL-04-1/8"-NPT	*
LL	100	6	1/8" NPT	21	9,5	17	10,0	9	14	LE-LL-06-1/8"-NPT	*
LL	100	8	1/8" NPT	23	11,5	20	10,0	12	17	LE-LL-08-1/8"-NPT	*

Reihe Series	Druck Pressure PN	Rohr A.D. Tube O.D. D1	Gewinde Thread G	Ca. Maße Approx. Dimensions						Bestellzeichen Order-Code Standard	Brutto-Preis Gross-Price Euro (€)
				L1	L2	L3	I	SW2	SW3		
L	315	6	1/8" NPT	27	12,0	20	10,0	12	14	LE-L-06-1/8"-NPT	30,17
L	315	6	1/4" NPT	29	14,0	26	15,0	12	14	LE-L-06-1/4"-NPT	30,63
L	315	8	1/4" NPT	29	14,0	26	15,0	12	17	LE-L-08-1/4"-NPT	31,93
L	315	10	1/4" NPT	30	15,0	27	15,0	14	19	LE-L-10-1/4"-NPT	35,28
L	315	10	3/8" NPT				15,3	17	19	LE-L-10-3/8"-NPT	*
L	315	10	1/2" NPT				20,0	17	19	LE-L-10-1/2"-NPT	*
L	315	12	1/4" NPT				15,0	17	22	LE-L-12-1/4"-NPT	44,43
L	315	12	3/8" NPT	32	17,0	28	15,3	17	22	LE-L-12-3/8"-NPT	42,57
L	315	12	1/2" NPT				20,0	17	22	LE-L-12-1/2"-NPT	45,97
L	315	15	3/8" NPT				15,3	19	27	LE-L-15-3/8"-NPT	*
L	315	15	1/2" NPT	36	21,0	34	20,0	19	27	LE-L-15-1/2"-NPT	58,54
L	315	18	1/2" NPT	40	23,5	36	20,0	24	32	LE-L-18-1/2"-NPT	94,59
L	180	22	3/4" NPT	44	27,5	42	20,0	27	38	LE-L-22-3/4"-NPT	99,70
L	160	28	1" NPT	47	30,5	48	25,0	36	41	LE-L-28-1"-NPT	163,62
L	160	35	1 1/4" NPT	56	34,5	54	25,5	41	50	LE-L-35-1 1/4"-NPT	310,87
L	160	42	1 1/2" NPT	63	40,0	61	26,0	50	60	LE-L-42-1 1/2"-NPT	319,31

Reihe Series	Druck Pressure PN	Rohr A.D. Tube O.D. D1	Gewinde Thread G	Ca. Maße Approx. Dimensions						Bestellzeichen Order-Code Standard	Brutto-Preis Gross-Price Euro (€)
				L1	L2	L3	I	SW2	SW3		
S	630	6	1/4" NPT	31	16,0	26	15,0	12	17	LE-S-06-1/4"-NPT	32,88
S	630	8	1/4" NPT	32	17,0	27	15,0	14	19	LE-S-08-1/4"-NPT	33,59
S	630	10	1/4" NPT				15,0	17	22	LE-S-10-1/4"-NPT	*
S	630	10	3/8" NPT	34	17,5	28	15,3	17	22	LE-S-10-3/8"-NPT	40,98
S	630	10	1/2" NPT				20,0	17	22	LE-S-10-1/2"-NPT	*
S	630	12	1/4" NPT				15,0	17	24	LE-S-12-1/4"-NPT	*
S	630	12	3/8" NPT	38	21,5	28	15,3	17	24	LE-S-12-3/8"-NPT	47,93
S	630	12	1/2" NPT	38	21,5	33	20,0	19	24	LE-S-12-1/2"-NPT	58,80
S	630	14	1/2" NPT	40	22,0	34	20,0	19	27	LE-S-14-1/2"-NPT	58,80
S	400	16	1/2" NPT	43	24,5	36	20,0	24	30	LE-S-16-1/2"-NPT	92,03
S	400	20	3/4" NPT	48	26,5	42	20,0	27	36	LE-S-20-3/4"-NPT	112,49
S	400	25	1" NPT	54	30,0	48	25,0	38	46	LE-S-25-1"-NPT	175,89
S	400	30	1 1/4" NPT	62	35,5	54	25,5	41	50	LE-S-30-1 1/4"-NPT	233,66
S	315	38	1 1/2" NPT	72	41,0	61	26,0	50	60	LE-S-38-1 1/2"-NPT	432,30



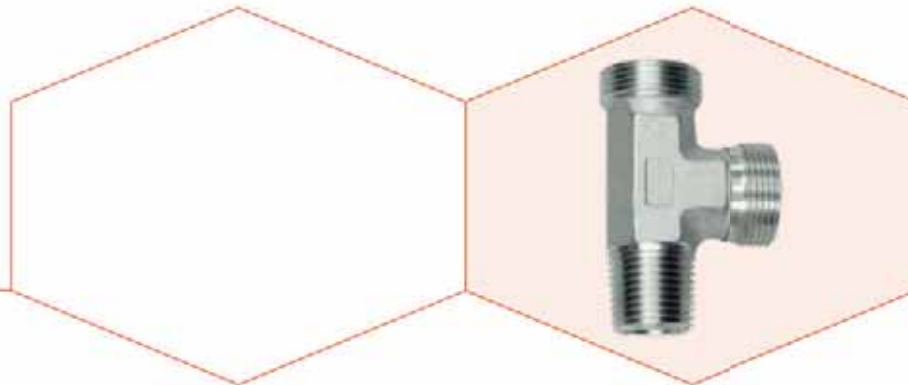
L-Einschraubverschraubungen  
L- und S-Reihe  
Einschraubgewinde: NPT

Stud Barrel Tees  
L- and S-Series  
Thread: NPT

Reihe Series	Druck Pressure PN	Rohr A.D. Tube O.D. D1	Gewinde Thread G	Ca. Maße Approx. Dimensions						Bestellzeichen Order-Code SC	Brutto-Preis Gross-Price Euro (€)
				L1	L2	L3	i	SW2	SW3		
L	315	6	1/8" NPT	27	12,0	20	10,0	12	14	LE-L-06-1/8"-NPT-SC	30,81
L	315	6	1/4" NPT	29	14,0	26	15,0	12	14	LE-L-06-1/4"-NPT-SC	31,27
L	315	8	1/4" NPT	29	14,0	26	15,0	12	17	LE-L-08-1/4"-NPT-SC	32,81
L	315	10	1/4" NPT	30	15,0	27	15,0	14	19	LE-L-10-1/4"-NPT-SC	36,16
L	315	10	3/8" NPT				15,3	17	18	LE-L-10-3/8"-NPT-SC	*
L	315	10	1/2" NPT				20,0	17	19	LE-L-10-1/2"-NPT-SC	*
L	315	12	1/4" NPT				15,0	17	22	LE-L-12-1/4"-NPT-SC	45,55
L	315	12	3/8" NPT	32	17,0	28	15,3	17	22	LE-L-12-3/8"-NPT-SC	43,89
L	315	12	1/2" NPT				20,0	17	22	LE-L-12-1/2"-NPT-SC	47,09
L	315	15	3/8" NPT				15,3	19	27	LE-L-15-3/8"-NPT-SC	*
L	315	15	1/2" NPT	36	21,0	34	20,0	19	27	LE-L-15-1/2"-NPT-SC	60,70
L	315	18	1/2" NPT	40	23,5	36	20,0	24	32	LE-L-18-1/2"-NPT-SC	97,87
L	160	22	3/4" NPT	44	27,5	42	20,0	27	36	LE-L-22-3/4"-NPT-SC	103,22
L	160	28	1" NPT	47	30,5	48	25,0	36	41	LE-L-28-1"-NPT-SC	167,82
L	160	35	1 1/4" NPT	56	34,5	54	25,5	41	50	LE-L-35-1 1/4"-NPT-SC	318,31
L	160	42	1 1/2" NPT	63	40,0	61	26,0	50	60	LE-L-42-1 1/2"-NPT-SC	327,95

Reihe Series	Druck Pressure PN	Rohr A.D. Tube O.D. D1	Gewinde Thread G	Ca. Maße Approx. Dimensions						Bestellzeichen Order-Code SC	Brutto-Preis Gross-Price Euro (€)
				L1	L2	L3	i	SW2	SW3		
S	630	6	1/4" NPT	31	16,0	26	15,0	12	17	LE-S-06-1/4"-NPT-SC	33,76
S	630	8	1/4" NPT	32	17,0	27	15,0	14	19	LE-S-08-1/4"-NPT-SC	34,47
S	630	10	1/4" NPT				15,0	17	22	LE-S-10-1/4"-NPT-SC	*
S	630	10	3/8" NPT	34	17,5	28	15,3	17	22	LE-S-10-3/8"-NPT-SC	42,10
S	630	10	1/2" NPT				20,0	17	22	LE-S-10-1/2"-NPT-SC	*
S	630	12	1/4" NPT				15,0	17	24	LE-S-12-1/4"-NPT-SC	*
S	630	12	3/8" NPT	38	21,5	28	15,3	17	24	LE-S-12-3/8"-NPT-SC	49,61
S	630	12	1/2" NPT	38	21,5	33	20,0	19	24	LE-S-12-1/2"-NPT-SC	60,48
S	630	14	1/2" NPT	40	22,0	34	20,0	19	27	LE-S-14-1/2"-NPT-SC	61,92
S	400	16	1/2" NPT	43	24,5	36	20,0	24	30	LE-S-16-1/2"-NPT-SC	95,15
S	400	20	3/4" NPT	48	26,5	42	20,0	27	36	LE-S-20-3/4"-NPT-SC	116,25
S	400	25	1" NPT	54	30,0	48	25,0	36	46	LE-S-25-1"-NPT-SC	181,89
S	400	30	1 1/4" NPT	62	35,5	54	25,5	41	50	LE-S-30-1 1/4"-NPT-SC	241,98
S	315	38	1 1/2" NPT	72	41,0	61	26,0	50	60	LE-S-38-1 1/2"-NPT-SC	443,58






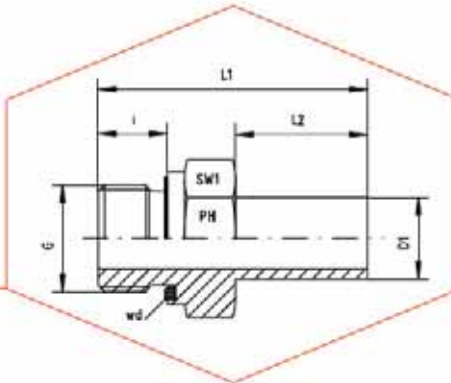
L-Einschraubverschraubungsstutzen  
LL-, L- und S-Reihe  
Einschraubgewinde: NPT

*Stud Barrel Tee Bodies*  
*LL-, L- and S-Series*  
*Thread: NPT*

Reihe Series	Druck Pressure PN	Rohr A.D. Tube O.D. D1	Gewinde Thread G	Ca. Maße Approx. Dimensions				Bestellzeichen Order-Code OMD	Brutto-Preis Gross-Price Euro (€)
LL	100	4	1/8" NPT					LE-LL-04-1/8"-NPT-OMD	*
LL	100	6	1/8" NPT					LE-LL-06-1/8"-NPT-OMD	*
LL	100	8	1/8" NPT					LE-LL-08-1/8"-NPT-OMD	*

Reihe Series	Druck Pressure PN	Rohr A.D. Tube O.D. D1	Gewinde Thread G	Ca. Maße Approx. Dimensions				Bestellzeichen Order-Code OMD	Brutto-Preis Gross-Price Euro (€)
L	315	6	1/8" NPT					LE-L-06-1/8"-NPT-OMD	25,55
L	315	6	1/4" NPT					LE-L-06-1/4"-NPT-OMD	26,01
L	315	8	1/4" NPT					LE-L-08-1/4"-NPT-OMD	26,33
L	315	10	1/4" NPT					LE-L-10-1/4"-NPT-OMD	28,56
L	315	10	3/8" NPT					LE-L-10-3/8"-NPT-OMD	*
L	315	10	1/2" NPT					LE-L-10-1/2"-NPT-OMD	*
L	315	12	1/4" NPT					LE-L-12-1/4"-NPT-OMD	36,65
L	315	12	3/8" NPT					LE-L-12-3/8"-NPT-OMD	34,79
L	315	12	1/2" NPT					LE-L-12-1/2"-NPT-OMD	38,19
L	315	15	3/8" NPT					LE-L-15-3/8"-NPT-OMD	*
L	315	15	1/2" NPT					LE-L-15-1/2"-NPT-OMD	48,26
L	315	18	1/2" NPT					LE-L-18-1/2"-NPT-OMD	77,35
L	180	22	3/4" NPT					LE-L-22-3/4"-NPT-OMD	79,08
L	160	28	1" NPT					LE-L-28-1"-NPT-OMD	133,92
L	160	35	1 1/4" NPT					LE-L-35-1 1/4"-NPT-OMD	268,65
L	160	42	1 1/2" NPT					LE-L-42-1 1/2"-NPT-OMD	264,45

Reihe Series	Druck Pressure PN	Rohr A.D. Tube O.D. D1	Gewinde Thread G	Ca. Maße Approx. Dimensions				Bestellzeichen Order-Code OMD	Brutto-Preis Gross-Price Euro (€)
S	630	6	1/4" NPT					LE-S-06-1/4"-NPT-OMD	27,30
S	630	8	1/4" NPT					LE-S-08-1/4"-NPT-OMD	27,19
S	630	10	1/4" NPT					LE-S-10-1/4"-NPT-OMD	*
S	630	10	3/8" NPT					LE-S-10-3/8"-NPT-OMD	33,10
S	630	10	1/2" NPT					LE-S-10-1/2"-NPT-OMD	*
S	630	12	1/4" NPT					LE-S-12-1/4"-NPT-OMD	*
S	630	12	3/8" NPT					LE-S-12-3/8"-NPT-OMD	39,03
S	630	12	1/2" NPT					LE-S-12-1/2"-NPT-OMD	49,90
S	630	14	1/2" NPT					LE-S-14-1/2"-NPT-OMD	47,80
S	400	16	1/2" NPT					LE-S-16-1/2"-NPT-OMD	75,61
S	400	20	3/4" NPT					LE-S-20-3/4"-NPT-OMD	91,33
S	400	25	1" NPT					LE-S-25-1"-NPT-OMD	138,65
S	400	30	1 1/4" NPT					LE-S-30-1 1/4"-NPT-OMD	186,78
S	315	38	1 1/2" NPT					LE-S-38-1 1/2"-NPT-OMD	369,02



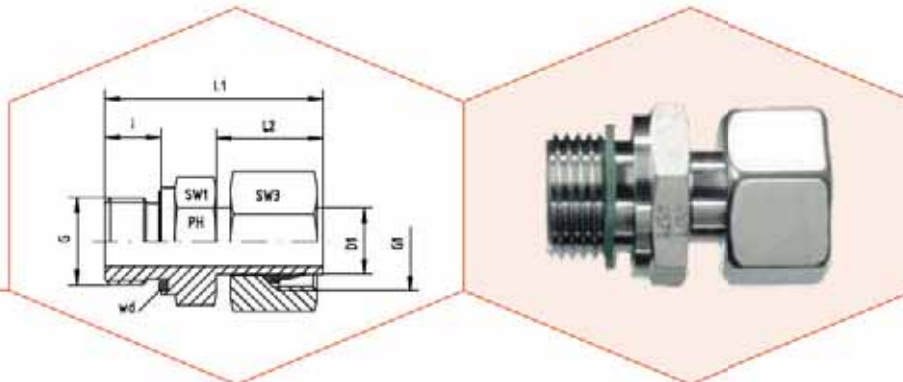
Dhne Vormontage - ov  
 Einschraubgewinde: Whitworth-Rohrgewinde - Zylindrisch  
 wd = Abdichtung durch Profildichtung - Viton

Not Pre-Assembled - ov  
 Thread: BSP - Parallel  
 wd = Sealing by an Elastomer Profiled Ring - Viton

Reihe Series	Druck Pressure PN	Rohr A.D. Tube O.D. D1	Gewinde Thread G	Ca. Maße Approx. Dimensions				Bestellzeichen Order-Code Standard	Brutto-Preis Gross-Price Euro (€)
				L1	L2	i	SW1		
L	315	6	G 1/8"	32,5	19,0	8	14	EVGE-L-06-G 1/8"-ov-wd	11,39
L	315	6	G 1/4"	39,5	20,5	12	19	EVGE-L-06-G 1/4"-ov-wd	12,54
L	315	8	G 1/4"	41,0	20,5	12	19	EVGE-L-08-G 1/4"-ov-wd	12,05
L	315	8	G 3/8"	42,5	20,5	12	22	EVGE-L-08-G 3/8"-ov-wd	14,54
L	315	10	G 1/4"	39,5	20,5	12	19	EVGE-L-10-G 1/4"-ov-wd	13,31
L	315	10	G 3/8"	44,0	21,0	12	22	EVGE-L-10-G 3/8"-ov-wd	14,54
L	315	10	G 1/2"	47,0	21,0	14	27	EVGE-L-10-G 1/2"-ov-wd	17,94
L	315	12	G 1/4"	42,0	21,5	12	19	EVGE-L-12-G 1/4"-ov-wd	12,78
L	315	12	G 3/8"	45,0	22,0	12	22	EVGE-L-12-G 3/8"-ov-wd	14,03
L	315	12	G 1/2"	48,5	22,5	14	27	EVGE-L-12-G 1/2"-ov-wd	17,94
L	315	15	G 3/8"	45,5	22,5	12	22	EVGE-L-15-G 3/8"-ov-wd	17,02
L	315	15	G 1/2"	46,0	23,0	14	27	EVGE-L-15-G 1/2"-ov-wd	17,02
L	315	18	G 3/8"	44,0	23,5	12	22	EVGE-L-18-G 3/8"-ov-wd	26,86
L	315	18	G 1/2"	47,0	24,0	14	27	EVGE-L-18-G 1/2"-ov-wd	23,59
L	160	18	G 3/4"	52,0	24,0	16	32	EVGE-L-18-G 3/4"-ov-wd	31,26
L	160	22	G 3/8"	46,0	24,5	12	24	EVGE-L-22-G 3/8"-ov-wd	28,29
L	160	22	G 1/2"	50,5	24,5	14	27	EVGE-L-22-G 1/2"-ov-wd	28,29
L	160	22	G 3/4"	50,5	24,5	16	32	EVGE-L-22-G 3/4"-ov-wd	29,90
L	160	22	G 1"	52,5	25,5	18	41	EVGE-L-22-G 1"-ov-wd	*
L	160	28	G 3/4"	52,5	25,5	16	32	EVGE-L-28-G 3/4"-ov-wd	69,07
L	160	28	G 1"	54,0	25,5	18	41	EVGE-L-28-G 1"-ov-wd	46,51
L	160	35	G 1 1/4"	63,5	32,0	20	50	EVGE-L-35-G 1 1/4"-ov-wd	76,04
L	160	42	G 1 1/2"	70,0	32,0	22	55	EVGE-L-42-G 1 1/2"-ov-wd	82,50

Reihe Series	Druck Pressure PN	Rohr A.D. Tube O.D. D1	Gewinde Thread G	Ca. Maße Approx. Dimensions				Bestellzeichen Order-Code Standard	Brutto-Preis Gross-Price Euro (€)
				L1	L2	i	SW1		
S	630	6	G 1/8"	32,5	19,0	8	14	EVGE-S-06-G 1/8"-ov-wd	11,88
S	630	6	G 1/4"	39,5	20,5	12	19	EVGE-S-06-G 1/4"-ov-wd	11,88
S	630	8	G 1/4"	41,0	20,5	12	19	EVGE-S-08-G 1/4"-ov-wd	11,99
S	630	8	G 3/8"	42,5	20,5	12	22	EVGE-S-08-G 3/8"-ov-wd	14,54
S	630	10	G 1/4"	39,5	20,5	12	19	EVGE-S-10-G 1/4"-ov-wd	12,98
S	630	10	G 3/8"	44,0	21,0	12	22	EVGE-S-10-G 3/8"-ov-wd	14,21
S	630	10	G 1/2"	46,5	20,5	14	27	EVGE-S-10-G 1/2"-ov-wd	17,94
S	630	12	G 1/4"	42,0	21,5	12	19	EVGE-S-12-G 1/4"-ov-wd	13,19
S	630	12	G 3/8"	45,0	22,0	12	22	EVGE-S-12-G 3/8"-ov-wd	14,52
S	630	12	G 1/2"	48,5	22,5	14	27	EVGE-S-12-G 1/2"-ov-wd	18,94
S	630	14	G 1/2"	51,0	24,5	14	27	EVGE-S-14-G 1/2"-ov-wd	19,78
S	400	16	G 3/8"	48,5	26,0	12	22	EVGE-S-16-G 3/8"-ov-wd	27,53
S	400	16	G 1/2"	51,0	26,0	14	27	EVGE-S-16-G 1/2"-ov-wd	26,25
S	400	18	G 3/4"	54,5	26,0	16	32	EVGE-S-18-G 3/4"-ov-wd	30,52
S	400	20	G 1/2"	56,5	29,5	14	27	EVGE-S-20-G 1/2"-ov-wd	27,16
S	400	20	G 3/4"	59,0	29,0	16	32	EVGE-S-20-G 3/4"-ov-wd	34,08
S	400	25	G 3/4"	63,0	33,0	16	32	EVGE-S-25-G 3/4"-ov-wd	50,41
S	400	25	G 1"	66,0	33,0	18	41	EVGE-S-25-G 1"-ov-wd	50,41
S	400	30	G 1 1/4"	71,0	34,0	20	50	EVGE-S-30-G 1 1/4"-ov-wd	60,75
S	315	38	G 1 1/2"	83,5	40,0	22	55	EVGE-S-38-G 1 1/2"-ov-wd	85,28





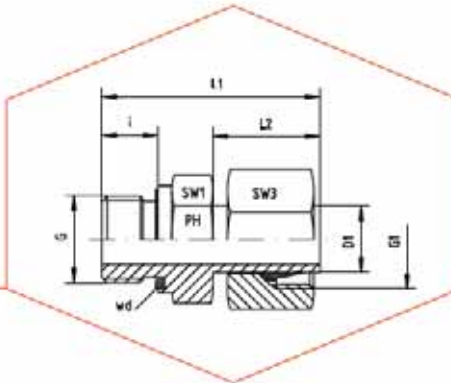
**Vormontiert**  
Einschraubgewinde: Whitworth-Rohrgewinde - Zylindrisch  
wd - Abdichtung durch Profildichtung - Viton  
Anschluss D1 ist vormontiert. Die Fertigmontage erfolgt im Stutzen mit ca. 1/2 Umdrehung der Überwurfmutter über den Punkt des deutlich fühlbaren Kraftanstieges.

**Pre-Assembled**  
Thread: BSP - Parallel  
wd - Sealing by an Elastomer Profiled Ring - Viton  
Port D1 is pre-assembled. Final assembly in appropriate body with approx. 1/2 turn beyond the point of clearly perceptible resistance.

Reihe Series	Druck Pressure PN	Rohr A.D. Tube O.D. D1	Gewinde Thread G	Ca. Maße Approx. Dimensions					Bestellzeichen Order-Code Standard	Brutto-Preis Gross-Price Euro (€)
				L1	L2	l	SW1	SW3		
L	315	6	G 1/8"	32,5	19,0	8	14	14	EVGE-L-06-G 1/8"-wd	13,70
L	315	6	G 1/4"	39,5	20,5	12	19	14	EVGE-L-06-G 1/4"-wd	14,85
L	315	8	G 1/4"	41,0	20,5	12	19	17	EVGE-L-08-G 1/4"-wd	14,85
L	315	8	G 3/8"	42,5	20,5	12	22	17	EVGE-L-08-G 3/8"-wd	17,90
L	315	10	G 1/4"	39,5	20,5	12	19	19	EVGE-L-10-G 1/4"-wd	16,67
L	315	10	G 3/8"	44,0	21,0	12	22	19	EVGE-L-10-G 3/8"-wd	17,90
L	315	10	G 1/2"	47,0	21,0	14	27	19	EVGE-L-10-G 1/2"-wd	21,30
L	315	12	G 1/4"	42,0	21,5	12	19	22	EVGE-L-12-G 1/4"-wd	16,67
L	315	12	G 3/8"	45,0	22,0	12	22	22	EVGE-L-12-G 3/8"-wd	17,82
L	315	12	G 1/2"	48,5	22,5	14	27	22	EVGE-L-12-G 1/2"-wd	21,83
L	315	15	G 3/8"	45,5	22,5	12	22	27	EVGE-L-15-G 3/8"-wd	22,16
L	315	15	G 1/2"	46,0	23,0	14	27	27	EVGE-L-15-G 1/2"-wd	22,16
L	315	18	G 3/8"	44,0	23,5	12	22	32	EVGE-L-18-G 3/8"-wd	35,28
L	315	18	G 1/2"	47,0	24,0	14	27	32	EVGE-L-18-G 1/2"-wd	32,21
L	160	18	G 3/4"	52,0	24,0	16	32	32	EVGE-L-18-G 3/4"-wd	39,88
L	160	22	G 3/8"	46,0	24,5	12	24	36	EVGE-L-22-G 3/8"-wd	38,60
L	160	22	G 1/2"	50,5	24,5	14	27	36	EVGE-L-22-G 1/2"-wd	38,60
L	160	22	G 3/4"	50,5	24,5	16	32	36	EVGE-L-22-G 3/4"-wd	40,21
L	180	22	G 1"	52,5	25,5	18	41	36	EVGE-L-22-G 1"-wd	*
L	180	28	G 3/4"	52,5	25,5	16	32	41	EVGE-L-28-G 3/4"-wd	83,92
L	160	28	G 1"	54,0	25,5	18	41	41	EVGE-L-28-G 1"-wd	61,36
L	160	35	G 1 1/4"	63,5	32,0	20	50	50	EVGE-L-35-G 1 1/4"-wd	97,15
L	160	42	G 1 1/2"	70,0	32,0	22	55	60	EVGE-L-42-G 1 1/2"-wd	109,83

Reihe Series	Druck Pressure PN	Rohr A.D. Tube O.D. D1	Gewinde Thread G	Ca. Maße Approx. Dimensions					Bestellzeichen Order-Code Standard	Brutto-Preis Gross-Price Euro (€)
				L1	L2	l	SW1	SW3		
S	630	6	G 1/8"	32,5	19,0	8	14	17	EVGE-S-06-G 1/8"-wd	14,67
S	630	6	G 1/4"	39,5	20,5	12	19	17	EVGE-S-06-G 1/4"-wd	14,67
S	630	8	G 1/4"	41,0	20,5	12	19	19	EVGE-S-08-G 1/4"-wd	15,19
S	630	8	G 3/8"	42,5	20,5	12	22	19	EVGE-S-08-G 3/8"-wd	17,90
S	630	10	G 1/4"	39,5	20,5	12	19	22	EVGE-S-10-G 1/4"-wd	16,92
S	630	10	G 3/8"	44,0	21,0	12	22	22	EVGE-S-10-G 3/8"-wd	18,15
S	630	10	G 1/2"	47,0	21,0	14	27	22	EVGE-S-10-G 1/2"-wd	21,88
S	630	12	G 1/4"	42,0	21,5	12	19	24	EVGE-S-12-G 1/4"-wd	17,64
S	630	12	G 3/8"	45,0	22,0	12	22	24	EVGE-S-12-G 3/8"-wd	18,97
S	630	12	G 1/2"	48,5	22,5	14	27	24	EVGE-S-12-G 1/2"-wd	23,39
S	630	14	G 1/2"	51,0	24,5	14	27	27	EVGE-S-14-G 1/2"-wd	25,28
S	400	16	G 3/8"	48,5	26,0	12	22	30	EVGE-S-16-G 3/8"-wd	35,74
S	400	16	G 1/2"	51,0	26,0	14	27	30	EVGE-S-16-G 1/2"-wd	34,46
S	400	16	G 3/4"	54,5	26,0	16	32	30	EVGE-S-16-G 3/4"-wd	38,73
S	400	20	G 1/2"	56,5	29,5	14	27	36	EVGE-S-20-G 1/2"-wd	37,74
S	400	20	G 3/4"	59,0	29,0	16	32	36	EVGE-S-20-G 3/4"-wd	44,66
S	400	25	G 3/4"	63,0	33,0	16	32	46	EVGE-S-25-G 3/4"-wd	69,03
S	400	25	G 1"	66,0	33,0	18	41	46	EVGE-S-25-G 1"-wd	69,03
S	400	30	G 1 1/4"	71,0	34,0	20	50	50	EVGE-S-30-G 1 1/4"-wd	84,19
S	315	38	G 1 1/2"	83,5	40,0	22	55	60	EVGE-S-38-G 1 1/2"-wd	117,09





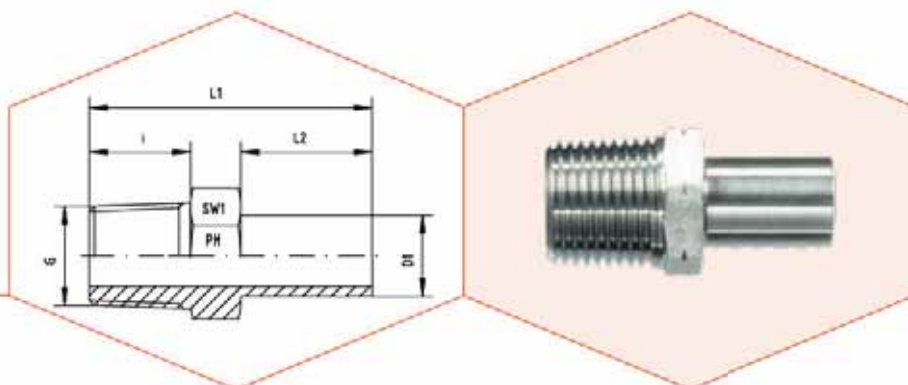
**Vormontiert**  
 Einschraubgewinde: Whitworth-Rohrgewinde - Zylindrisch  
 wd – Abdichtung durch Profildichtung - Viton  
 Anschluss D1 ist vormontiert. Die Fertigmontage erfolgt im Stutzen mit ca. 1/2 Umdrehung der Überwurfmutter über den Punkt des deutlich fühlbaren Kräfteanstieges.

**Pre-Assembled**  
 Thread: BSP - Parallel  
 wd – Sealing by an Elastomer Profiled Ring - Viton  
 Port D1 is pre-assembled. Final assembly in appropriate body with approx. 1/2 turn beyond the point of clearly perceptible resistance.

Reihe Series	Druck Pressure PN	Rohr A.D. Tube O.D. D1	Gewinde Thread G	Ca. Maße Approx. Dimensions					Bestellzeichen Order-Code SC	Brutto-Preis Gross-Price Euro (€)
				L1	L2	l	SW1	SW3		
L	315	6	G 1/8"	32,5	19,0	8	14	14	EVGE-L-06-G 1/8"-wd-SC	14,02
L	315	6	G 1/4"	39,5	20,5	12	19	14	EVGE-L-06-G 1/4"-wd-SC	15,17
L	315	8	G 1/4"	41,0	20,5	12	19	17	EVGE-L-08-G 1/4"-wd-SC	15,29
L	315	8	G 3/8"	42,5	20,5	12	22	17	EVGE-L-08-G 3/8"-wd-SC	18,34
L	315	10	G 1/4"	39,5	20,5	12	19	19	EVGE-L-10-G 1/4"-wd-SC	17,11
L	315	10	G 3/8"	44,0	21,0	12	22	19	EVGE-L-10-G 3/8"-wd-SC	18,34
L	315	10	G 1/2"	47,0	21,0	14	27	19	EVGE-L-10-G 1/2"-wd-SC	21,74
L	315	12	G 1/4"	42,0	21,5	12	19	22	EVGE-L-12-G 1/4"-wd-SC	17,23
L	315	12	G 3/8"	45,0	22,0	12	22	22	EVGE-L-12-G 3/8"-wd-SC	18,48
L	315	12	G 1/2"	48,5	22,5	14	27	22	EVGE-L-12-G 1/2"-wd-SC	22,39
L	315	15	G 3/8"	45,5	22,5	12	22	27	EVGE-L-15-G 3/8"-wd-SC	23,24
L	315	15	G 1/2"	46,0	23,0	14	27	27	EVGE-L-15-G 1/2"-wd-SC	23,24
L	315	18	G 3/8"	44,0	23,5	12	22	32	EVGE-L-18-G 3/8"-wd-SC	36,92
L	315	18	G 1/2"	47,0	24,0	14	27	32	EVGE-L-18-G 1/2"-wd-SC	33,85
L	180	18	G 3/4"	52,0	24,0	16	32	32	EVGE-L-18-G 3/4"-wd-SC	41,52
L	160	22	G 3/8"	46,0	24,5	12	24	36	EVGE-L-22-G 3/8"-wd-SC	40,36
L	160	22	G 1/2"	50,5	24,5	14	27	36	EVGE-L-22-G 1/2"-wd-SC	40,36
L	160	22	G 3/4"	50,5	24,5	16	32	36	EVGE-L-22-G 3/4"-wd-SC	41,97
L	160	22	G 1"	52,5	25,5	18	41	36	EVGE-L-22-G 1"-wd-SC	*
L	160	28	G 3/4"	52,5	25,5	16	32	41	EVGE-L-28-G 3/4"-wd-SC	86,60
L	160	28	G 1"	54,0	25,5	18	41	41	EVGE-L-28-G 1"-wd-SC	83,36
L	160	35	G 1 1/4"	63,5	32,0	20	50	50	EVGE-L-35-G 1 1/4"-wd-SC	100,87
L	160	42	G 1 1/2"	70,0	32,0	22	55	60	EVGE-L-42-G 1 1/2"-wd-SC	114,25

Reihe Series	Druck Pressure PN	Rohr A.D. Tube O.D. D1	Gewinde Thread G	Ca. Maße Approx. Dimensions					Bestellzeichen Order-Code SC	Brutto-Preis Gross-Price Euro (€)
				L1	L2	l	SW1	SW3		
S	630	6	G 1/8"	32,5	19,0	8	14	17	EVGE-S-06-G 1/8"-wd-SC	15,11
S	630	6	G 1/4"	39,5	20,5	12	19	17	EVGE-S-06-G 1/4"-wd-SC	15,11
S	630	8	G 1/4"	41,0	20,5	12	19	19	EVGE-S-08-G 1/4"-wd-SC	15,63
S	630	8	G 3/8"	42,5	20,5	12	22	19	EVGE-S-08-G 3/8"-wd-SC	18,34
S	630	10	G 1/4"	39,5	20,5	12	19	22	EVGE-S-10-G 1/4"-wd-SC	17,48
S	630	10	G 3/8"	44,0	21,0	12	22	22	EVGE-S-10-G 3/8"-wd-SC	18,71
S	630	10	G 1/2"	47,0	21,0	14	27	22	EVGE-S-10-G 1/2"-wd-SC	22,44
S	630	12	G 1/4"	42,0	21,5	12	19	24	EVGE-S-12-G 1/4"-wd-SC	18,48
S	630	12	G 3/8"	45,0	22,0	12	22	24	EVGE-S-12-G 3/8"-wd-SC	19,81
S	630	12	G 1/2"	48,5	22,5	14	27	24	EVGE-S-12-G 1/2"-wd-SC	24,23
S	630	14	G 1/2"	51,0	24,5	14	27	27	EVGE-S-14-G 1/2"-wd-SC	26,84
S	400	16	G 3/8"	48,5	26,0	12	22	30	EVGE-S-16-G 3/8"-wd-SC	37,30
S	400	16	G 1/2"	51,0	26,0	14	27	30	EVGE-S-16-G 1/2"-wd-SC	36,02
S	400	16	G 3/4"	54,5	26,0	16	32	30	EVGE-S-16-G 3/4"-wd-SC	40,29
S	400	20	G 1/2"	56,5	29,5	14	27	36	EVGE-S-20-G 1/2"-wd-SC	39,62
S	400	20	G 3/4"	59,0	29,0	16	32	36	EVGE-S-20-G 3/4"-wd-SC	46,54
S	400	25	G 3/4"	63,0	33,0	16	32	46	EVGE-S-25-G 3/4"-wd-SC	72,03
S	400	25	G 1"	66,0	33,0	18	41	46	EVGE-S-25-G 1"-wd-SC	72,03
S	400	30	G 1 1/4"	71,0	34,0	20	50	50	EVGE-S-30-G 1 1/4"-wd-SC	88,35
S	315	38	G 1 1/2"	83,5	40,0	22	55	60	EVGE-S-38-G 1 1/2"-wd-SC	122,73



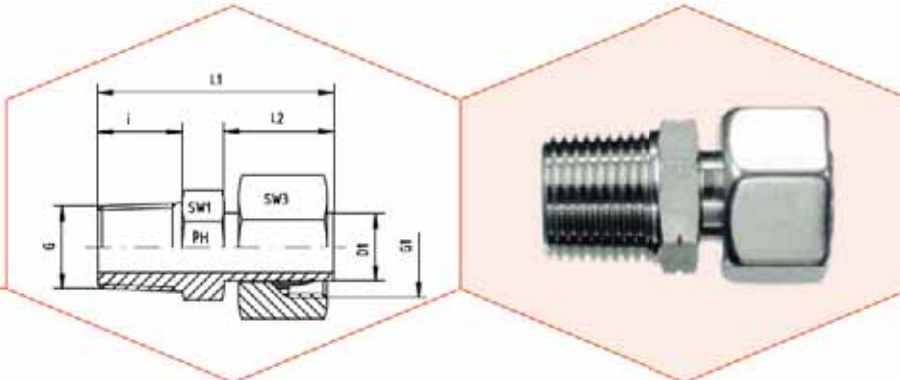


Ohne Vormontage - ov  
Einschraubgewinde: NPT

Not Pre-Assembled - ov  
Thread: NPT

Reihe Series	Druck Pressure PN	Rohr A.D. Tube O.D. D1	Gewinde Thread G	Ca. Maße Approx. Dimensions				Bestellzeichen Order-Code	Brutto-Preis Gross-Price Euro (€)
				L1	L2	i	SW1		
L	315	6	1/8" NPT	32,0	19,0	10,0	12	EVGE-L-06-1/8"-ov-NPT	8,81
L	315	6	1/4" NPT	40,0	19,0	15,0	14	EVGE-L-06-1/4"-ov-NPT	10,17
L	315	8	1/4" NPT	40,5	20,0	15,0	14	EVGE-L-08-1/4"-ov-NPT	9,68
L	315	10	1/4" NPT	39,5	19,0	15,0	14	EVGE-L-10-1/4"-ov-NPT	10,32
L	315	12	1/4" NPT	42,0	22,0	15,0	14	EVGE-L-12-1/4"-ov-NPT	11,42
L	315	12	3/8" NPT	43,0	22,0	15,3	19	EVGE-L-12-3/8"-ov-NPT	12,88
L	315	12	1/2" NPT	50,0	22,0	20,0	22	EVGE-L-12-1/2"-ov-NPT	13,11
L	315	15	3/8" NPT			15,3	19	EVGE-L-15-3/8"-ov-NPT	13,22
L	315	15	1/2" NPT	48,0	22,0	20,0	22	EVGE-L-15-1/2"-ov-NPT	17,54
L	315	18	1/2" NPT	50,0	24,0	20,0	22	EVGE-L-18-1/2"-ov-NPT	27,07
L	160	22	3/4" NPT	52,0	24,5	20,0	27	EVGE-L-22-3/4"-ov-NPT	33,51
L	160	28	1" NPT	59,0	25,5	25,0	36	EVGE-L-28-1"-ov-NPT	54,18
L	160	35	1 1/4" NPT	63,0	28,5	25,5	46	EVGE-L-35-1 1/4"-ov-NPT	83,93
L	160	42	1 1/2" NPT	66,0	29,0	26,0	50	EVGE-L-42-1 1/2"-ov-NPT	97,84

Reihe Series	Druck Pressure PN	Rohr A.D. Tube O.D. D1	Gewinde Thread G	Ca. Maße Approx. Dimensions				Bestellzeichen Order-Code	Brutto-Preis Gross-Price Euro (€)
				L1	L2	i	SW1		
S	630	6	1/4" NPT	40,0	19,0	15,0	14	EVGE-S-06-1/4"-ov-NPT	10,86
S	630	8	1/4" NPT	40,5	20,0	15,0	14	EVGE-S-08-1/4"-ov-NPT	11,12
S	630	10	1/4" NPT	39,5	19,0	15,0	14	EVGE-S-10-1/4"-ov-NPT	11,32
S	630	10	3/8" NPT	44,0	21,0	15,3	19	EVGE-S-10-3/8"-ov-NPT	13,19
S	630	12	1/4" NPT	42,0	22,0	15,0	14	EVGE-S-12-1/4"-ov-NPT	15,85
S	630	12	3/8" NPT	43,0	22,0	15,3	19	EVGE-S-12-3/8"-ov-NPT	16,87
S	630	12	1/2" NPT	50,0	22,0	20,0	22	EVGE-S-12-1/2"-ov-NPT	18,66
S	630	14	1/2" NPT	48,0	23,5	20,0	22	EVGE-S-14-1/2"-ov-NPT	20,17
S	400	16	1/2" NPT	54,0	24,0	20,0	22	EVGE-S-16-1/2"-ov-NPT	28,71
S	400	20	3/4" NPT	58,0	28,0	20,0	27	EVGE-S-20-3/4"-ov-NPT	36,64
S	400	25	1" NPT	68,0	29,0	25,0	36	EVGE-S-25-1"-ov-NPT	57,56
S	400	30	1 1/4" NPT	73,0	33,0	25,5	46	EVGE-S-30-1 1/4"-ov-NPT	101,83
S	315	38	1 1/2" NPT	81,0	38,0	26,0	50	EVGE-S-38-1 1/2"-ov-NPT	104,71


**Vormontiert**

Einschraubgewinde: NPT  
 Anschluss D1 ist vormontiert. Die Fertigmontage erfolgt im Stutzen mit ca. 1/2 Umdrehung der Überwurfmutter über den Punkt des deutlich fühlbaren Kraftanstieges.

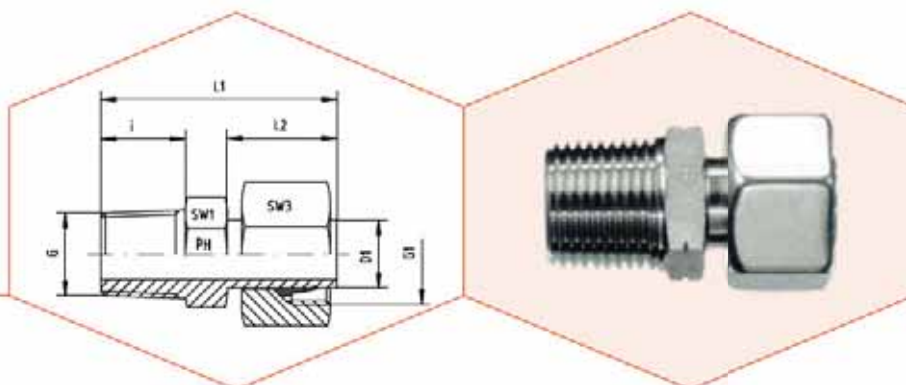
**Pre-Assembled**

Thread: NPT  
 Port D1 is pre-assembled. Final assembly in appropriate body with approx. 1/2 turn beyond the point of clearly perceptible resistance.

Reihe Series	Druck Pressure PN	Rohr A.D. Tube O.D. D1	Gewinde Thread		Ca. Maße Approx. Dimensions					Bestellzeichen Order-Code Standard	Brutto-Preis Gross-Price Euro (€)
			G	G1	L1	L2	i	SW1	SW3		
L	315	6	1/8" NPT	M 12 x 1,5	32,0	9,0	10,0	12	14	EVGE-L-06-1/8"-NPT	11,12
L	315	6	1/4" NPT	M 12 x 1,5	40,0	9,0	15,0	14	14	EVGE-L-06-1/4"-NPT	12,48
L	315	8	1/4" NPT	M 14 x 1,5	40,5	20,0	15,0	14	17	EVGE-L-08-1/4"-NPT	12,48
L	315	10	1/4" NPT	M 16 x 1,5	39,5	9,0	15,0	14	19	EVGE-L-10-1/4"-NPT	13,68
L	315	12	1/4" NPT	M 18 x 1,5	42,0	22,0	15,0	14	22	EVGE-L-12-1/4"-NPT	15,31
L	315	12	3/8" NPT	M 18 x 1,5	43,0	22,0	15,3	19	22	EVGE-L-12-3/8"-NPT	16,77
L	315	12	1/2" NPT	M 18 x 1,5	50,0	22,0	20,0	22	22	EVGE-L-12-1/2"-NPT	17,00
L	315	15	3/8" NPT	M 22 x 1,5			15,3	19	27	EVGE-L-15-3/8"-NPT	18,36
L	315	15	1/2" NPT	M 22 x 1,5	48,0	22,0	20,0	22	27	EVGE-L-15-1/2"-NPT	22,68
L	315	18	1/2" NPT	M 26 x 1,5	50,0	24,0	20,0	22	32	EVGE-L-18-1/2"-NPT	35,69
L	160	22	3/4" NPT	M 30 x 2	52,0	24,5	20,0	27	36	EVGE-L-22-3/4"-NPT	43,82
L	160	28	1" NPT	M 36 x 2	59,0	25,5	25,0	36	41	EVGE-L-28-1"-NPT	69,03
L	160	35	1 1/4" NPT	M 45 x 2	63,0	28,5	25,5	46	50	EVGE-L-35-1 1/4"-NPT	115,04
L	160	42	1 1/2" NPT	M 52 x 2	66,0	29,0	26,0	50	60	EVGE-L-42-1 1/2"-NPT	125,27

Reihe Series	Druck Pressure PN	Rohr A.D. Tube O.D. D1	Gewinde Thread		Ca. Maße Approx. Dimensions					Bestellzeichen Order-Code Standard	Brutto-Preis Gross-Price Euro (€)
			G	G1	L1	L2	i	SW1	SW3		
S	630	6	1/4" NPT	M 14 x 1,5	40,0	9,0	15,0	14	17	EVGE-S-06-1/4"-NPT	13,65
S	630	8	1/4" NPT	M 16 x 1,5	40,5	20,0	15,0	14	19	EVGE-S-08-1/4"-NPT	14,32
S	630	10	1/4" NPT	M 18 x 1,5	39,5	9,0	15,0	14	22	EVGE-S-10-1/4"-NPT	15,26
S	630	10	3/8" NPT	M 18 x 1,5	44,0	21,0	15,3	19	22	EVGE-S-10-3/8"-NPT	17,13
S	630	12	1/4" NPT	M 20 x 1,5	42,0	22,0	15,0	14	24	EVGE-S-12-1/4"-NPT	20,30
S	630	12	3/8" NPT	M 20 x 1,5	43,0	22,0	15,3	19	24	EVGE-S-12-3/8"-NPT	21,32
S	630	12	1/2" NPT	M 20 x 1,5	50,0	22,0	20,0	22	24	EVGE-S-12-1/2"-NPT	23,11
S	630	14	1/2" NPT	M 22 x 1,5	48,0	23,5	20,0	22	27	EVGE-S-14-1/2"-NPT	25,67
S	400	16	1/2" NPT	M 24 x 1,5	54,0	24,0	20,0	22	30	EVGE-S-16-1/2"-NPT	36,92
S	400	20	3/4" NPT	M 30 x 2	58,0	28,0	20,0	27	36	EVGE-S-20-3/4"-NPT	47,22
S	400	25	1" NPT	M 36 x 2	68,0	29,0	25,0	36	46	EVGE-S-25-1"-NPT	76,18
S	400	30	1 1/4" NPT	M 42 x 2	73,0	33,0	25,5	46	50	EVGE-S-30-1 1/4"-NPT	125,27
S	315	38	1 1/2" NPT	M 52 x 2	81,0	38,0	26,0	50	60	EVGE-S-38-1 1/2"-NPT	136,52



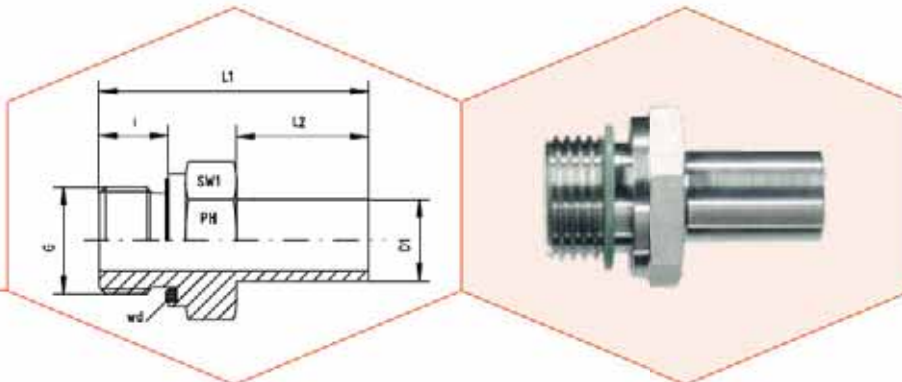


**Vormontiert**  
Einschraubgewinde: NPT  
Anschluss D1 ist vormontiert. Die Fertigmontage erfolgt im Stutzen mit ca. 1/2 Umdrehung der Überwurfmutter über den Punkt des deutlich fühlbaren Kraftanstieges.

**Pre-Assembled**  
Thread: NPT  
Port D1 is pre-assembled. Final assembly in appropriate body with approx. 1/2 turn beyond the point of clearly perceptible resistance.

Reihe Series	Druck Pressure PN	Rohr A.D. Tube O.D. D1	Gewinde Thread		Ca. Maße Approx. Dimensions					Bestellzeichen Order-Code SC	Brutto-Preis Gross-Price Euro (€)
			G	G1	L1	L2	i	SW1	SW3		
L	315	6	1/8" NPT	M 12 x 1,5	32,0	19,0	10,0	12	14	EVGE-L-06-1/8"-NPT-SC	11,44
L	315	6	1/4" NPT	M 12 x 1,5	40,0	19,0	15,0	14	14	EVGE-L-06-1/4"-NPT-SC	12,80
L	315	8	1/4" NPT	M 14 x 1,5	40,5	20,0	15,0	14	17	EVGE-L-08-1/4"-NPT-SC	12,92
L	315	10	1/4" NPT	M 16 x 1,5	39,5	19,0	15,0	14	19	EVGE-L-10-1/4"-NPT-SC	14,12
L	315	12	1/4" NPT	M 18 x 1,5	42,0	22,0	15,0	14	22	EVGE-L-12-1/4"-NPT-SC	15,87
L	315	12	3/8" NPT	M 18 x 1,5	43,0	22,0	15,3	19	22	EVGE-L-12-3/8"-NPT-SC	17,33
L	315	12	1/2" NPT	M 18 x 1,5	50,0	22,0	20,0	22	22	EVGE-L-12-1/2"-NPT-SC	17,56
L	315	15	3/8" NPT	M 22 x 1,5			15,3	19	27	EVGE-L-15-3/8"-NPT-SC	19,44
L	315	15	1/2" NPT	M 22 x 1,5	48,0	22,0	20,0	22	27	EVGE-L-15-1/2"-NPT-SC	23,76
L	315	18	1/2" NPT	M 26 x 1,5	50,0	24,0	20,0	22	32	EVGE-L-18-1/2"-NPT-SC	37,33
L	160	22	3/4" NPT	M 30 x 2	52,0	24,5	20,0	27	36	EVGE-L-22-3/4"-NPT-SC	45,58
L	160	28	1" NPT	M 36 x 2	59,0	25,5	25,0	36	41	EVGE-L-28-1"-NPT-SC	71,03
L	160	35	1 1/4" NPT	M 45 x 2	63,0	28,5	25,5	46	50	EVGE-L-35-1 1/4"-NPT-SC	118,76
L	160	42	1 1/2" NPT	M 52 x 2	66,0	29,0	26,0	50	60	EVGE-L-42-1 1/2"-NPT-SC	129,59

Reihe Series	Druck Pressure PN	Rohr A.D. Tube O.D. D1	Gewinde Thread		Ca. Maße Approx. Dimensions					Bestellzeichen Order-Code SC	Brutto-Preis Gross-Price Euro (€)
			G	G1	L1	L2	i	SW1	SW3		
S	630	6	1/4" NPT	M 14 x 1,5	40,0	19,0	15,0	14	17	EVGE-S-06-1/4"-NPT-SC	14,09
S	630	8	1/4" NPT	M 16 x 1,5	40,5	20,0	15,0	14	19	EVGE-S-08-1/4"-NPT-SC	14,76
S	630	10	1/4" NPT	M 18 x 1,5	39,5	19,0	15,0	14	22	EVGE-S-10-1/4"-NPT-SC	15,82
S	630	10	3/8" NPT	M 18 x 1,5	44,0	21,0	15,3	19	22	EVGE-S-10-3/8"-NPT-SC	17,69
S	630	12	1/4" NPT	M 20 x 1,5	42,0	22,0	15,0	14	24	EVGE-S-12-1/4"-NPT-SC	21,14
S	630	12	3/8" NPT	M 20 x 1,5	43,0	22,0	15,3	19	24	EVGE-S-12-3/8"-NPT-SC	22,16
S	630	12	1/2" NPT	M 20 x 1,5	50,0	22,0	20,0	22	24	EVGE-S-12-1/2"-NPT-SC	23,95
S	630	14	1/2" NPT	M 22 x 1,5	48,0	23,5	20,0	22	27	EVGE-S-14-1/2"-NPT-SC	27,23
S	400	16	1/2" NPT	M 24 x 1,5	54,0	24,0	20,0	22	30	EVGE-S-16-1/2"-NPT-SC	38,48
S	400	20	3/4" NPT	M 30 x 2	58,0	28,0	20,0	27	36	EVGE-S-20-3/4"-NPT-SC	49,10
S	400	25	1" NPT	M 36 x 2	68,0	29,0	25,0	36	46	EVGE-S-25-1"-NPT-SC	79,18
S	400	30	1 1/4" NPT	M 42 x 2	73,0	33,0	25,5	46	50	EVGE-S-30-1 1/4"-NPT-SC	129,43
S	315	38	1 1/2" NPT	M 52 x 2	81,0	36,0	26,0	50	60	EVGE-S-38-1 1/2"-NPT-SC	142,16



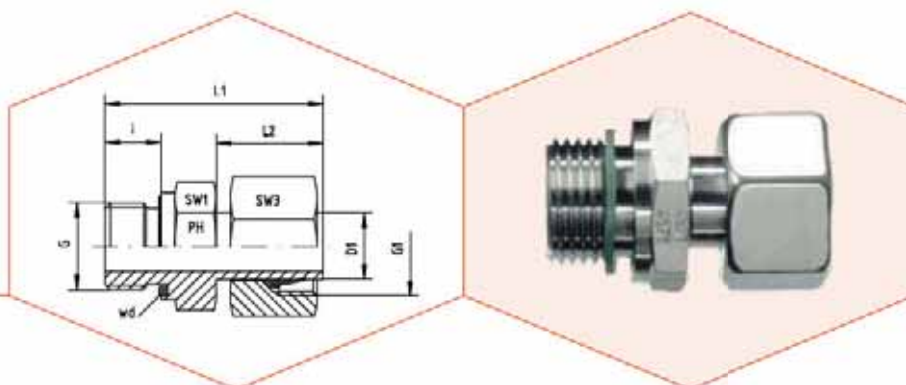
**Ohne Vormontage**  
Einschraubgewinde: Metrisches Feingewinde - Zylindrisch  
wd = Abdichtung durch Profildichtung - Viton

**Not Pre-Assembled**  
Thread: Metric - Parallel  
wd = Sealing by an Elastomer Profiled Ring - Viton

Reihe Series	Druck Pressure PN	Rohr A.D. Tube O.D. D1	Gewinde Thread G	Ca. Maße Approx. Dimensions				Bestellzeichen Order-Code	Brutto-Preis Gross-Price Euro (€)
				L1	L2	i	SW1		
L	315	6	M 10 x 1	32,5	19,0	8	14	EVGE-L-06-M 10x1-ov-wd	11,42
L	315	8	M 12 x 1,5	38,5	19,5	12	17	EVGE-L-08-M 12x1,5-ov-wd	12,16
L	315	10	M 14 x 1,5	39,5	20,5	12	19	EVGE-L-10-M 14x1,5-ov-wd	13,10
L	315	12	M 16 x 1,5	42,0	22,0	12	22	EVGE-L-12-M 16x1,5-ov-wd	14,87
L	315	15	M 18 x 1,5	43,5	23,0	12	24	EVGE-L-15-M 18x1,5-ov-wd	18,25
L	315	18	M 22 x 1,5	47,0	24,0	14	27	EVGE-L-18-M 22x1,5-ov-wd	24,61
L	160	22	M 26 x 1,5	50,5	24,5	16	32	EVGE-L-22-M 26x1,5-ov-wd	30,42
L	160	28	M 33 x 2	54,0	25,5	18	41	EVGE-L-28-M 33x2-ov-wd	46,51
L	160	35	M 42 x 2	62,5	30,5	20	50	EVGE-L-35-M 42x2-ov-wd	78,59
L	160	42	M 48 x 2	68,5	32,5	22	55	EVGE-L-42-M 48x2-ov-wd	82,50

Reihe Series	Druck Pressure PN	Rohr A.D. Tube O.D. D1	Gewinde Thread G	Ca. Maße Approx. Dimensions				Bestellzeichen Order-Code	Brutto-Preis Gross-Price Euro (€)
				L1	L2	i	SW1		
S	630	6	M 12 x 1,5	39,5	19,0	12	17	EVGE-S-06-M 12x1,5-ov-wd	11,63
S	630	8	M 14 x 1,5	40,5	19,5	12	19	EVGE-S-08-M 14x1,5-ov-wd	12,60
S	630	10	M 16 x 1,5	44,0	21,5	12	22	EVGE-S-10-M 16x1,5-ov-wd	14,28
S	630	12	M 18 x 1,5	46,0	21,5	12	24	EVGE-S-12-M 18x1,5-ov-wd	15,72
S	630	14	M 20 x 1,5	50,0	23,5	14	27	EVGE-S-14-M 20x1,5-ov-wd	18,86
S	400	16	M 22 x 1,5	51,0	24,0	14	27	EVGE-S-16-M 22x1,5-ov-wd	25,25
S	400	20	M 27 x 2	59,0	28,0	16	32	EVGE-S-20-M 27x2-ov-wd	35,74
S	400	25	M 33 x 2	65,5	31,0	18	41	EVGE-S-25-M 33x2-ov-wd	50,41
S	400	30	M 42 x 2	71,0	34,0	20	50	EVGE-S-30-M 42x2-ov-wd	58,37
S	315	38	M 48 x 2	83,5	40,0	22	55	EVGE-S-38-M 48x2-ov-wd	93,46



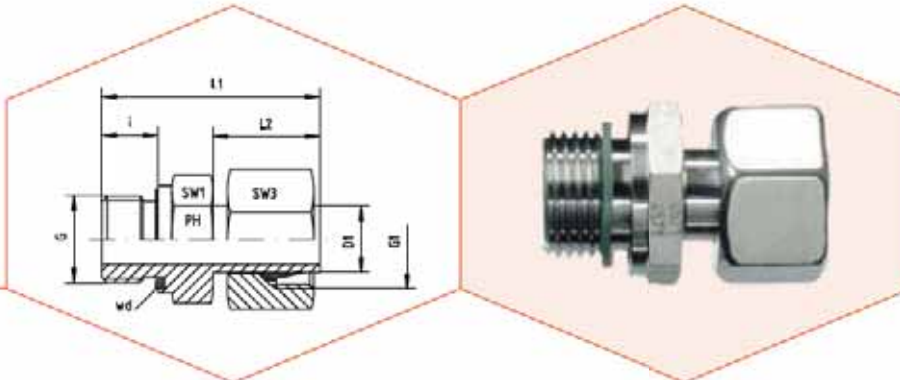


**Vormontiert**  
Einschraubgewinde: Metrisches Feingewinde - Zylindrisch  
wd = Abdichtung durch Profildichtung - Viton

**Pre-Assembled**  
Thread: Metric - Parallel  
wd = Sealing by an Elastomer Profiled Ring - Viton

Reihe Series	Druck Pressure PN	Rohr A.D. Tube O.D. D1	Gewinde Thread		Ca. Maße Approx. Dimensions					Bestellzeichen Order-Code Standard	Brutto-Preis Gross-Price Euro (€)
			G	G1	L1	L2	i	SW1	SW3		
L	315	6	M 10 x 1	M 12 x 1,5	32,5	19,0	8	14	14	EVGE-L-06-M 10x1-wd	13,73
L	315	8	M 12 x 1,5	M 14 x 1,5	38,5	19,5	12	17	17	EVGE-L-08-M 12x1,5-wd	14,96
L	315	10	M 14 x 1,5	M 16 x 1,5	39,5	20,5	12	19	19	EVGE-L-10-M 14x1,5-wd	16,46
L	315	12	M 16 x 1,5	M 18 x 1,5	42,0	22,0	12	22	22	EVGE-L-12-M 16x1,5-wd	18,76
L	315	15	M 18 x 1,5	M 22 x 1,5	43,5	23,0	12	24	27	EVGE-L-15-M 18x1,5-wd	23,39
L	315	18	M 22 x 1,5	M 26 x 1,5	47,0	24,0	14	27	32	EVGE-L-18-M 22x1,5-wd	33,23
L	160	22	M 26 x 1,5	M 30 x 2	50,5	24,5	16	32	36	EVGE-L-22-M 26x1,5-wd	40,73
L	160	28	M 33 x 2	M 38 x 2	54,0	25,5	18	41	41	EVGE-L-28-M 33x2-wd	61,36
L	160	35	M 42 x 2	M 45 x 2	62,5	30,5	20	50	50	EVGE-L-35-M 42x2-wd	99,70
L	160	42	M 48 x 2	M 52 x 2	68,5	32,5	22	55	60	EVGE-L-42-M 48x2-wd	109,93

Reihe Series	Druck Pressure PN	Rohr A.D. Tube O.D. D1	Gewinde Thread		Ca. Maße Approx. Dimensions					Bestellzeichen Order-Code Standard	Brutto-Preis Gross-Price Euro (€)
			G	G1	L1	L2	i	SW1	SW3		
S	630	6	M 12 x 1,5	M 14 x 1,5	39,5	19,0	12	17	17	EVGE-S-06-M 12x1,5-wd	14,42
S	630	8	M 14 x 1,5	M 16 x 1,5	40,5	19,5	12	19	19	EVGE-S-08-M 14x1,5-wd	15,80
S	630	10	M 16 x 1,5	M 18 x 1,5	44,0	21,5	12	22	22	EVGE-S-10-M 16x1,5-wd	18,23
S	630	12	M 18 x 1,5	M 20 x 1,5	46,0	21,5	12	24	24	EVGE-S-12-M 18x1,5-wd	20,17
S	630	14	M 20 x 1,5	M 22 x 1,5	50,0	23,5	14	27	27	EVGE-S-14-M 20x1,5-wd	24,36
S	400	16	M 22 x 1,5	M 24 x 1,5	51,0	24,0	14	27	30	EVGE-S-16-M 22x1,5-wd	33,46
S	400	20	M 27 x 2	M 30 x 2	59,0	28,0	16	32	36	EVGE-S-20-M 27x2-wd	46,32
S	400	25	M 33 x 2	M 36 x 2	65,5	31,0	18	41	46	EVGE-S-25-M 33x2-wd	89,03
S	400	30	M 42 x 2	M 42 x 2	71,0	34,0	20	50	50	EVGE-S-30-M 42x2-wd	81,81
S	315	38	M 48 x 2	M 52 x 2	83,5	40,0	22	55	60	EVGE-S-38-M 48x2-wd	125,27



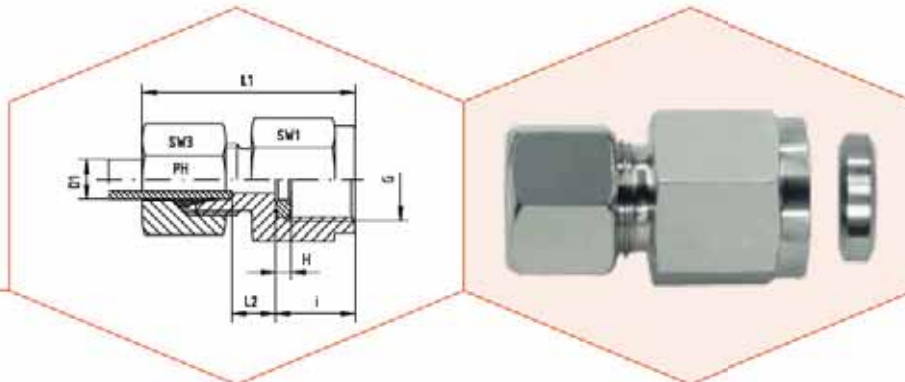
**Vormontiert**  
Einschraubgewinde: Metrisches Feingewinde - Zylindrisch  
wd = Abdichtung durch Profildichtung - Viton

**Pre-Assembled**  
Thread: Metric - Parallel  
wd = Sealing by an Elastomer Profiled Ring - Viton

Reihe Series	Druck Pressure PN	Rohr A.D. Tube O.D. D1	Gewinde Thread		Ca. Maße Approx. Dimensions					Bestellzeichen Order-Code SC	Brutto-Preis Gross-Price Euro (€)
			G	G1	L1	L2	i	SW1	SW3		
L	315	6	M 10 x 1	M 12 x 1,5	32,5	19,0	8	14	14	EVGE-L-06-M 10x1-wd-SC	14,05
L	315	8	M 12 x 1,5	M 14 x 1,5	38,5	19,5	12	17	17	EVGE-L-08-M 12x1,5-wd-SC	15,40
L	315	10	M 14 x 1,5	M 16 x 1,5	39,5	20,5	12	19	19	EVGE-L-10-M 14x1,5-wd-SC	16,90
L	315	12	M 16 x 1,5	M 18 x 1,5	42,0	22,0	12	22	22	EVGE-L-12-M 16x1,5-wd-SC	19,32
L	315	15	M 18 x 1,5	M 22 x 1,5	43,5	23,0	12	24	27	EVGE-L-15-M 18x1,5-wd-SC	24,47
L	315	18	M 22 x 1,5	M 26 x 1,5	47,0	24,0	14	27	32	EVGE-L-18-M 22x1,5-wd-SC	34,87
L	160	22	M 26 x 1,5	M 30 x 2	50,5	24,5	16	32	36	EVGE-L-22-M 26x1,5-wd-SC	42,49
L	160	28	M 33 x 2	M 38 x 2	54,0	25,5	18	41	41	EVGE-L-28-M 33x2-wd-SC	63,36
L	160	35	M 42 x 2	M 45 x 2	62,5	30,5	20	50	50	EVGE-L-35-M 42x2-wd-SC	103,42
L	160	42	M 48 x 2	M 52 x 2	68,5	32,5	22	55	80	EVGE-L-42-M 48x2-wd-SC	114,25

Reihe Series	Druck Pressure PN	Rohr A.D. Tube O.D. D1	Gewinde Thread		Ca. Maße Approx. Dimensions					Bestellzeichen Order-Code SC	Brutto-Preis Gross-Price Euro (€)
			G	G1	L1	L2	i	SW1	SW3		
S	630	6	M 12 x 1,5	M 14 x 1,5	39,5	19,0	12	17	17	EVGE-S-06-M 12x1,5-wd-SC	14,86
S	630	8	M 14 x 1,5	M 16 x 1,5	40,5	19,5	12	19	19	EVGE-S-08-M 14x1,5-wd-SC	16,24
S	630	10	M 16 x 1,5	M 18 x 1,5	44,0	21,5	12	22	22	EVGE-S-10-M 16x1,5-wd-SC	18,79
S	630	12	M 18 x 1,5	M 20 x 1,5	46,0	21,5	12	24	24	EVGE-S-12-M 18x1,5-wd-SC	21,01
S	630	14	M 20 x 1,5	M 22 x 1,5	50,0	23,5	14	27	27	EVGE-S-14-M 20x1,5-wd-SC	25,92
S	400	16	M 22 x 1,5	M 24 x 1,5	51,0	24,0	14	27	30	EVGE-S-16-M 22x1,5-wd-SC	35,02
S	400	20	M 27 x 2	M 30 x 2	59,0	28,0	16	32	36	EVGE-S-20-M 27x2-wd-SC	48,20
S	400	25	M 33 x 2	M 38 x 2	65,5	31,0	18	41	48	EVGE-S-25-M 33x2-wd-SC	72,03
S	400	30	M 42 x 2	M 42 x 2	71,0	34,0	20	50	50	EVGE-S-30-M 42x2-wd-SC	85,97
S	315	38	M 48 x 2	M 52 x 2	83,5	40,0	22	55	60	EVGE-S-38-M 48x2-wd-SC	130,91



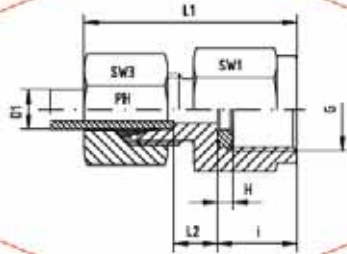


**Manometer-Verschraubungen**  
Mit Dichtkantenring - DKRI  
Innengewinde: Whitworth-Rohrgewinde - Zylindrisch

**Gauge Couplings**  
With Metal Sealing Ring - DKRI  
Internal Thread: BSP - Female - Parallel

Reihe Series	Druck Pressure PN	Rohr A.D. Tube O.D. D1	Gewinde Thread G	Ca. Maße Approx. Dimensions						Bestellzeichen Order-Code Standard	Brutto-Preis Gross-Price Euro (€)
				L1	L2	i	H	SW1	SW3		
L	315	6	G 1/4"	37	7,5	14,5	4,5	19	14	MV-L-06-G 1/4"	12,45
L	315	6	G 1/2"	46	9,0	20,0	5,0	27	14	MV-L-06-G 1/2"	19,58
L	315	8	G 1/4"	37	7,5	14,5	4,5	19	17	MV-L-08-G 1/4"	12,96
L	315	8	G 1/2"	46	9,0	20,0	5,0	27	17	MV-L-08-G 1/2"	19,58
L	315	10	G 1/4"	38	8,5	14,5	4,5	19	19	MV-L-10-G 1/4"	13,63
L	315	10	G 1/2"	47	9,5	20,0	5,0	27	19	MV-L-10-G 1/2"	19,69
L	315	12	G 1/4"	38	8,5	14,5	4,5	19	22	MV-L-12-G 1/4"	13,81
L	315	12	G 1/2"	48	10,0	20,0	5,0	27	22	MV-L-12-G 1/2"	19,84

Reihe Series	Druck Pressure PN	Rohr A.D. Tube O.D. D1	Gewinde Thread G	Ca. Maße Approx. Dimensions						Bestellzeichen Order-Code Standard	Brutto-Preis Gross-Price Euro (€)
				L1	L2	i	H	SW1	SW3		
S	630	6	G 1/2"	46	11,0	20,0	5,0	27	17	MV-S-06-G 1/2"	17,90
S	630	8	G 1/4"	40	9,5	14,5	4,5	19	19	MV-S-08-G 1/4"	21,00
S	630	8	G 1/2"	46	11,0	20,0	5,0	27	19	MV-S-08-G 1/2"	18,28
S	630	10	G 1/2"	47	10,5	20,0	5,0	27	22	MV-S-10-G 1/2"	19,10
S	630	12	G 1/4"	41	8,0	14,5	4,5	22	24	MV-S-12-G 1/4"	19,66
S	630	12	G 1/2"	47	10,5	20,0	5,0	27	24	MV-S-12-G 1/2"	19,66



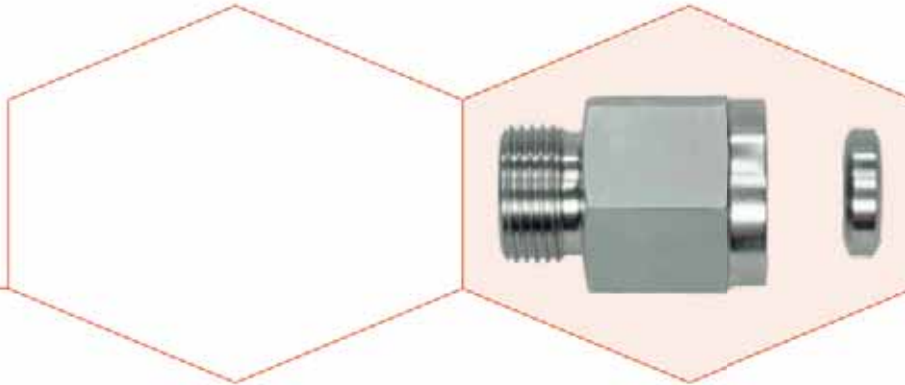
**Manometer-Verschraubungen**  
 Mit Dichtkantenring - DKRI  
 Innengewinde: Whitworth-Rohrgewinde - Zylindrisch

**Gauge Couplings**  
 With Metal Sealing Ring - DKRI  
 Internal Thread: BSP - Female - Parallel

Reihe Series	Druck Pressure PN	Rohr A.D. Tube O.D. D1	Gewinde Thread G	Ca. Maße Approx. Dimensions						Bestellzeichen Order-Code SC	Brutto-Preis Gross-Price Euro (€)
				L1	L2	i	H	SW1	SW3		
L	315	6	G 1/4"	37	7,5	14,5	4,5	19	14	MV-L-06-G 1/4"-SC	12,77
L	315	6	G 1/2"	46	9,0	20,0	5,0	27	14	MV-L-06-G 1/2"-SC	19,90
L	315	8	G 1/4"	37	7,5	14,5	4,5	19	17	MV-L-08-G 1/4"-SC	13,40
L	315	8	G 1/2"	46	9,0	20,0	5,0	27	17	MV-L-08-G 1/2"-SC	20,02
L	315	10	G 1/4"	38	8,5	14,5	4,5	19	19	MV-L-10-G 1/4"-SC	14,07
L	315	10	G 1/2"	47	9,5	20,0	5,0	27	19	MV-L-10-G 1/2"-SC	20,13
L	315	12	G 1/4"	38	8,5	14,5	4,5	19	22	MV-L-12-G 1/4"-SC	14,37
L	315	12	G 1/2"	48	10,0	20,0	5,0	27	22	MV-L-12-G 1/2"-SC	20,40

Reihe Series	Druck Pressure PN	Rohr A.D. Tube O.D. D1	Gewinde Thread G	Ca. Maße Approx. Dimensions						Bestellzeichen Order-Code SC	Brutto-Preis Gross-Price Euro (€)
				L1	L2	i	H	SW1	SW3		
S	630	6	G 1/2"	46	11,0	20,0	5,0	27	17	MV-S-06-G 1/2"-SC	18,34
S	630	8	G 1/4"	40	9,5	14,5	4,5	19	19	MV-S-08-G 1/4"-SC	21,44
S	630	8	G 1/2"	46	11,0	20,0	5,0	27	19	MV-S-08-G 1/2"-SC	18,72
S	630	10	G 1/2"	47	10,5	20,0	5,0	27	22	MV-S-10-G 1/2"-SC	19,66
S	630	12	G 1/4"	41	8,0	14,5	4,5	22	24	MV-S-12-G 1/4"-SC	20,50
S	630	12	G 1/2"	47	10,5	20,0	5,0	27	24	MV-S-12-G 1/2"-SC	20,50



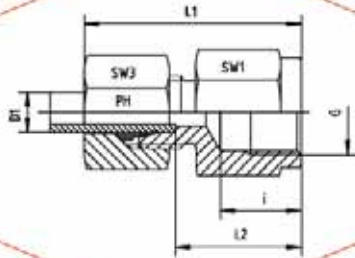


**Manometer-Verschraubungsstutzen**  
Mit Dichtkantenring - DKRI  
Innengewinde: Whitworth-Rohrgewinde - Zylindrisch

**Gauge Coupling Bodies**  
With Metal Sealing Ring - DKRI  
Internal Thread: BSP - Female - Parallel

Reihe Series	Druck Pressure PN	Rohr A.D. Tube O.D. D1	Gewinde Thread G	Ca. Maße Approx. Dimensions				Bestellzeichen Order-Code OMD	Brutto-Preis Gross-Price Euro (€)
L	315	6	G 1/4"					MV-L-06-G 1/4"-OMD	10,14
L	315	6	G 1/2"					MV-L-06-G 1/2"-OMD	17,27
L	315	8	G 1/4"					MV-L-08-G 1/4"-OMD	10,16
L	315	8	G 1/2"					MV-L-08-G 1/2"-OMD	16,78
L	315	10	G 1/4"					MV-L-10-G 1/4"-OMD	10,27
L	315	10	G 1/2"					MV-L-10-G 1/2"-OMD	16,33
L	315	12	G 1/4"					MV-L-12-G 1/4"-OMD	9,82
L	315	12	G 1/2"					MV-L-12-G 1/2"-OMD	15,95

Reihe Series	Druck Pressure PN	Rohr A.D. Tube O.D. D1	Gewinde Thread G	Ca. Maße Approx. Dimensions				Bestellzeichen Order-Code OMD	Brutto-Preis Gross-Price Euro (€)
S	630	6	G 1/2"					MV-S-06-G 1/2"-OMD	15,11
S	630	8	G 1/4"					MV-S-08-G 1/4"-OMD	17,80
S	630	8	G 1/2"					MV-S-08-G 1/2"-OMD	15,08
S	630	10	G 1/2"					MV-S-10-G 1/2"-OMD	15,16
S	630	12	G 1/4"					MV-S-12-G 1/4"-OMD	15,21
S	630	12	G 1/2"					MV-S-12-G 1/2"-OMD	15,21



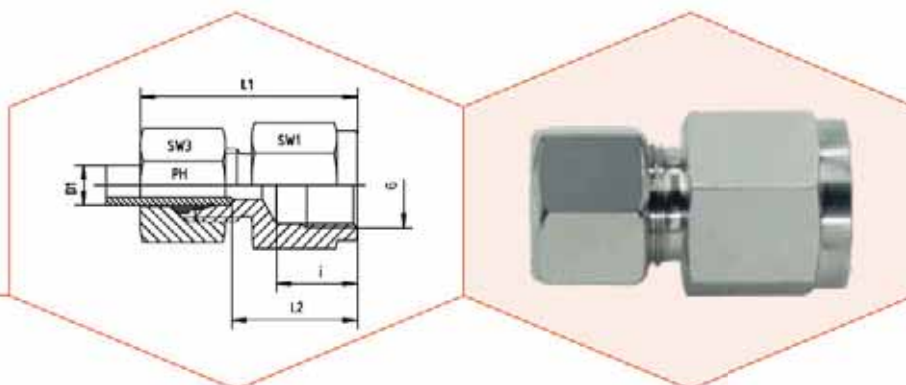
Manometer-Verschraubungen  
Innengewinde: NPT

Gauge Couplings  
Internal Thread: NPT

Reihe Series	Druck Pressure PN	Rohr A.D. Tube O.D. D1	Gewinde Thread G	Ca. Maße Approx. Dimensions					Bestellzeichen Order-Code Standard	Brutto-Preis Gross-Price Euro (€)
				L1	L2	i	SW1	SW3		
L	315	6	1/4" NPT	38	23,5	16,4	19	14	MV-L-06-NPT-1/4"	14,39
L	315	6	1/2" NPT	46	31,0	22,6	27	14	MV-L-06-NPT-1/2"	20,45
L	315	8	1/4" NPT	38	23,5	16,4	19	17	MV-L-08-NPT-1/4"	14,90
L	315	8	1/2" NPT	46	31,0	22,6	27	17	MV-L-08-NPT-1/2"	21,55
L	315	10	1/4" NPT	39	24,0	16,4	19	19	MV-L-10-NPT-1/4"	15,93
L	315	10	1/2" NPT	47	32,0	22,6	27	19	MV-L-10-NPT-1/2"	22,11
L	315	12	1/4" NPT			16,4	19	22	MV-L-12-NPT-1/4"	16,82
L	315	12	1/2" NPT	47	32,0	22,6	27	22	MV-L-12-NPT-1/2"	23,01

Reihe Series	Druck Pressure PN	Rohr A.D. Tube O.D. D1	Gewinde Thread G	Ca. Maße Approx. Dimensions					Bestellzeichen Order-Code Standard	Brutto-Preis Gross-Price Euro (€)
				L1	L2	i	SW1	SW3		
S	830	6	1/2" NPT	48	33,0	22,6	27	17	MV-S-06-NPT-1/2"	20,45
S	830	8	1/2" NPT	48	33,0	22,6	27	19	MV-S-08-NPT-1/2"	21,55
S	830	10	1/2" NPT	49	32,5	22,6	27	22	MV-S-10-NPT-1/2"	22,11
S	830	12	1/2" NPT	49	32,5	22,6	27	24	MV-S-12-NPT-1/2"	23,01



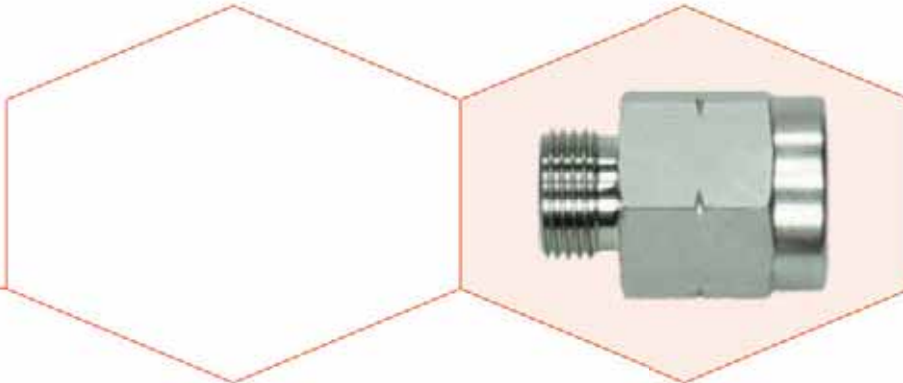


Manometer-Verschraubungen  
Innengewinde: NPT

Gauge Couplings  
Internal Thread: NPT

Reihe Series	Druck Pressure PN	Rohr A.D. Tube O.D. D1	Gewinde Thread G	Ca. Maße Approx. Dimensions					Bestellzeichen Order-Code SC	Brutto-Preis Gross-Price Euro (€)
				L1	L2	i	SW1	SW3		
L	315	6	1/4" NPT	38	23,5	16,4	19	14	MV-L-06-NPT-1/4"-SC	14,71
L	315	6	1/2" NPT	46	31,0	22,6	27	14	MV-L-06-NPT-1/2"-SC	20,77
L	315	8	1/4" NPT	38	23,5	16,4	19	17	MV-L-08-NPT-1/4"-SC	15,34
L	315	8	1/2" NPT	46	31,0	22,6	27	17	MV-L-08-NPT-1/2"-SC	21,99
L	315	10	1/4" NPT	39	24,0	16,4	19	19	MV-L-10-NPT-1/4"-SC	16,37
L	315	10	1/2" NPT	47	32,0	22,6	27	19	MV-L-10-NPT-1/2"-SC	22,55
L	315	12	1/4" NPT			16,4	19	22	MV-L-12-NPT-1/4"-SC	17,38
L	315	12	1/2" NPT	47	32,0	22,6	27	22	MV-L-12-NPT-1/2"-SC	23,57

Reihe Series	Druck Pressure PN	Rohr A.D. Tube O.D. D1	Gewinde Thread G	Ca. Maße Approx. Dimensions					Bestellzeichen Order-Code SC	Brutto-Preis Gross-Price Euro (€)
				L1	L2	i	SW1	SW3		
S	630	6	1/2" NPT	48	33,0	22,6	27	17	MV-S-06-NPT-1/2"-SC	20,89
S	630	8	1/2" NPT	48	33,0	22,6	27	19	MV-S-08-NPT-1/2"-SC	21,99
S	630	10	1/2" NPT	49	32,5	22,6	27	22	MV-S-10-NPT-1/2"-SC	22,67
S	630	12	1/2" NPT	49	32,5	22,6	27	24	MV-S-12-NPT-1/2"-SC	23,85



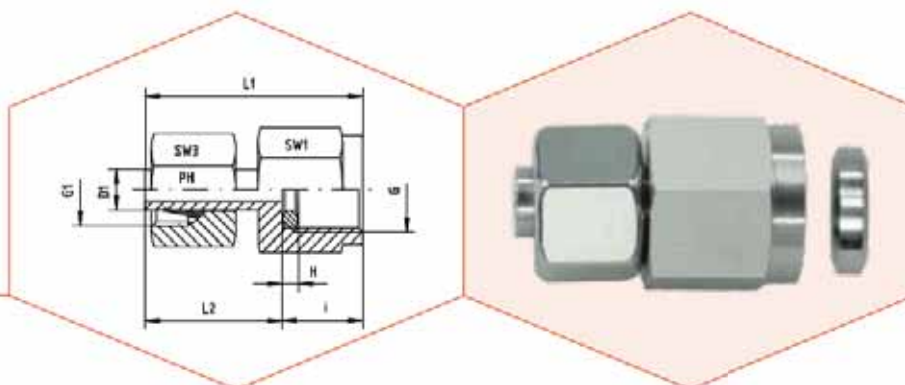
Manometer-Verschraubungsstutzen  
Innengewinde: NPT

Gauge Coupling Bodies  
Internal Thread: NPT

Reihe Series	Druck Pressure PN	Rohr A.D. Tube O.D. D1	Gewinde Thread G	Ca. Maße Approx. Dimensions				Bestellzeichen Order-Code OMD	Brutto-Preis Gross-Price Euro (€)
L	315	6	1/4" NPT					MV-L-06-NPT-1/4"-OMD	12,08
L	315	6	1/2" NPT					MV-L-06-NPT-1/2"-OMD	18,14
L	315	8	1/4" NPT					MV-L-08-NPT-1/4"-OMD	12,10
L	315	8	1/2" NPT					MV-L-08-NPT-1/2"-OMD	18,75
L	315	10	1/4" NPT					MV-L-10-NPT-1/4"-OMD	12,57
L	315	10	1/2" NPT					MV-L-10-NPT-1/2"-OMD	18,75
L	315	12	1/4" NPT					MV-L-12-NPT-1/4"-OMD	12,93
L	315	12	1/2" NPT					MV-L-12-NPT-1/2"-OMD	19,12

Reihe Series	Druck Pressure PN	Rohr A.D. Tube O.D. D1	Gewinde Thread G	Ca. Maße Approx. Dimensions				Bestellzeichen Order-Code OMD	Brutto-Preis Gross-Price Euro (€)
S	830	6	1/2" NPT					MV-S-06-NPT-1/2"-OMD	17,66
S	830	8	1/2" NPT					MV-S-08-NPT-1/2"-OMD	18,35
S	830	10	1/2" NPT					MV-S-10-NPT-1/2"-OMD	18,17
S	830	12	1/2" NPT					MV-S-12-NPT-1/2"-OMD	18,56





**Einstellbare Manometer-Verschraubungen**

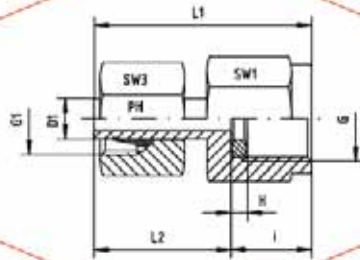
Mit Dichtkantenring - DKRI  
Innengewinde: Whitworth-Rohrgewinde - Zylindrisch  
Anschluss D1 ist vormontiert. Die Fertigmontage erfolgt im Stutzen mit ca. 1/2 Umdrehung der Überwurfmutter über den Punkt des deutlich fühlbaren Kraftanstieges.

**Gauge Swivel Couplings**

With Metal Sealing Ring - DKRI  
Thread: BSP - Female - Parallel  
Port D1 is pre-assembled. Final assembly in appropriate body with approx. 1/2 turn beyond the point of clearly perceptible resistance.

Reihe Series	Druck Pressure PN	Rohr A.D. Tube O.D. D1	Gewinde Thread		Ca. Maße Approx. Dimensions						Bestellzeichen Order-Code Standard	Brutto-Preis Gross-Price Euro (€)
			G	G1	L1	L2	i	H	SW1	SW3		
L	315	6	G 1/4"	M 12 x 1,5	38,0		14,5	4,5	19	14	MV-ev-L-06-G 1/4"	17,38
L	315	6	G 1/2"	M 12 x 1,5	45,0		20,0	5,0	27	14	MV-ev-L-06-G 1/2"	26,20
L	315	8	G 1/4"	M 14 x 1,5	38,0		14,5	4,5	19	17	MV-ev-L-08-G 1/4"	18,07
L	315	8	G 1/2"	M 14 x 1,5	47,6		20,0	5,0	27	17	MV-ev-L-08-G 1/2"	27,12
L	315	10	G 1/4"	M 16 x 1,5	39,5		14,5	4,5	19	19	MV-ev-L-10-G 1/4"	18,87
L	315	10	G 1/2"	M 16 x 1,5	47,0		20,0	5,0	27	19	MV-ev-L-10-G 1/2"	28,45
L	315	12	G 1/4"	M 18 x 1,5	40,5		14,5	4,5	19	22	MV-ev-L-12-G 1/4"	19,61
L	315	12	G 1/2"	M 18 x 1,5	47,5		20,0	5,0	27	22	MV-ev-L-12-G 1/2"	29,53

Reihe Series	Druck Pressure PN	Rohr A.D. Tube O.D. D1	Gewinde Thread		Ca. Maße Approx. Dimensions						Bestellzeichen Order-Code Standard	Brutto-Preis Gross-Price Euro (€)
			G	G1	L1	L2	i	H	SW1	SW3		
S	630	6	G 1/4"	M 14 x 1,4	38,0		14,5	4,5	19	17	MV-ev-S-06-G 1/4"	17,38
S	630	6	G 1/2"	M 14 x 1,5	45,0		20,0	5,0	27	17	MV-ev-S-06-G 1/2"	26,20
S	630	8	G 1/4"	M 16 x 1,5	38,0		14,5	4,5	19	19	MV-ev-S-08-G 1/4"	18,07
S	630	8	G 1/2"	M 16 x 1,5	47,6		20,0	5,0	27	19	MV-ev-S-08-G 1/2"	27,12
S	630	10	G 1/4"	M 18 x 1,5	39,5		14,5	4,5	19	22	MV-ev-S-10-G 1/4"	18,87
S	630	10	G 1/2"	M 18 x 1,5	47,0		20,0	5,0	27	22	MV-ev-S-10-G 1/2"	28,45
S	630	12	G 1/4"	M 20 x 1,5	40,5		14,5	4,5	19	24	MV-ev-S-12-G 1/4"	19,61
S	630	12	G 1/2"	M 20 x 1,5	47,5		20,0	5,0	27	24	MV-ev-S-12-G 1/2"	29,53



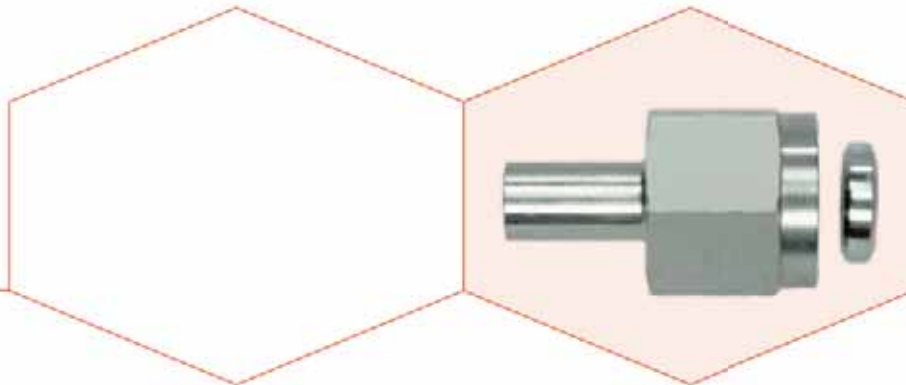
**Einstellbare Manometer-Verschraubungen**  
 Mit Dichtkantenring - DKRi  
 Innengewinde: Whitworth-Rohrgewinde - Zylindrisch  
 Anschluss D1 ist vormontiert. Die Fertigmontage erfolgt im Stutzen mit ca. 1/2 Umdrehung der Überwurfmutter über den Punkt des deutlich fühlbaren Kraftanstieges.

**Gauge Swivel Couplings**  
 With Metal Sealing Ring - DKRi  
 Thread: BSP - Female - Parallel  
 Port D1 is pre-assembled. Final assembly in appropriate body with approx. 1/2 turn beyond the point of clearly perceptible resistance.

Reihe Series	Druck Pressure PN	Rohr A.D. Tube O.D. D1	Gewinde Thread		Ca. Maße Approx. Dimensions						Bestellzeichen Order-Code SC	Brutto-Preis Gross-Price Euro (€)
			G	G1	L1	L2	i	H	SW1	SW3		
L	315	6	G 1/4"	M 12 x 1,5	38,0		14,5	4,5	19	14	MV-ev-L-06-G 1/4"-SC	17,70
L	315	6	G 1/2"	M 12 x 1,5	45,0		20,0	5,0	27	14	MV-ev-L-06-G 1/2"-SC	26,52
L	315	8	G 1/4"	M 14 x 1,5	38,0		14,5	4,5	19	17	MV-ev-L-08-G 1/4"-SC	18,51
L	315	8	G 1/2"	M 14 x 1,5	47,6		20,0	5,0	27	17	MV-ev-L-08-G 1/2"-SC	27,56
L	315	10	G 1/4"	M 16 x 1,5	39,5		14,5	4,5	19	19	MV-ev-L-10-G 1/4"-SC	19,31
L	315	10	G 1/2"	M 16 x 1,5	47,0		20,0	5,0	27	19	MV-ev-L-10-G 1/2"-SC	28,89
L	315	12	G 1/4"	M 18 x 1,5	40,5		14,5	4,5	19	22	MV-ev-L-12-G 1/4"-SC	20,17
L	315	12	G 1/2"	M 18 x 1,5	47,5		20,0	5,0	27	22	MV-ev-L-12-G 1/2"-SC	30,09

Reihe Series	Druck Pressure PN	Rohr A.D. Tube O.D. D1	Gewinde Thread		Ca. Maße Approx. Dimensions						Bestellzeichen Order-Code SC	Brutto-Preis Gross-Price Euro (€)
			G	G1	L1	L2	i	H	SW1	SW3		
S	630	6	G 1/4"	M 14 x 1,4	38,0		14,5	4,5	19	17	MV-ev-S-06-G 1/4"-SC	17,82
S	630	6	G 1/2"	M 14 x 1,5	45,0		20,0	5,0	27	17	MV-ev-S-06-G 1/2"-SC	26,64
S	630	8	G 1/4"	M 16 x 1,5	38,0		14,5	4,5	19	19	MV-ev-S-08-G 1/4"-SC	18,51
S	630	8	G 1/2"	M 16 x 1,5	47,6		20,0	5,0	27	19	MV-ev-S-08-G 1/2"-SC	27,56
S	630	10	G 1/4"	M 18 x 1,5	39,5		14,5	4,5	19	22	MV-ev-S-10-G 1/4"-SC	19,43
S	630	10	G 1/2"	M 18 x 1,5	47,0		20,0	5,0	27	22	MV-ev-S-10-G 1/2"-SC	29,01
S	630	12	G 1/4"	M 20 x 1,5	40,5		14,5	4,5	19	24	MV-ev-S-12-G 1/4"-SC	20,45
S	630	12	G 1/2"	M 20 x 1,5	47,5		20,0	5,0	27	24	MV-ev-S-12-G 1/2"-SC	30,37



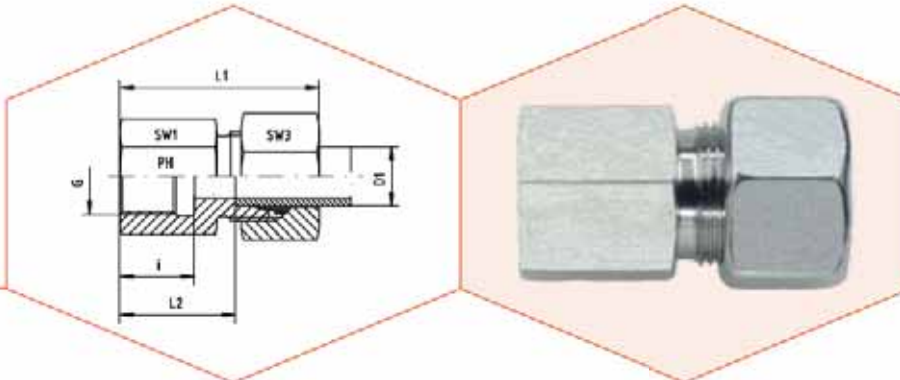


Einstellbare Manometer-Verschraubungsstutzen  
Mit Dichtkantenring - DKRI  
Innengewinde: Whitworth-Rohrgewinde - Zylindrisch

*Gauge Swivel Coupling Bodies*  
*With Metal Sealing Ring - DKRI*  
*Thread: BSP - Female - Parallel*

Reihe Series	Druck Pressure PN	Rohr A.D. Tube O.D. D1	Gewinde Thread		Ca. Maße Approx. Dimensions				Bestellzeichen Order-Code OMD	Brutto-Preis Gross-Price Euro (€)
			G							
L	315	6	G	1/4"					MV-ev-L-06-G 1/4"-OMD	15,07
L	315	6	G	1/2"					MV-ev-L-06-G 1/2"-OMD	23,89
L	315	8	G	1/4"					MV-ev-L-08-G 1/4"-OMD	15,27
L	315	8	G	1/2"					MV-ev-L-08-G 1/2"-OMD	24,32
L	315	10	G	1/4"					MV-ev-L-10-G 1/4"-OMD	15,51
L	315	10	G	1/2"					MV-ev-L-10-G 1/2"-OMD	25,09
L	315	12	G	1/4"					MV-ev-L-12-G 1/4"-OMD	15,72
L	315	12	G	1/2"					MV-ev-L-12-G 1/2"-OMD	25,84

Reihe Series	Druck Pressure PN	Rohr A.D. Tube O.D. D1	Gewinde Thread		Ca. Maße Approx. Dimensions				Bestellzeichen Order-Code OMD	Brutto-Preis Gross-Price Euro (€)
			G							
S	630	6	G	1/4"					MV-ev-S-06-G 1/4"-OMD	14,59
S	630	6	G	1/2"					MV-ev-S-06-G 1/2"-OMD	23,41
S	630	8	G	1/4"					MV-ev-S-08-G 1/4"-OMD	14,87
S	630	8	G	1/2"					MV-ev-S-08-G 1/2"-OMD	23,92
S	630	10	G	1/4"					MV-ev-S-10-G 1/4"-OMD	14,93
S	630	10	G	1/2"					MV-ev-S-10-G 1/2"-OMD	24,51
S	630	12	G	1/4"					MV-ev-S-12-G 1/4"-OMD	15,16
S	630	12	G	1/2"					MV-ev-S-12-G 1/2"-OMD	25,08



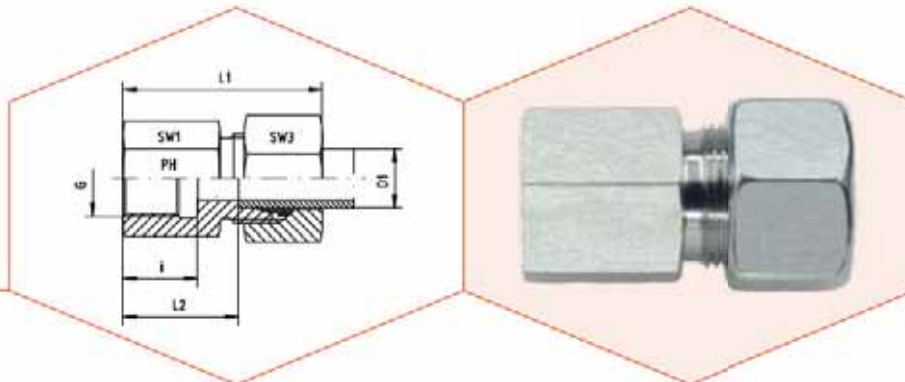
Gerade Aufschraub-Verschraubungen  
 Innengewinde: Whitworth-Rohrgewinde - Zylindrisch

Female Stud Couplings  
 Female Thread: BSP - Parallel

Reihe Series	Druck Pressure PN	Rohr A.D. Tube O.D. D1	Gewinde Thread G	Ca. Maße Approx. Dimensions					Bestellzeichen Order-Code Standard	Brutto-Preis Gross-Price Euro (€)
				L1	L2	i	SW1	SW3		
L	315	8	G 1/8"	38,0	19,0	12,0	14	14	GAI-L-06-G 1/8"	12,02
L	315	6	G 1/4"	41,0	24,0	17,0	19	14	GAI-L-06-G 1/4"	14,06
L	315	6	G 3/8"	42,0	24,0	17,0	24	14	GAI-L-06-G 3/8"	18,12
L	315	6	G 1/2"	46,0	31,0	20,0	27	14	GAI-L-06-G 1/2"	22,70
L	315	8	G 1/8"	36,0	19,0	12,0	14	17	GAI-L-08-G 1/8"	16,20
L	315	8	G 1/4"	41,0	24,0	17,0	19	17	GAI-L-08-G 1/4"	15,85
L	315	8	G 3/8"	42,0	25,0	17,0	24	17	GAI-L-08-G 3/8"	18,12
L	315	8	G 1/2"	46,0	32,0	20,0	27	17	GAI-L-08-G 1/2"	23,19
L	315	10	G 1/8"	38,0	19,0	12,0	17	19	GAI-L-10-G 1/8"	16,25
L	315	10	G 1/4"	42,0	25,0	17,0	19	19	GAI-L-10-G 1/4"	15,80
L	315	10	G 3/8"	43,0	26,0	17,0	24	19	GAI-L-10-G 3/8"	19,17
L	315	10	G 1/2"	47,0	30,0	20,0	27	19	GAI-L-10-G 1/2"	23,75
L	315	12	G 1/4"	42,0	25,0	17,0	19	22	GAI-L-12-G 1/4"	18,66
L	315	12	G 3/8"	43,0	26,0	17,0	24	22	GAI-L-12-G 3/8"	18,66
L	315	12	G 1/2"	48,0	30,0	20,0	27	22	GAI-L-12-G 1/2"	21,70
L	315	15	G 3/8"	46,0	27,0	17,5	24	27	GAI-L-15-G 3/8"	21,99
L	315	15	G 1/2"	49,0	31,0	20,0	27	27	GAI-L-15-G 1/2"	24,90
L	160	15	G 3/4"	53,0	34,0	22,0	32	27	GAI-L-15-G 3/4"	43,13
L	315	18	G 3/8"	47,0	26,5	17,5	27	32	GAI-L-18-G 3/8"	29,83
L	315	18	G 1/2"	50,5	30,5	20,0	27	32	GAI-L-18-G 1/2"	29,83
L	160	18	G 3/4"	53,5	33,5	22,0	36	32	GAI-L-18-G 3/4"	43,13
L	160	22	G 1/2"	55,0	33,5	20,0	32	36	GAI-L-22-G 1/2"	40,21
L	160	22	G 3/4"	58,0	35,5	22,0	36	36	GAI-L-22-G 3/4"	38,40
L	160	28	G 3/4"	57,5	35,0	22,0	41	41	GAI-L-28-G 3/4"	69,20
L	160	28	G 1"	60,5	38,0	24,5	41	41	GAI-L-28-G 1"	54,15
L	160	35	G 1 1/4"	68,5	41,0	26,5	55	50	GAI-L-35-G 1 1/4"	89,48
L	160	42	G 1 1/2"	69,5	42,5	28,5	60	60	GAI-L-42-G 1 1/2"	112,49

Reihe Series	Druck Pressure PN	Rohr A.D. Tube O.D. D1	Gewinde Thread G	Ca. Maße Approx. Dimensions					Bestellzeichen Order-Code Standard	Brutto-Preis Gross-Price Euro (€)
				L1	L2	i	SW1	SW3		
S	630	6	G 1/4"	42,0	26,0	17,0	19	17	GAI-S-06-G 1/4"	15,93
S	630	6	G 3/8"				24	17	GAI-S-06-G 3/8"	*
S	630	6	G 1/2"	48,0	31,0	20,0	27	17	GAI-S-06-G 1/2"	*
S	630	8	G 1/4"	43,0	26,0	17,0	19	19	GAI-S-08-G 1/4"	16,31
S	630	8	G 3/8"	44,0	27,0	17,0	24	19	GAI-S-08-G 3/8"	21,80
S	630	8	G 1/2"	48,0	31,0	20,0	27	19	GAI-S-08-G 1/2"	23,70
S	630	10	G 3/8"	45,0	26,5	17,0	24	22	GAI-S-10-G 3/8"	21,47
S	630	10	G 1/2"	49,5	30,5	20,0	27	22	GAI-S-10-G 1/2"	23,52
S	630	12	G 1/4"	46,0	27,5	17,0	22	24	GAI-S-12-G 1/4"	23,01
S	630	12	G 3/8"	45,0	26,5	17,0	24	24	GAI-S-12-G 3/8"	22,37
S	630	12	G 1/2"	50,0	30,5	20,0	27	24	GAI-S-12-G 1/2"	23,52
S	630	14	G 3/8"	50,0	30,0	17,0	24	27	GAI-S-14-G 3/8"	29,90
S	630	14	G 1/2"	52,0	32,0	20,0	27	27	GAI-S-14-G 1/2"	28,12
S	400	16	G 3/8"	48,0	26,5	17,5	27	30	GAI-S-16-G 3/8"	29,81
S	400	16	G 1/2"	53,0	31,5	20,0	27	30	GAI-S-16-G 1/2"	29,81
S	400	20	G 1/2"	57,0	32,5	20,0	32	36	GAI-S-20-G 1/2"	39,34
S	400	20	G 3/4"	60,0	34,5	22,0	32	36	GAI-S-20-G 3/4"	43,13
S	400	25	G 3/4"	60,0	35,0	22,0	41	46	GAI-S-25-G 3/4"	60,03
S	400	25	G 1"	66,5	37,5	24,5	41	46	GAI-S-25-G 1"	60,03
S	400	30	G 1 1/4"	72,5	42,0	26,5	55	50	GAI-S-30-G 1 1/4"	104,82
S	315	38	G 1 1/2"	79,5	43,5	28,5	60	60	GAI-S-38-G 1 1/2"	127,82



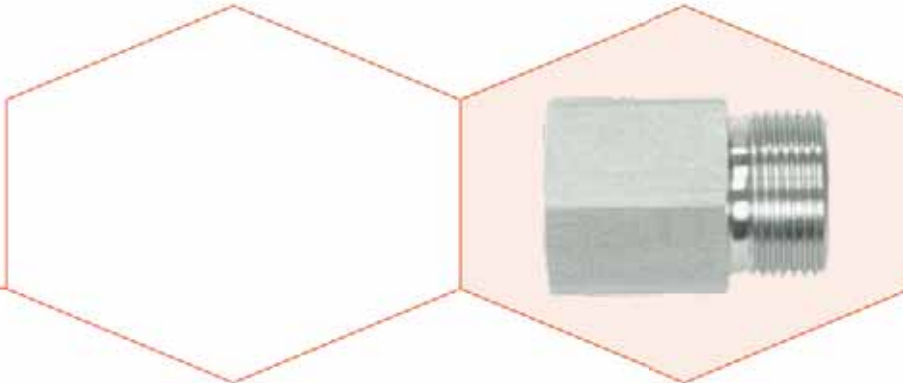


Gerade Aufschraub-Verschraubungen  
Innengewinde: Whitworth-Rohrgewinde - Zylindrisch

Female Stud Couplings  
Female Thread: BSP - Parallel

Reihe Series	Druck Pressura PN	Rohr A.D. Tube O.D. D1	Gewinde Thread G	Ca. Maße Approx. Dimensions					Bestellzeichen Order-Code SC	Brutto-Preis Gross-Price Euro (€)
				L1	L2	i	SW1	SW3		
L	315	6	G 1/8"	38,0	19,0	12,0	14	14	GAI-L-06-G 1/8"-SC	12,34
L	315	6	G 1/4"	41,0	24,0	17,0	19	14	GAI-L-06-G 1/4"-SC	14,38
L	315	6	G 3/8"	42,0	24,0	17,0	24	14	GAI-L-06-G 3/8"-SC	18,44
L	315	6	G 1/2"	46,0	31,0	20,0	27	14	GAI-L-06-G 1/2"-SC	23,02
L	315	8	G 1/8"	36,0	19,0	12,0	14	17	GAI-L-08-G 1/8"-SC	16,64
L	315	8	G 1/4"	41,0	24,0	17,0	19	17	GAI-L-08-G 1/4"-SC	16,29
L	315	8	G 3/8"	42,0	25,0	17,0	24	17	GAI-L-08-G 3/8"-SC	18,56
L	315	8	G 1/2"	46,0	32,0	20,0	27	17	GAI-L-08-G 1/2"-SC	23,63
L	315	10	G 1/8"	38,0	19,0	12,0	17	19	GAI-L-10-G 1/8"-SC	18,89
L	315	10	G 1/4"	42,0	25,0	17,0	19	19	GAI-L-10-G 1/4"-SC	16,24
L	315	10	G 3/8"	43,0	26,0	17,0	24	19	GAI-L-10-G 3/8"-SC	19,61
L	315	10	G 1/2"	47,0	30,0	20,0	27	19	GAI-L-10-G 1/2"-SC	24,19
L	315	12	G 1/4"	42,0	25,0	17,0	19	22	GAI-L-12-G 1/4"-SC	19,22
L	315	12	G 3/8"	43,0	26,0	17,0	24	22	GAI-L-12-G 3/8"-SC	19,22
L	315	12	G 1/2"	48,0	30,0	20,0	27	22	GAI-L-12-G 1/2"-SC	22,26
L	315	15	G 3/8"	46,0	27,0	17,5	24	27	GAI-L-15-G 3/8"-SC	23,07
L	315	15	G 1/2"	49,0	31,0	20,0	27	27	GAI-L-15-G 1/2"-SC	25,88
L	160	15	G 3/4"	53,0	34,0	22,0	32	27	GAI-L-15-G 3/4"-SC	44,77
L	315	18	G 3/8"	47,0	28,5	17,5	27	32	GAI-L-18-G 3/8"-SC	31,47
L	315	18	G 1/2"	50,5	30,5	20,0	27	32	GAI-L-18-G 1/2"-SC	31,47
L	160	18	G 3/4"	53,5	33,5	22,0	36	32	GAI-L-18-G 3/4"-SC	44,77
L	160	22	G 1/2"	55,0	33,5	20,0	32	36	GAI-L-22-G 1/2"-SC	41,97
L	160	22	G 3/4"	58,0	35,5	22,0	36	36	GAI-L-22-G 3/4"-SC	40,16
L	160	28	G 3/4"	57,5	35,0	22,0	41	41	GAI-L-28-G 3/4"-SC	71,20
L	160	28	G 1"	60,5	38,0	24,5	41	41	GAI-L-28-G 1"-SC	56,15
L	160	35	G 1 1/4"	68,5	41,0	26,5	55	50	GAI-L-35-G 1 1/4"-SC	93,20
L	160	42	G 1 1/2"	69,5	42,5	28,5	60	60	GAI-L-42-G 1 1/2"-SC	116,81

Reihe Series	Druck Pressura PN	Rohr A.D. Tube O.D. D1	Gewinde Thread G	Ca. Maße Approx. Dimensions					Bestellzeichen Order-Code SC	Brutto-Preis Gross-Price Euro (€)
				L1	L2	i	SW1	SW3		
S	630	6	G 1/4"	42,0	26,0	17,0	19	17	GAI-S-06-G 1/4"-SC	16,37
S	630	6	G 3/8"			17,0	24	17	GAI-S-06-G 3/8"-SC	*
S	630	6	G 1/2"	48,0	31,0	20,0	27	17	GAI-S-06-G 1/2"-SC	*
S	630	8	G 1/4"	43,0	28,0	17,0	19	19	GAI-S-08-G 1/4"-SC	16,75
S	630	8	G 3/8"	44,0	27,0	17,0	24	19	GAI-S-08-G 3/8"-SC	22,24
S	630	8	G 1/2"	48,0	31,0	20,0	27	19	GAI-S-08-G 1/2"-SC	24,14
S	630	10	G 3/8"	45,0	26,5	17,0	24	22	GAI-S-10-G 3/8"-SC	22,03
S	630	10	G 1/2"	49,5	30,5	20,0	27	22	GAI-S-10-G 1/2"-SC	24,08
S	630	12	G 1/4"	46,0	27,5	17,0	22	24	GAI-S-12-G 1/4"-SC	23,85
S	630	12	G 3/8"	45,0	28,5	17,0	24	24	GAI-S-12-G 3/8"-SC	23,21
S	630	12	G 1/2"	50,0	30,5	20,0	27	24	GAI-S-12-G 1/2"-SC	24,36
S	630	14	G 3/8"	50,0	30,0	17,0	24	27	GAI-S-14-G 3/8"-SC	*
S	630	14	G 1/2"	52,0	32,0	20,0	27	27	GAI-S-14-G 1/2"-SC	29,68
S	400	15	G 3/8"	48,0	28,5	17,5	27	30	GAI-S-16-G 3/8"-SC	31,37
S	400	16	G 1/2"	53,0	31,5	20,0	27	30	GAI-S-16-G 1/2"-SC	31,37
S	400	20	G 1/2"	57,0	32,5	20,0	32	36	GAI-S-20-G 1/2"-SC	41,22
S	400	20	G 3/4"	60,0	34,5	22,0	32	36	GAI-S-20-G 3/4"-SC	45,01
S	400	25	G 3/4"	60,0	35,0	22,0	41	46	GAI-S-25-G 3/4"-SC	63,03
S	400	25	G 1"	66,5	37,5	24,5	41	46	GAI-S-25-G 1"-SC	63,03
S	400	30	G 1 1/4"	72,5	42,0	26,5	55	50	GAI-S-30-G 1 1/4"-SC	108,98
S	315	38	G 1 1/2"	79,5	43,5	28,5	60	60	GAI-S-38-G 1 1/2"-SC	133,48



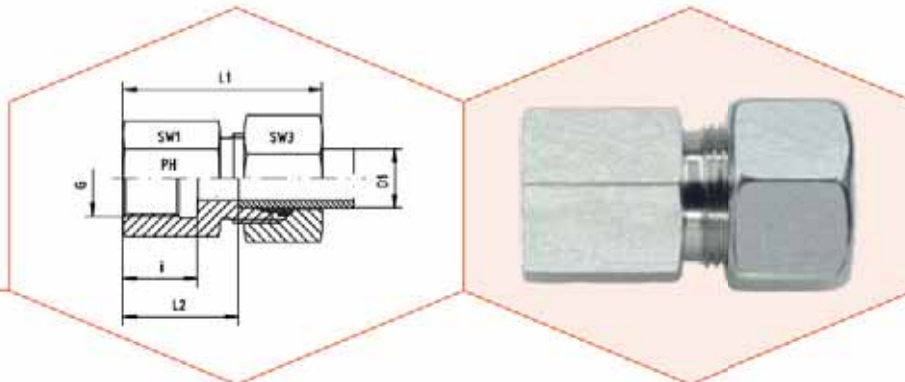
Gerade Aufschraub-Verschraubungsstutzen  
Innengewinde: Whitworth-Rohrgewinde - Zylindrisch

Female Stud Coupling Bodies  
Female Thread: BSP - Parallel

Reihe Series	Druck Pressure PN	Rohr A.D. Tube O.D. D1	Gewinde Thread G	Ca. Maße Approx. Dimensions				Bestellzeichen Order-Code OMD	Brutto-Preis Gross-Price Euro (€)
L	315	8	G 1/8"					GAI-L-06-G 1/8"-OMD	9,71
L	315	6	G 1/4"					GAI-L-06-G 1/4"-OMD	11,75
L	315	6	G 3/8"					GAI-L-06-G 3/8"-OMD	15,81
L	315	6	G 1/2"					GAI-L-06-G 1/2"-OMD	20,39
L	315	8	G 1/8"					GAI-L-08-G 1/8"-OMD	13,40
L	315	8	G 1/4"					GAI-L-08-G 1/4"-OMD	13,05
L	315	8	G 3/8"					GAI-L-08-G 3/8"-OMD	15,32
L	315	8	G 1/2"					GAI-L-08-G 1/2"-OMD	20,39
L	315	10	G 1/8"					GAI-L-10-G 1/8"-OMD	12,89
L	315	10	G 1/4"					GAI-L-10-G 1/4"-OMD	12,44
L	315	10	G 3/8"					GAI-L-10-G 3/8"-OMD	15,81
L	315	10	G 1/2"					GAI-L-10-G 1/2"-OMD	20,39
L	315	12	G 1/4"					GAI-L-12-G 1/4"-OMD	14,77
L	315	12	G 3/8"					GAI-L-12-G 3/8"-OMD	14,77
L	315	12	G 1/2"					GAI-L-12-G 1/2"-OMD	17,81
L	315	15	G 3/8"					GAI-L-15-G 3/8"-OMD	16,85
L	315	15	G 1/2"					GAI-L-15-G 1/2"-OMD	18,76
L	160	15	G 3/4"					GAI-L-15-G 3/4"-OMD	34,51
L	315	18	G 3/8"					GAI-L-18-G 3/8"-OMD	21,21
L	315	18	G 1/2"					GAI-L-18-G 1/2"-OMD	21,21
L	160	18	G 3/4"					GAI-L-18-G 3/4"-OMD	34,51
L	160	22	G 1/2"					GAI-L-22-G 1/2"-OMD	29,90
L	160	22	G 3/4"					GAI-L-22-G 3/4"-OMD	28,09
L	160	28	G 3/4"					GAI-L-28-G 3/4"-OMD	54,35
L	160	28	G 1"					GAI-L-28-G 1"-OMD	39,30
L	160	35	G 1 1/4"					GAI-L-35-G 1 1/4"-OMD	68,37
L	160	42	G 1 1/2"					GAI-L-42-G 1 1/2"-OMD	85,06

Reihe Series	Druck Pressure PN	Rohr A.D. Tube O.D. D1	Gewinde Thread G	Ca. Maße Approx. Dimensions				Bestellzeichen Order-Code OMD	Brutto-Preis Gross-Price Euro (€)
S	630	6	G 1/4"					GAI-S-06-G 1/4"-OMD	13,14
S	630	6	G 3/8"					GAI-S-06-G 3/8"-OMD	*
S	630	6	G 1/2"					GAI-S-06-G 1/2"-OMD	*
S	630	8	G 1/4"					GAI-S-08-G 1/4"-OMD	13,11
S	630	8	G 3/8"					GAI-S-08-G 3/8"-OMD	18,80
S	630	8	G 1/2"					GAI-S-08-G 1/2"-OMD	20,50
S	630	10	G 3/8"					GAI-S-10-G 3/8"-OMD	17,53
S	630	10	G 1/2"					GAI-S-10-G 1/2"-OMD	19,58
S	630	12	G 1/4"					GAI-S-12-G 1/4"-OMD	18,56
S	630	12	G 3/8"					GAI-S-12-G 3/8"-OMD	17,92
S	630	12	G 1/2"					GAI-S-12-G 1/2"-OMD	19,07
S	630	14	G 3/8"					GAI-S-14-G 3/8"-OMD	*
S	630	14	G 1/2"					GAI-S-14-G 1/2"-OMD	22,62
S	400	16	G 3/8"					GAI-S-16-G 3/8"-OMD	21,60
S	400	16	G 1/2"					GAI-S-16-G 1/2"-OMD	21,60
S	400	20	G 1/2"					GAI-S-20-G 1/2"-OMD	28,76
S	400	20	G 3/4"					GAI-S-20-G 3/4"-OMD	32,55
S	400	25	G 3/4"					GAI-S-25-G 3/4"-OMD	41,41
S	400	25	G 1"					GAI-S-25-G 1"-OMD	41,41
S	400	30	G 1 1/4"					GAI-S-30-G 1 1/4"-OMD	81,38
S	315	38	G 1 1/2"					GAI-S-38-G 1 1/2"-OMD	96,01



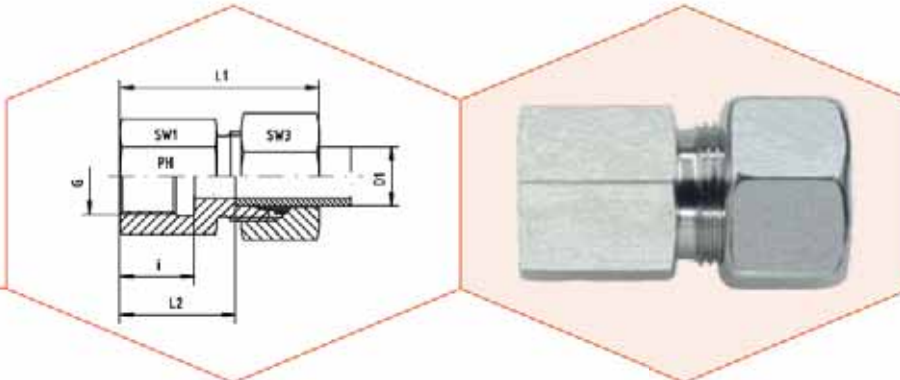


**Gerade Aufschraub-Verschraubungen**  
Innengewinde: Metrisches Feingewinde - Zylindrisch

**Female Stud Couplings**  
Female Thread: Metric - Parallel

Reihe Series	Druck Pressure PN	Rohr A.D. Tube O.D. D1	Gewinde Thread G	Ca. Maße Approx. Dimensions					Bestellzeichen Order-Code Standard	Brutto-Preis Gross-Price Euro (€)
				L1	L2	i	SW1	SW3		
L	315	6	M 10 x 1	34	19,5	12,5	14	14	GAI-L-06-M 10x1	14,11
L	315	8	M 12 x 1,5	39	24,0	17,0	17	17	GAI-L-08-M 12x1,5	16,62
L	315	10	M 14 x 1,5	40	25,0	17,0	19	19	GAI-L-10-M 14x1,5	19,45
L	315	12	M 16 x 1,5	41	26,0	17,0	22	22	GAI-L-12-M 16x1,5	23,16
L	315	15	M 18 x 1,5	43	28,0	17,0	24	27	GAI-L-15-M 18x1,5	32,85
L	315	18	M 22 x 1,5	46	29,5	19,0	30	32	GAI-L-18-M 22x1,5	35,59
L	160	22	M 26 x 1,5	51	34,5	21,0	32	36	GAI-L-22-M 26x1,5	42,08
L	180	28	M 33 x 2	54	37,5	24,0	41	41	GAI-L-28-M 33x2	61,36
L	160	35	M 42 x 2	62	40,5	26,0	50	50	GAI-L-35-M 42x2	103,79
L	180	42	M 48 x 2	65	42,0	28,0	55	60	GAI-L-42-M 48x2	137,74

Reihe Series	Druck Pressure PN	Rohr A.D. Tube O.D. D1	Gewinde Thread G	Ca. Maße Approx. Dimensions					Bestellzeichen Order-Code Standard	Brutto-Preis Gross-Price Euro (€)
				L1	L2	i	SW1	SW3		
S	630	6	M 12 x 1,5	41	26,0	17,0	17	17	GAI-S-06-M 12x1,5	16,82
S	630	8	M 14 x 1,5	41	26,0	17,0	19	19	GAI-S-08-M 14x1,5	19,15
S	630	10	M 16 x 1,5	43	26,5	17,0	22	22	GAI-S-10-M 16x1,5	23,32
S	630	12	M 18 x 1,5	44	27,5	17,0	24	24	GAI-S-12-M 18x1,5	27,56
S	630	14	M 20 x 1,5	49	31,0	19,0	27	27	GAI-S-14-M 20x1,5	33,49
S	400	16	M 22 x 1,5	49	30,5	19,0	30	30	GAI-S-16-M 22x1,5	36,76
S	400	20	M 27 x 2	56	34,5	22,0	32	36	GAI-S-20-M 27x2	47,04
S	400	25	M 33 x 2	61	37,0	24,0	41	46	GAI-S-25-M 33x2	65,96
S	400	30	M 42 x 2	68	41,5	26,0	50	50	GAI-S-30-M 42x2	108,40
S	315	38	M 48 x 2	74	43,0	28,0	55	60	GAI-S-38-M 48x2	140,10



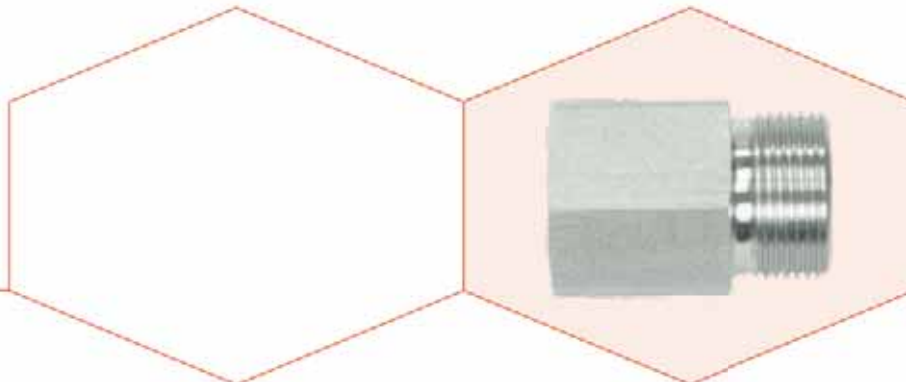
Gerade Aufschraub-Verschraubungen  
 Innengewinde: Metrisches Feingewinde - Zylindrisch

Female Stud Couplings  
 Female Thread: Metric - Parallel

Reihe Series	Druck Pressure PN	Rohr A.D. Tube O.D. D1	Gewinde Thread G	Ca. Maße Approx. Dimensions					Bestellzeichen Order-Code SC	Brutto-Preis Gross-Price Euro (€)
				L1	L2	i	SW1	SW3		
L	315	6	M 10 x 1	34	19,5	12,5	14	14	GAI-L-06-M 10x1-SC	14,43
L	315	8	M 12 x 1,5	39	24,0	17,0	17	17	GAI-L-08-M 12x1,5-SC	17,06
L	315	10	M 14 x 1,5	40	25,0	17,0	19	19	GAI-L-10-M 14x1,5-SC	19,89
L	315	12	M 16 x 1,5	41	26,0	17,0	22	22	GAI-L-12-M 16x1,5-SC	23,72
L	315	15	M 18 x 1,5	43	28,0	17,0	24	27	GAI-L-15-M 18x1,5-SC	33,93
L	315	18	M 22 x 1,5	46	29,5	19,0	30	32	GAI-L-18-M 22x1,5-SC	37,23
L	160	22	M 26 x 1,5	51	34,5	21,0	32	36	GAI-L-22-M 26x1,5-SC	43,84
L	160	28	M 33 x 2	54	37,5	24,0	41	41	GAI-L-28-M 33x2-SC	63,36
L	160	35	M 42 x 2	62	40,5	26,0	50	50	GAI-L-35-M 42x2-SC	107,51
L	160	42	M 48 x 2	65	42,0	28,0	55	60	GAI-L-42-M 48x2-SC	142,08

Reihe Series	Druck Pressure PN	Rohr A.D. Tube O.D. D1	Gewinde Thread G	Ca. Maße Approx. Dimensions					Bestellzeichen Order-Code SC	Brutto-Preis Gross-Price Euro (€)
				L1	L2	i	SW1	SW3		
S	630	6	M 12 x 1,5	41	26,0	17,0	17	17	GAI-S-06-M 12x1,5-SC	17,26
S	630	8	M 14 x 1,5	41	26,0	17,0	19	19	GAI-S-08-M 14x1,5-SC	19,59
S	630	10	M 16 x 1,5	43	26,5	17,0	22	22	GAI-S-10-M 16x1,5-SC	23,88
S	630	12	M 18 x 1,5	44	27,5	17,0	24	24	GAI-S-12-M 18x1,5-SC	28,40
S	630	14	M 20 x 1,5	49	31,0	19,0	27	27	GAI-S-14-M 20x1,5-SC	35,05
S	400	16	M 22 x 1,5	49	30,5	19,0	30	30	GAI-S-16-M 22x1,5-SC	38,32
S	400	20	M 27 x 2	56	34,5	22,0	32	36	GAI-S-20-M 27x2-SC	48,92
S	400	25	M 33 x 2	61	37,0	24,0	41	46	GAI-S-25-M 33x2-SC	68,96
S	400	30	M 42 x 2	68	41,5	26,0	50	50	GAI-S-30-M 42x2-SC	112,56
S	315	38	M 48 x 2	74	43,0	28,0	55	60	GAI-S-38-M 48x2-SC	145,74



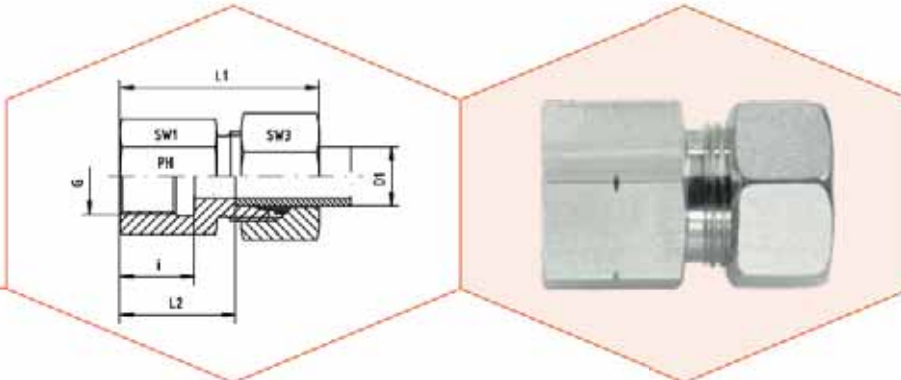


**Gerade Aufschraub-Verschraubungsstutzen**  
Innengewinde: Metrisches Feingewinde - Zylindrisch

**Female Stud Coupling Bodies**  
Female Thread: Metric - Parallel

Reihe Series	Druck Pressure PN	Rohr A.D. Tube O.D. D1	Gewinde Thread G	Ca. Maße Approx. Dimensions				Bestellzeichen Order-Code OMD	Brutto-Preis Gross-Price Euro (€)
L	315	6	M 10 x 1					GAI-L-06-M 10x1-OMD	11,80
L	315	8	M 12 x 1,5					GAI-L-08-M 12x1,5-OMD	13,82
L	315	10	M 14 x 1,5					GAI-L-10-M 14x1,5-OMD	16,09
L	315	12	M 16 x 1,5					GAI-L-12-M 16x1,5-OMD	19,27
L	315	15	M 18 x 1,5					GAI-L-15-M 18x1,5-OMD	27,71
L	315	18	M 22 x 1,5					GAI-L-18-M 22x1,5-OMD	26,97
L	160	22	M 26 x 1,5					GAI-L-22-M 26x1,5-OMD	31,77
L	180	28	M 33 x 2					GAI-L-28-M 33x2-OMD	46,51
L	160	35	M 42 x 2					GAI-L-35-M 42x2-OMD	82,68
L	180	42	M 48 x 2					GAI-L-42-M 48x2-OMD	110,31

Reihe Series	Druck Pressure PN	Rohr A.D. Tube O.D. D1	Gewinde Thread G	Ca. Maße Approx. Dimensions				Bestellzeichen Order-Code OMD	Brutto-Preis Gross-Price Euro (€)
S	630	6	M 12 x 1,5					GAI-S-06-M 12x1,5-OMD	14,03
S	630	8	M 14 x 1,5					GAI-S-08-M 14x1,5-OMD	15,95
S	630	10	M 16 x 1,5					GAI-S-10-M 16x1,5-OMD	19,38
S	630	12	M 18 x 1,5					GAI-S-12-M 18x1,5-OMD	23,11
S	630	14	M 20 x 1,5					GAI-S-14-M 20x1,5-OMD	27,99
S	400	16	M 22 x 1,5					GAI-S-16-M 22x1,5-OMD	28,55
S	400	20	M 27 x 2					GAI-S-20-M 27x2-OMD	36,46
S	400	25	M 33 x 2					GAI-S-25-M 33x2-OMD	47,34
S	400	30	M 42 x 2					GAI-S-30-M 42x2-OMD	84,96
S	315	38	M 48 x 2					GAI-S-38-M 48x2-OMD	108,29



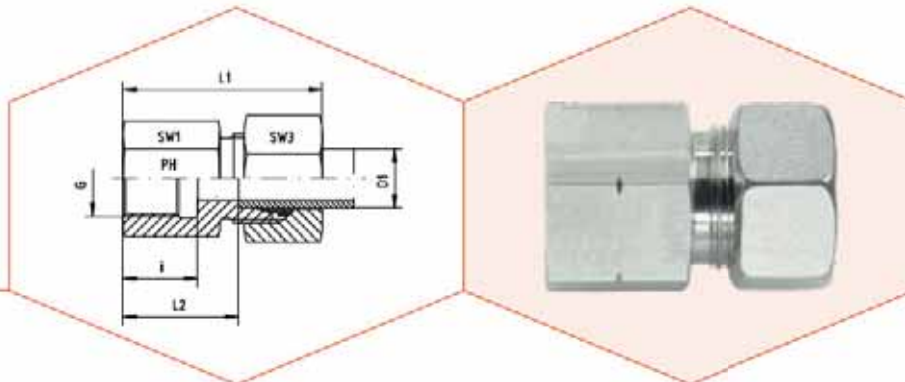
Gerade Aufschraub-Verschraubungen  
 Innengewinde: NPT

Female Stud Couplings  
 Female Thread: NPT

Reihe Series	Druck Pressure PN	Rohr A.D. Tube O.D. D1	Gewinde Thread G	Ca. Maße Approx. Dimensions					Bestellzeichen Order-Code Standard	Brutto-Preis Gross-Price Euro (€)
				L1	L2	i	SW1	SW3		
L	315	6	1/8" NPT	34	19,0	11,6	14	14	GAI-L-06-1/8"-NPT	16,71
L	315	6	1/4" NPT	38	23,5	16,4	19	14	GAI-L-06-1/4"-NPT	16,71
L	315	6	3/8" NPT			17,4	24	14	GAI-L-06-3/8"-NPT	*
L	315	8	1/4" NPT	38	23,5	16,4	19	17	GAI-L-08-1/4"-NPT	17,40
L	315	8	3/8" NPT			17,4	24	17	GAI-L-08-3/8"-NPT	*
L	315	10	1/4" NPT	39	24,0	16,4	19	19	GAI-L-10-1/4"-NPT	17,96
L	315	10	3/8" NPT	43	26,0	17,4	24	19	GAI-L-10-3/8"-NPT	21,89
L	315	10	1/2" NPT			22,6	27	19	GAI-L-10-1/2"-NPT	22,11
L	315	12	1/4" NPT			16,4	19	22	GAI-L-12-1/4"-NPT	18,49
L	315	12	3/8" NPT	42	27,0	17,4	24	22	GAI-L-12-3/8"-NPT	21,89
L	315	12	1/2" NPT	47	32,0	22,6	27	22	GAI-L-12-1/2"-NPT	23,01
L	315	15	3/8" NPT			17,4	24	27	GAI-L-15-3/8"-NPT	*
L	315	15	1/2" NPT	48	33,0	22,6	27	27	GAI-L-15-1/2"-NPT	29,89
L	315	18	1/2" NPT	49	32,5	22,6	27	27	GAI-L-18-1/2"-NPT	35,22
L	160	22	3/4" NPT	52	35,5	23,1	36	36	GAI-L-22-3/4"-NPT	62,51
L	160	28	1" NPT	57	40,5	27,8	41	41	GAI-L-28-1"-NPT	88,50
L	160	35	1 1/4" NPT	62	40,5	28,3	55	50	GAI-L-35-1 1/4"-NPT	121,06
L	160	42	1 1/2" NPT	65	42,0	28,3	60	60	GAI-L-42-1 1/2"-NPT	140,83

Reihe Series	Druck Pressure PN	Rohr A.D. Tube O.D. D1	Gewinde Thread G	Ca. Maße Approx. Dimensions					Bestellzeichen Order-Code Standard	Brutto-Preis Gross-Price Euro (€)
				L1	L2	i	SW1	SW3		
S	630	6	1/4" NPT	41	26,0	16,4	19	17	GAI-S-06-1/4"-NPT	19,04
S	630	8	1/4" NPT	41	26,0	16,4	19	19	GAI-S-08-1/4"-NPT	19,70
S	630	10	3/8" NPT	44	27,0	17,4	24	22	GAI-S-10-3/8"-NPT	21,94
S	630	12	3/8" NPT	44	27,5	17,4	24	24	GAI-S-12-3/8"-NPT	23,35
S	630	12	1/2" NPT	50	33,5	22,6	27	24	GAI-S-12-1/2"-NPT	31,05
S	630	14	1/2" NPT	53	35,0	22,6	27	27	GAI-S-14-1/2"-NPT	34,81
S	400	16	3/8" NPT	48	27,5	17,4	27	30	GAI-S-16-3/8"-NPT	34,81
S	400	16	1/2" NPT	50	34,5	22,6	27	30	GAI-S-16-1/2"-NPT	34,81
S	400	20	3/4" NPT	57	35,5	23,1	32	36	GAI-S-20-3/4"-NPT	68,48
S	400	25	1" NPT	65	41,0	27,8	41	46	GAI-S-25-1"-NPT	98,52
S	400	30	1 1/4" NPT	70	43,5	28,3	55	50	GAI-S-30-1 1/4"-NPT	147,00
S	315	38	1 1/2" NPT	74	43,0	28,3	60	60	GAI-S-38-1 1/2"-NPT	158,90



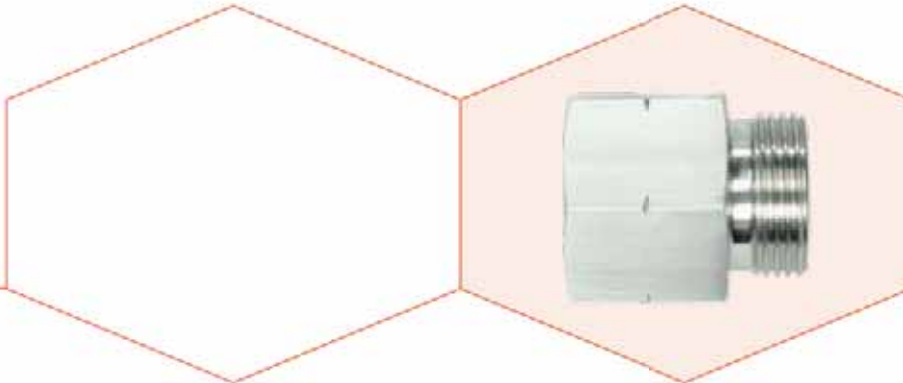


Gerade Aufsraub-Verschraubungen  
Innengewinde: NPT

Female Stud Couplings  
Female Thread: NPT

Reihe Series	Druck Pressure PN	Rohr A.D. Tube O.D. D1	Gewinde Thread G	Ca. Maße Approx. Dimensions					Bestellzeichen Order-Code SC	Brutto-Preis Gross-Price Euro (€)
				L1	L2	i	SW1	SW3		
L	315	6	1/8" NPT	34	19,0	11,6	14	14	GAI-L-06-1/8"-NPT-SC	17,03
L	315	6	1/4" NPT	38	23,5	16,4	19	14	GAI-L-06-1/4"-NPT-SC	17,03
L	315	6	3/8" NPT			17,4	24	14	GAI-L-06-3/8"-NPT-SC	*
L	315	8	1/4" NPT	38	23,5	16,4	19	17	GAI-L-08-1/4"-NPT-SC	17,84
L	315	8	3/8" NPT			17,4	24	17	GAI-L-08-3/8"-NPT-SC	*
L	315	10	1/4" NPT	39	24,0	16,4	19	19	GAI-L-10-1/4"-NPT-SC	18,40
L	315	10	3/8" NPT			17,4	24	19	GAI-L-10-3/8"-NPT-SC	22,45
L	315	10	1/2" NPT			22,6	27	19	GAI-L-10-1/2"-NPT-SC	22,55
L	315	12	1/4" NPT			16,4	19	22	GAI-L-12-1/4"-NPT-SC	19,05
L	315	12	3/8" NPT	42	27,0	17,4	24	22	GAI-L-12-3/8"-NPT-SC	22,45
L	315	12	1/2" NPT	47	32,0	22,6	27	22	GAI-L-12-1/2"-NPT-SC	23,57
L	315	15	3/8" NPT			17,4	24	27	GAI-L-15-3/8"-NPT-SC	*
L	315	15	1/2" NPT	48	33,0	22,6	27	27	GAI-L-15-1/2"-NPT-SC	30,97
L	315	18	1/2" NPT	49	32,5	22,6	27	27	GAI-L-18-1/2"-NPT-SC	36,86
L	160	22	3/4" NPT	52	35,5	23,1	36	36	GAI-L-22-3/4"-NPT-SC	64,27
L	160	28	1" NPT	57	40,5	27,8	41	41	GAI-L-28-1"-NPT-SC	90,50
L	160	35	1 1/4" NPT	62	40,5	28,3	55	50	GAI-L-35-1 1/4"-NPT-SC	124,78
L	160	42	1 1/2" NPT	65	42,0	28,3	60	60	GAI-L-42-1 1/2"-NPT-SC	145,15

Reihe Series	Druck Pressure PN	Rohr A.D. Tube O.D. D1	Gewinde Thread G	Ca. Maße Approx. Dimensions					Bestellzeichen Order-Code SC	Brutto-Preis Gross-Price Euro (€)
				L1	L2	i	SW1	SW3		
S	630	6	1/4" NPT	41	26,0	16,4	19	17	GAI-S-06-1/4"-NPT-SC	19,48
S	630	8	1/4" NPT	41	26,0	16,4	19	19	GAI-S-08-1/4"-NPT-SC	20,14
S	630	10	3/8" NPT	44	27,0	17,4	24	22	GAI-S-10-3/8"-NPT-SC	22,50
S	630	12	3/8" NPT	44	27,5	17,4	24	24	GAI-S-12-3/8"-NPT-SC	24,19
S	630	12	1/2" NPT	50	33,5	22,6	27	24	GAI-S-12-1/2"-NPT-SC	31,89
S	630	14	1/2" NPT	53	35,0	22,6	27	27	GAI-S-14-1/2"-NPT-SC	*
S	400	16	3/8" NPT	48	27,5	17,4	27	30	GAI-S-16-3/8"-NPT-SC	36,37
S	400	16	1/2" NPT	50	34,5	22,6	27	30	GAI-S-16-1/2"-NPT-SC	36,37
S	400	20	3/4" NPT	57	35,5	23,1	32	36	GAI-S-20-3/4"-NPT-SC	70,36
S	400	25	1" NPT	65	41,0	27,8	41	46	GAI-S-25-1"-NPT-SC	101,52
S	400	30	1 1/4" NPT	70	43,5	28,3	55	50	GAI-S-30-1 1/4"-NPT-SC	*
S	315	38	1 1/2" NPT	74	43,0	28,3	60	60	GAI-S-38-1 1/2"-NPT-SC	164,54



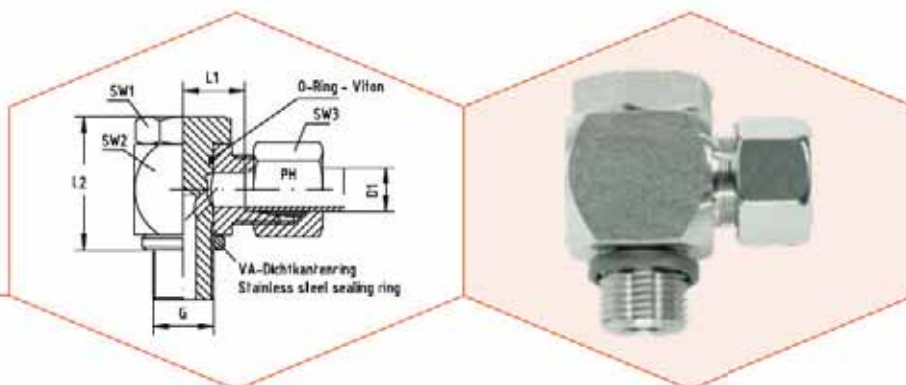
Gerade Aufschraub-Verschraubungsstutzen  
Innengewinde: NPT

Female Stud Coupling Bodies  
Female Thread: NPT

Reihe Series	Druck Pressure PN	Rohr A.D. Tube O.D. D1	Gewinde Thread G	Ca. Maße Approx. Dimensions				Bestellzeichen Order-Code OMD	Brutto-Preis Gross-Price Euro (€)
L	315	6	1/8" NPT					GAI-L-06-1/8"-NPT-OMD	14,40
L	315	6	1/4" NPT					GAI-L-06-1/4"-NPT-OMD	14,40
L	315	6	3/8" NPT					GAI-L-06-3/8"-NPT-OMD	*
L	315	8	1/4" NPT					GAI-L-08-1/4"-NPT-OMD	14,60
L	315	8	3/8" NPT					GAI-L-08-3/8"-NPT-OMD	*
L	315	10	1/4" NPT					GAI-L-10-1/4"-NPT-OMD	14,60
L	315	10	3/8" NPT					GAI-L-10-3/8"-NPT-OMD	18,53
L	315	10	1/2" NPT					GAI-L-10-1/2"-NPT-OMD	18,75
L	315	12	1/4" NPT					GAI-L-12-1/4"-NPT-OMD	14,60
L	315	12	3/8" NPT					GAI-L-12-3/8"-NPT-OMD	18,00
L	315	12	1/2" NPT					GAI-L-12-1/2"-NPT-OMD	19,12
L	315	15	3/8" NPT					GAI-L-15-3/8"-NPT-OMD	*
L	315	15	1/2" NPT					GAI-L-15-1/2"-NPT-OMD	24,75
L	315	18	1/2" NPT					GAI-L-18-1/2"-NPT-OMD	26,60
L	160	22	3/4" NPT					GAI-L-22-3/4"-NPT-OMD	52,20
L	160	28	1" NPT					GAI-L-28-1"-NPT-OMD	73,65
L	160	35	1 1/4" NPT					GAI-L-35-1 1/4"-NPT-OMD	99,95
L	160	42	1 1/2" NPT					GAI-L-42-1 1/2"-NPT-OMD	113,40

Reihe Series	Druck Pressure PN	Rohr A.D. Tube O.D. D1	Gewinde Thread G	Ca. Maße Approx. Dimensions				Bestellzeichen Order-Code OMD	Brutto-Preis Gross-Price Euro (€)
S	630	6	1/4" NPT					GAI-S-06-1/4"-NPT-OMD	16,25
S	630	8	1/4" NPT					GAI-S-08-1/4"-NPT-OMD	16,50
S	630	10	3/8" NPT					GAI-S-10-3/8"-NPT-OMD	18,00
S	630	12	3/8" NPT					GAI-S-12-3/8"-NPT-OMD	18,90
S	630	12	1/2" NPT					GAI-S-12-1/2"-NPT-OMD	26,60
S	630	14	1/2" NPT					GAI-S-14-1/2"-NPT-OMD	*
S	400	16	3/8" NPT					GAI-S-16-3/8"-NPT-OMD	26,60
S	400	16	1/2" NPT					GAI-S-16-1/2"-NPT-OMD	26,60
S	400	20	3/4" NPT					GAI-S-20-3/4"-NPT-OMD	57,90
S	400	25	1" NPT					GAI-S-25-1"-NPT-OMD	79,90
S	400	30	1 1/4" NPT					GAI-S-30-1 1/4"-NPT-OMD	*
S	315	38	1 1/2" NPT					GAI-S-38-1 1/2"-NPT-OMD	127,09





**Winkel-Schwenkverschraubungen**

Mit VA-Dichtkanteerring für Ausdehnung DIN 3852 (schmal)

Auf Anfrage: Mit gekammertem Weichdichtung -  
Rubrik 8.234 und 8.235

Einschraubgewinde G: Whitworth-Rohrgewinde - Zylindrisch

**Banjo Elbows**

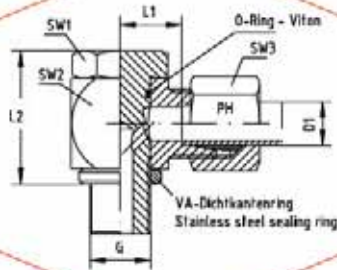
With Stainless Steel Sealing Ring for DIN 3853 (small)

On Request: With Bonded Seal Ring - Category 8.234 and 8.235  
Thread G: BSP - Parallel

Reihe Series	Druck Pressure PN	Rohr A.D. Tube O.D. D1	Gewinde Thread G	Ca. Maße Approx. Dimensions					Bestellzeichen Order-Code Standard	Brutto-Preis Gross-Price Euro (€)
				L1	L2	SW1	SW2	SW3		
LL	100	4	G 1/8"	11,0	24	17	18	10	WHV-LL-04-G 1/8"	77,46
LL	100	6	G 1/8"	11,5	24	17	18	12	WHV-LL-06-G 1/8"	77,46
LL	100	8	G 1/8"	11,5	24	17	18	14	WHV-LL-08-G 1/8"	79,15

Reihe Series	Druck Pressure PN	Rohr A.D. Tube O.D. D1	Gewinde Thread G	Ca. Maße Approx. Dimensions					Bestellzeichen Order-Code Standard	Brutto-Preis Gross-Price Euro (€)
				L1	L2	SW1	SW2	SW3		
L	500	6	G 1/8"	12,0	24	17	18	14	WHV-L-06-G 1/8"	76,69
L	400	8	G 1/4"	14,5	30	19	22	17	WHV-L-08-G 1/4"	81,81
L	350	10	G 1/4"	15,5	30	19	22	19	WHV-L-10-G 1/4"	89,48
L	350	10	G 3/8"	17,5	35	24	27	19	WHV-L-10-G 3/8"	117,40
L	350	12	G 1/4"	15,5	30	19	22	22	WHV-L-12-G 1/4"	117,40
L	350	12	G 3/8"	18,0	36	24	27	22	WHV-L-12-G 3/8"	107,37
L	315	12	G 1/2"	21,5	45	30	32	22	WHV-L-12-G 1/2"	130,38
L	315	15	G 1/2"	21,5	45	30	32	27	WHV-L-15-G 1/2"	130,38
L	315	18	G 1/2"	21,0	45	30	32	32	WHV-L-18-G 1/2"	166,17
L	200	22	G 3/4"	27,5	53	36	40	36	WHV-L-22-G 3/4"	258,21
L	200	28	G 1"	32,0	66	46	50	41	WHV-L-28-G 1"	383,47
L	200	35	G 1 1/4"	36,0	76	55	60	50	WHV-L-35-G 1 1/4"	567,54
L	200	42	G 1 1/2"	40,5	87	60	70	60	WHV-L-42-G 1 1/2"	802,74

Reihe Series	Druck Pressure PN	Rohr A.D. Tube O.D. D1	Gewinde Thread G	Ca. Maße Approx. Dimensions					Bestellzeichen Order-Code Standard	Brutto-Preis Gross-Price Euro (€)
				L1	L2	SW1	SW2	SW3		
S	500	6	G 1/4"	16,5	30	19	22	17	WHV-S-06-G 1/4"	84,36
S	450	8	G 1/4"	16,5	30	19	22	19	WHV-S-08-G 1/4"	92,03
S	400	10	G 1/4"	16,5	30	19	22	22	WHV-S-10-G 1/4"	115,90
S	400	10	G 3/8"	18,5	36	24	27	22	WHV-S-10-G 3/8"	104,82
S	400	12	G 3/8"	18,5	36	24	27	24	WHV-S-12-G 3/8"	117,60
S	400	14	G 1/2"	22,5	45	30	32	27	WHV-S-14-G 1/2"	138,05
S	400	16	G 1/2"	22,0	45	30	32	30	WHV-S-16-G 1/2"	171,29
S	400	20	G 3/4"	26,5	53	36	40	36	WHV-S-20-G 3/4"	260,76
S	250	25	G 1"	31,5	66	46	50	46	WHV-S-25-G 1"	411,60
S	250	30	G 1 1/4"	37,0	76	55	60	50	WHV-S-30-G 1 1/4"	608,45
S	250	38	G 1 1/2"	41,5	87	60	70	60	WHV-S-38-G 1 1/2"	856,43


**Winkel-Schwenkverschraubungen**

Mit VA-Dichtkantenring für Ausdehnung DIN 3852 (schmal)  
Auf Anfrage: Mit gekammertem Weichdichting -  
 Rubrik 8.234 und 8.235  
 Einschraubgewinde G: Whitworth-Rohrgewinde - Zylindrisch

**Banjo Elbows**

With Stainless Steel Sealing Ring for DIN 3853 (small)  
On Request: With Bonded Seal Ring - Category 8.234 and 8.235  
 Thread G: BSP - Parallel

Reihe Series	Druck Pressure PN	Rohr A.D. Tube O.D. D1	Gewinde Thread G	Ca. Maße Approx. Dimensions					Bestellzeichen Order-Code SC	Brutto-Preis Gross-Price Euro (€)
				L1	L2	SW1	SW2	SW3		
L	500	6	G 1/8"	12,0	24	17	18	14	WHV-L-06-G 1/8"-SC	77,01
L	400	8	G 1/4"	14,5	30	19	22	17	WHV-L-08-G 1/4"-SC	82,25
L	350	10	G 1/4"	15,5	30	19	22	19	WHV-L-10-G 1/4"-SC	89,92
L	350	10	G 3/8"	17,5	35	24	27	19	WHV-L-10-G 3/8"-SC	117,96
L	350	12	G 1/4"	15,5	30	19	22	22	WHV-L-12-G 1/4"-SC	117,96
L	350	12	G 3/8"	18,0	36	24	27	22	WHV-L-12-G 3/8"-SC	107,93
L	315	12	G 1/2"	21,5	45	30	32	22	WHV-L-12-G 1/2"-SC	131,46
L	315	15	G 1/2"	21,5	45	30	32	27	WHV-L-15-G 1/2"-SC	131,48
L	315	18	G 1/2"	21,0	45	30	32	32	WHV-L-18-G 1/2"-SC	167,81
L	200	22	G 3/4"	27,5	53	36	40	36	WHV-L-22-G 3/4"-SC	259,97
L	200	28	G 1"	32,0	66	46	50	41	WHV-L-28-G 1"-SC	385,47
L	200	35	G 1 1/4"	38,0	76	55	60	50	WHV-L-35-G 1 1/4"-SC	571,26
L	200	42	G 1 1/2"	40,5	87	60	70	60	WHV-L-42-G 1 1/2"-SC	807,06

Reihe Series	Druck Pressure PN	Rohr A.D. Tube O.D. D1	Gewinde Thread G	Ca. Maße Approx. Dimensions					Bestellzeichen Order-Code SC	Brutto-Preis Gross-Price Euro (€)
				L1	L2	SW1	SW2	SW3		
S	500	6	G 1/4"	16,5	30	19	22	17	WHV-S-06-G 1/4"-SC	84,80
S	450	8	G 1/4"	16,5	30	19	22	19	WHV-S-08-G 1/4"-SC	92,47
S	400	10	G 1/4"	18,5	30	19	22	22	WHV-S-10-G 1/4"-SC	116,48
S	400	10	G 3/8"	18,5	36	24	27	22	WHV-S-10-G 3/8"-SC	105,38
S	400	12	G 3/8"	18,5	36	24	27	24	WHV-S-12-G 3/8"-SC	118,44
S	400	14	G 1/2"	22,5	45	30	32	27	WHV-S-14-G 1/2"-SC	139,61
S	400	16	G 1/2"	22,0	45	30	32	30	WHV-S-16-G 1/2"-SC	172,85
S	400	20	G 3/4"	26,5	53	36	40	36	WHV-S-20-G 3/4"-SC	262,64
S	250	25	G 1"	31,5	66	46	50	46	WHV-S-25-G 1"-SC	414,80
S	250	30	G 1 1/4"	37,0	76	55	60	50	WHV-S-30-G 1 1/4"-SC	612,61
S	250	38	G 1 1/2"	41,5	87	60	70	60	WHV-S-38-G 1 1/2"-SC	862,07





**Winkel-Schwenkverschraubungen**

Mit VA-Dichtkantenring für Ausdrehung DIN 3852 (schmal)

Auf Anfrage: Mit gekammertem Weichdichtring -

Rubrik 8.234 und 8.235

Einschraubgewinde G: Whitworth-Rohrgewinde - Zylindrisch

**Banjo Elbows**

With Stainless Steel Sealing Ring for DIN 3853 (small)

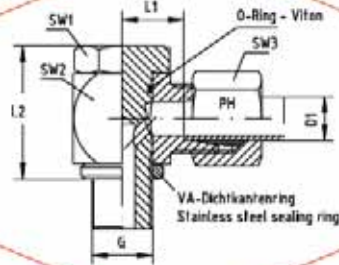
On Request: With Bonded Seal Ring - Category 8.234 and 8.235

Thread G: BSP - Parallel

Reihe Series	Druck Pressure PN	Rohr A.D. Tube O.D. D1	Gewinde Thread G	Ca. Maße Approx. Dimensions				Bestellzeichen Order-Code OMD	Brutto-Preis Gross-Price Euro (€)
LL	100	4	G 1/8"					WHV-LL-04-G 1/8"-OMD	74,80
LL	100	6	G 1/8"					WHV-LL-06-G 1/8"-OMD	74,42
LL	100	8	G 1/8"					WHV-LL-08-G 1/8"-OMD	75,65

Reihe Series	Druck Pressure PN	Rohr A.D. Tube O.D. D1	Gewinde Thread G	Ca. Maße Approx. Dimensions				Bestellzeichen Order-Code OMD	Brutto-Preis Gross-Price Euro (€)
L	500	6	G 1/8"					WHV-L-06-G 1/8"-OMD	74,38
L	400	8	G 1/4"					WHV-L-08-G 1/4"-OMD	79,01
L	350	10	G 1/4"					WHV-L-10-G 1/4"-OMD	88,12
L	350	12	G 3/8"					WHV-L-10-G 3/8"-OMD	113,51
L	350	12	G 1/4"					WHV-L-12-G 1/4"-OMD	113,51
L	350	12	G 3/8"					WHV-L-12-G 3/8"-OMD	103,48
L	315	12	G 1/2"					WHV-L-12-G 1/2"-OMD	125,24
L	315	15	G 1/2"					WHV-L-15-G 1/2"-OMD	125,24
L	315	18	G 1/2"					WHV-L-18-G 1/2"-OMD	157,55
L	200	22	G 3/4"					WHV-L-22-G 3/4"-OMD	247,90
L	200	28	G 1"					WHV-L-28-G 1"-OMD	368,62
L	200	35	G 1 1/4"					WHV-L-35-G 1 1/4"-OMD	546,43
L	200	42	G 1 1/2"					WHV-L-42-G 1 1/2"-OMD	775,31

Reihe Series	Druck Pressure PN	Rohr A.D. Tube O.D. D1	Gewinde Thread G	Ca. Maße Approx. Dimensions				Bestellzeichen Order-Code OMD	Brutto-Preis Gross-Price Euro (€)
S	500	6	G 1/4"					WHV-S-06-G 1/4"-OMD	81,57
S	450	8	G 1/4"					WHV-S-08-G 1/4"-OMD	88,83
S	400	10	G 1/4"					WHV-S-10-G 1/4"-OMD	111,96
S	400	10	G 3/8"					WHV-S-10-G 3/8"-OMD	100,88
S	400	12	G 3/8"					WHV-S-12-G 3/8"-OMD	113,15
S	400	14	G 1/2"					WHV-S-14-G 1/2"-OMD	132,55
S	400	16	G 1/2"					WHV-S-16-G 1/2"-OMD	163,08
S	400	20	G 3/4"					WHV-S-20-G 3/4"-OMD	250,18
S	250	25	G 1"					WHV-S-25-G 1"-OMD	392,88
S	250	30	G 1 1/4"					WHV-S-30-G 1 1/4"-OMD	585,01
S	250	38	G 1 1/2"					WHV-S-38-G 1 1/2"-OMD	824,62



**Winkel-Schwenkverschraubungen**  
 Mit VA-Dichtkantenring für Ausdehnung DIN 3852 (schmal)  
*Auf Anfrage:* Mit gekamertem Weichdichttring -  
 Rubrik 8.234 und 8.235  
 Einschraubgewinde G: Metrisches Feingewinde - Zylindrisch

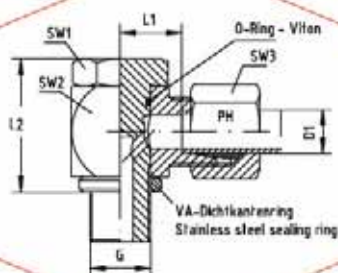
**Banjo Elbows**  
 With Stainless Steel Sealing Ring for DIN 3852 (small)  
*On Request:* With Bonded Seal Ring - Category 8.234 and 8.235  
 Thread G: Metric - Parallel

Reihe Series	Druck Pressure PN	Rohr A.D. Tube O.D. D1	Gewinde Thread G	Ca. Maße Approx. Dimensions					Bestellzeichen Order-Code Standard	Brutto-Preis Gross-Price Euro (€)
				L1	L2	SW1	SW2	SW3		
LL	100	4	M 8 x 1	11,0	24,0	17	18	10	WHV-LL-04-M 8x1	80,53
LL	100	6	M 10 x 1	11,5	24,0	17	18	12	WHV-LL-06-M 10x1	80,53
LL	100	8	M 10 x 1	11,5	24,0	17	18	14	WHV-LL-08-M 10x1	80,53

Reihe Series	Druck Pressure PN	Rohr A.D. Tube O.D. D1	Gewinde Thread G	Ca. Maße Approx. Dimensions					Bestellzeichen Order-Code Standard	Brutto-Preis Gross-Price Euro (€)
				L1	L2	SW1	SW2	SW3		
L	500	6	M 10 x 1	12,0	24,0	17	18	14	WHV-L-06-M 10x1	79,25
L	400	8	M 12 x 1,5	14,5	30,0	19	22	17	WHV-L-08-M 12x1,5	84,36
L	350	10	M 14 x 1,5	15,5	30,0	19	22	19	WHV-L-10-M 14x1,5	89,40
L	315	12	M 16 x 1,5	18,0	36,0	24	27	22	WHV-L-12-M 16x1,5	102,26
L	315	15	M 18 x 1,5	20,5	39,5	27	30	27	WHV-L-15-M 18x1,5	130,38
L	315	18	M 22 x 1,5	21,0	45,0	30	32	32	WHV-L-18-M 22x1,5	163,62
L	200	22	M 26 x 1,5	27,5	53,0	36	40	36	WHV-L-22-M 26x1,5	258,21
L	200	28	M 33 x 2	32,0	66,0	46	50	41	WHV-L-28-M 33x2	393,70
L	200	35	M 42 x 2	36,0	76,0	55	60	50	WHV-L-35-M 42x2	595,66
L	200	42	M 48 x 2	40,5	87,0	60	70	60	WHV-L-42-M 48x2	851,31

Reihe Series	Druck Pressure PN	Rohr A.D. Tube O.D. D1	Gewinde Thread G	Ca. Maße Approx. Dimensions					Bestellzeichen Order-Code Standard	Brutto-Preis Gross-Price Euro (€)
				L1	L2	SW1	SW2	SW3		
S	500	6	M 12 x 1,5	16,5	30,0	19	22	17	WHV-S-06-M 12x1,5	84,36
S	450	8	M 14 x 1,5	16,5	30,0	19	22	19	WHV-S-08-M 14x1,5	92,03
S	400	10	M 16 x 1,5	18,5	36,0	24	27	22	WHV-S-10-M 16x1,5	104,82
S	400	12	M 18 x 1,5	20,0	39,5	27	30	24	WHV-S-12-M 18x1,5	120,16
S	400	14	M 20 x 1,5	22,5	43,5	30	32	27	WHV-S-14-M 20x1,5	140,61
S	400	16	M 22 x 1,5	22,0	45,0	30	32	30	WHV-S-16-M 22x1,5	178,95
S	400	20	M 27 x 2	26,5	53,0	36	40	36	WHV-S-20-M 27x2	263,32
S	250	25	M 33 x 2	31,5	66,0	46	50	46	WHV-S-25-M 33x2	378,36
S	250	30	M 42 x 2	37,0	76,0	55	60	50	WHV-S-30-M 42x2	616,12
S	250	38	M 48 x 2	41,5	87,0	60	70	60	WHV-S-38-M 48x2	892,22





**Winkel-Schwenkverschraubungen**

Mit VA-Dichtkantenring für Ausdehnung DIN 3852 (schmal)

Auf Anfrage: Mit gekammertem Weichdichtung -  
Rubrik 8.234 und 8.235

Einschraubgewinde G: Metrisches Feingewinde - Zylindrisch

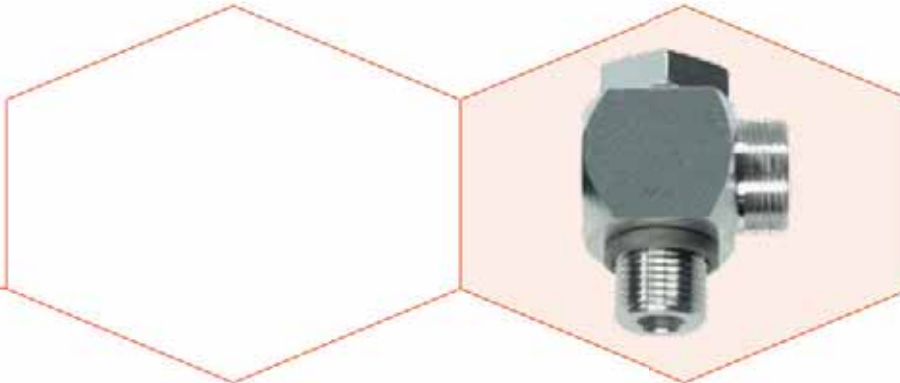
**Banjo Elbows**

With Stainless Steel Sealing Ring for DIN 3852 (small)

On Request: With Bonded Seal Ring - Category 8.234 and 8.235  
Thread G: Metric - Parallel

Reihe Series	Druck Pressure PN	Rohr A.D. Tube O.D. D1	Gewinde Thread G	Ca. Maße Approx. Dimensions					Bestellzeichen Order-Code SC	Brutto-Preis Gross-Price Euro (€)
				L1	L2	SW1	SW2	SW3		
L	500	6	M 10 x 1	12,0	24,0	17	18	14	WHV-L-06-M 10x1-SC	79,57
L	400	8	M 12 x 1,5	14,5	30,0	19	22	17	WHV-L-08-M 12x1,5-SC	84,80
L	350	10	M 14 x 1,5	15,5	30,0	19	22	19	WHV-L-10-M 14x1,5-SC	89,92
L	315	12	M 16 x 1,5	18,0	36,0	24	27	22	WHV-L-12-M 16x1,5-SC	102,82
L	315	15	M 18 x 1,5	20,5	39,5	27	30	27	WHV-L-15-M 18x1,5-SC	131,46
L	315	18	M 22 x 1,5	21,0	45,0	30	32	32	WHV-L-18-M 22x1,5-SC	165,26
L	200	22	M 26 x 1,5	27,5	53,0	36	40	36	WHV-L-22-M 26x1,5-SC	259,97
L	200	28	M 33 x 2	32,0	66,0	46	50	41	WHV-L-28-M 33x2-SC	395,70
L	200	35	M 42 x 2	36,0	76,0	55	60	50	WHV-L-35-M 42x2-SC	599,38
L	200	42	M 48 x 2	40,5	87,0	60	70	60	WHV-L-42-M 48x2-SC	855,63

Reihe Series	Druck Pressure PN	Rohr A.D. Tube O.D. D1	Gewinde Thread G	Ca. Maße Approx. Dimensions					Bestellzeichen Order-Code SC	Brutto-Preis Gross-Price Euro (€)
				L1	L2	SW1	SW2	SW3		
S	500	6	M 12 x 1,5	16,5	30,0	19	22	17	WHV-S-06-M 12x1,5-SC	84,80
S	450	8	M 14 x 1,5	16,5	30,0	19	22	19	WHV-S-08-M 14x1,5-SC	92,47
S	400	10	M 16 x 1,5	18,5	36,0	24	27	22	WHV-S-10-M 16x1,5-SC	105,38
S	400	12	M 18 x 1,5	20,0	39,5	27	30	24	WHV-S-12-M 18x1,5-SC	121,00
S	400	14	M 20 x 1,5	22,5	43,5	30	32	27	WHV-S-14-M 20x1,5-SC	142,17
S	400	16	M 22 x 1,5	22,0	45,0	30	32	30	WHV-S-16-M 22x1,5-SC	180,51
S	400	20	M 27 x 2	26,5	53,0	36	40	36	WHV-S-20-M 27x2-SC	265,20
S	250	25	M 33 x 2	31,5	66,0	46	50	46	WHV-S-25-M 33x2-SC	381,36
S	250	30	M 42 x 2	37,0	76,0	55	60	50	WHV-S-30-M 42x2-SC	620,28
S	250	38	M 48 x 2	41,5	87,0	60	70	60	WHV-S-38-M 48x2-SC	897,86



**Winkel-Schwenkverschraubungen**  
 Mit VA-Dichtkantenring für Ausdrehung DIN 3852 (schmal)  
*Auf Anfrage:* Mit gekamertem Weichdichtring -  
 Rubrik 8.234 und 8.235  
 Einschraubgewinde G: Metrisches Feingewinde - Zylindrisch

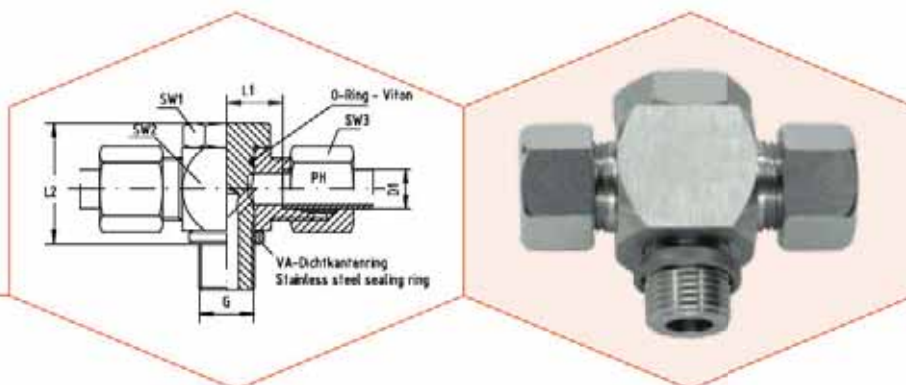
**Banjo Elbows**  
 With Stainless Steel Sealing Ring for DIN 3852 (small)  
*On Request:* With Bonded Seal Ring - Category 8.234 and 8.235  
 Thread G: Metric - Parallel

Reihe Series	Druck Pressure PN	Rohr A.D. Tube O.D. D1	Gewinde Thread G	Ca. Maße Approx. Dimensions				Bestellzeichen Order-Code OMD	Brutto-Preis Gross-Price Euro (€)
LL	100	4	M 8 x 1					WHV-LL-04-M 8x1-OMD	77,87
LL	100	6	M 10 x 1					WHV-LL-06-M 10x1-OMD	77,49
LL	100	8	M 10 x 1					WHV-LL-08-M 10x1-OMD	77,03

Reihe Series	Druck Pressure PN	Rohr A.D. Tube O.D. D1	Gewinde Thread G	Ca. Maße Approx. Dimensions				Bestellzeichen Order-Code OMD	Brutto-Preis Gross-Price Euro (€)
L	500	6	M 10 x 1					WHV-L-06-M 10x1-OMD	76,94
L	400	8	M 12 x 1,5					WHV-L-08-M 12x1,5-OMD	81,56
L	350	10	M 14 x 1,5					WHV-L-10-M 14x1,5-OMD	86,12
L	315	12	M 16 x 1,5					WHV-L-12-M 16x1,5-OMD	98,37
L	315	15	M 18 x 1,5					WHV-L-15-M 18x1,5-OMD	125,24
L	315	18	M 22 x 1,5					WHV-L-18-M 22x1,5-OMD	155,00
L	200	22	M 26 x 1,5					WHV-L-22-M 26x1,5-OMD	247,90
L	200	28	M 33 x 2					WHV-L-28-M 33x2-OMD	378,85
L	200	35	M 42 x 2					WHV-L-35-M 42x2-OMD	574,55
L	200	42	M 48 x 2					WHV-L-42-M 48x2-OMD	823,88

Reihe Series	Druck Pressure PN	Rohr A.D. Tube O.D. D1	Gewinde Thread G	Ca. Maße Approx. Dimensions				Bestellzeichen Order-Code OMD	Brutto-Preis Gross-Price Euro (€)
S	500	6	M 12 x 1,5					WHV-S-06-M 12x1,5-OMD	81,57
S	450	8	M 14 x 1,5					WHV-S-08-M 14x1,5-OMD	88,83
S	400	10	M 16 x 1,5					WHV-S-10-M 16x1,5-OMD	100,88
S	400	12	M 18 x 1,5					WHV-S-12-M 18x1,5-OMD	115,71
S	400	14	M 20 x 1,5					WHV-S-14-M 20x1,5-OMD	135,11
S	400	16	M 22 x 1,5					WHV-S-16-M 22x1,5-OMD	170,74
S	400	20	M 27 x 2					WHV-S-20-M 27x2-OMD	252,74
S	250	25	M 33 x 2					WHV-S-25-M 33x2-OMD	359,74
S	250	30	M 42 x 2					WHV-S-30-M 42x2-OMD	592,88
S	250	38	M 48 x 2					WHV-S-38-M 48x2-OMD	860,41





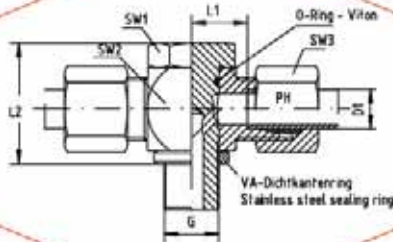
**T-Schwenkverschraubungen**  
Mit VA-Dichtkantenring für Ausdehnung DIN 3852 (schmal)  
Auf Anfrage: Mit gekammertem Weichdichtung -  
Rubrik 8.234 und 8.235  
Einschraubgewinde G: Whitworth-Rohrgewinde - Zylindrisch

**Banjo Tees**  
With Stainless Steel Sealing Ring for DIN 3852 (small)  
On Request: With Bonded Seal Ring - Category 8.234 and 8.235  
Thread G: BSP - Parallel

Reihe Series	Druck Pressure PN	Rohr A.D. Tube O.D. D1	Gewinde Thread G	Ca. Maße Approx. Dimensions					Bestellzeichen Order-Code Standard	Brutto-Preis Gross-Price Euro (€)
				L1	L2	SW1	SW2	SW3		
LL	100	4	G 1/8"	11,0	24	17	18	10	THV-LL-04-R 1/8"	130,38
LL	100	6	G 1/8"	11,5	24	17	18	12	THV-LL-06-R 1/8"	130,38
LL	100	8	G 1/8"	11,5	24	17	18	14	THV-LL-08-R 1/8"	130,38

Reihe Series	Druck Pressure PN	Rohr A.D. Tube O.D. D1	Gewinde Thread G	Ca. Maße Approx. Dimensions					Bestellzeichen Order-Code Standard	Brutto-Preis Gross-Price Euro (€)
				L1	L2	SW1	SW2	SW3		
L	500	6	G 1/8"	12,0	24	17	18	14	THV-L-06-R 1/8"	130,38
L	400	8	G 1/4"	14,5	30	19	22	17	THV-L-08-R 1/4"	143,16
L	350	10	G 1/4"	15,5	30	19	22	19	THV-L-10-R 1/4"	166,17
L	350	12	G 1/4"	15,5	30	19	22	22	THV-L-12-R 1/4"	199,90
L	350	12	G 3/8"	18,0	36	24	27	22	THV-L-12-R 3/8"	184,07
L	315	15	G 1/2"	21,5	45	30	32	27	THV-L-15-R 1/2"	253,09
L	315	18	G 1/2"	21,0	45	30	32	32	THV-L-18-R 1/2"	314,45
L	200	22	G 3/4"	27,5	53	36	40	36	THV-L-22-R 3/4"	495,96
L	200	28	G 1"	32,0	66	46	50	41	THV-L-28-R 1"	715,62
L	200	35	G 1 1/4"	36,0	76	55	60	50	THV-L-35-R 1 1/4"	961,24
L	200	42	G 1 1/2"	40,5	87	60	70	60	THV-L-42-R 1 1/2"	1191,33

Reihe Series	Druck Pressure PN	Rohr A.D. Tube O.D. D1	Gewinde Thread G	Ca. Maße Approx. Dimensions					Bestellzeichen Order-Code Standard	Brutto-Preis Gross-Price Euro (€)
				L1	L2	SW1	SW2	SW3		
S	500	6	G 1/4"	18,5	30	19	22	17	THV-S-06-R 1/4"	143,16
S	450	8	G 1/4"	18,5	30	19	22	19	THV-S-08-R 1/4"	161,06
S	400	10	G 1/4"	18,5	30	19	22	22	THV-S-10-R 1/4"	199,50
S	400	10	G 3/8"	18,5	36	24	27	22	THV-S-10-R 3/8"	189,18
S	400	12	G 3/8"	18,5	36	24	27	24	THV-S-12-R 3/8"	201,96
S	400	14	G 1/2"	22,5	45	30	32	27	THV-S-14-R 1/2"	260,78
S	400	16	G 1/2"	22,0	45	30	32	30	THV-S-16-R 1/2"	329,79
S	400	20	G 3/4"	28,5	53	36	40	36	THV-S-20-R 3/4"	490,85
S	250	25	G 1"	31,5	66	46	50	46	THV-S-25-R 1"	664,69
S	250	30	G 1 1/4"	37,0	76	55	60	50	THV-S-30-R 1 1/4"	887,11
S	250	38	G 1 1/2"	41,5	87	60	70	60	THV-S-38-R 1 1/2"	1119,75



### T-Schwenkverschraubungen

Mit VA-Dichtkantenring für Ausdehnung DIN 3852 (schmal)  
*Auf Anfrage:* Mit gekamertem Weichdichtring -  
 Rubrik 8.234 und 8.235  
 Einschraubgewinde G: Whitworth-Rohrgewinde - Zylindrisch

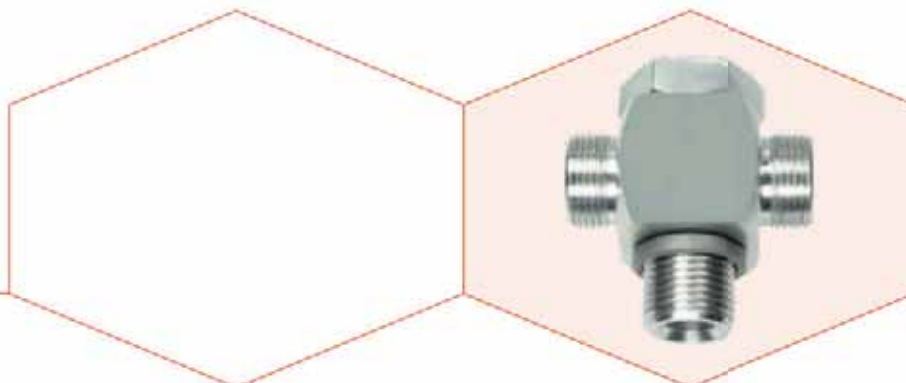
### Banjo Tees

With Stainless Steel Sealing Ring for DIN 3852 (small)  
*On Request:* With Bonded Seal Ring - Category 8.234 and 8.235  
 Thread G: BSP - Parallel

Reihe Series	Druck Pressure PN	Rohr A.D. Tube O.D. D1	Gewinde Thread G	Ca. Maße Approx. Dimensions					Bestellzeichen Order-Code SC	Brutto-Preis Gross-Price Euro (€)
				L1	L2	SW1	SW2	SW3		
L	500	6	G 1/8"	12,0	24	17	18	14	THV-L-06-R 1/8"-SC	131,02
L	400	8	G 1/4"	14,5	30	19	22	17	THV-L-08-R 1/4"-SC	144,04
L	350	10	G 1/4"	15,5	30	19	22	19	THV-L-10-R 1/4"-SC	167,05
L	350	12	G 1/4"	15,5	30	19	22	22	THV-L-12-R 1/4"-SC	201,02
L	350	12	G 3/8"	18,0	36	24	27	22	THV-L-12-R 3/8"-SC	185,19
L	315	15	G 1/2"	21,5	45	30	32	27	THV-L-15-R 1/2"-SC	255,25
L	315	18	G 1/2"	21,0	45	30	32	32	THV-L-18-R 1/2"-SC	317,73
L	200	22	G 3/4"	27,5	53	36	40	36	THV-L-22-R 3/4"-SC	499,48
L	200	28	G 1"	32,0	66	46	50	41	THV-L-28-R 1"-SC	719,82
L	200	35	G 1 1/4"	38,0	76	55	60	50	THV-L-35-R 1 1/4"-SC	968,68
L	200	42	G 1 1/2"	40,5	87	60	70	60	THV-L-42-R 1 1/2"-SC	1189,97

Reihe Series	Druck Pressure PN	Rohr A.D. Tube O.D. D1	Gewinde Thread G	Ca. Maße Approx. Dimensions					Bestellzeichen Order-Code SC	Brutto-Preis Gross-Price Euro (€)
				L1	L2	SW1	SW2	SW3		
S	500	6	G 1/4"	16,5	30	19	22	17	THV-S-06-R 1/4"-SC	144,04
S	450	8	G 1/4"	16,5	30	19	22	19	THV-S-08-R 1/4"-SC	161,94
S	400	10	G 1/4"	16,5	30	19	22	22	THV-S-10-R 1/4"-SC	200,62
S	400	10	G 3/8"	18,5	36	24	27	22	THV-S-10-R 3/8"-SC	190,30
S	400	12	G 3/8"	18,5	36	24	27	24	THV-S-12-R 3/8"-SC	203,84
S	400	14	G 1/2"	22,5	45	30	32	27	THV-S-14-R 1/2"-SC	263,88
S	400	16	G 1/2"	22,0	45	30	32	30	THV-S-16-R 1/2"-SC	332,91
S	400	20	G 3/4"	26,5	53	36	40	36	THV-S-20-R 3/4"-SC	494,61
S	250	25	G 1"	31,5	66	46	50	46	THV-S-25-R 1"-SC	670,89
S	250	30	G 1 1/4"	37,0	76	55	60	50	THV-S-30-R 1 1/4"-SC	895,43
S	250	38	G 1 1/2"	41,5	87	60	70	60	THV-S-38-R 1 1/2"-SC	1131,03





**T-Schwenkverschraubungen**

Mit VA-Dichtkantenring für Ausdrehung DIN 3852 (schmal)

Auf Anfrage: Mit gekammertem Weichdichtring -  
Rubrik 8.234 und 8.235

Einschraubgewinde G: Whitworth-Rohrgewinde - Zylindrisch

**Banjo Tees**

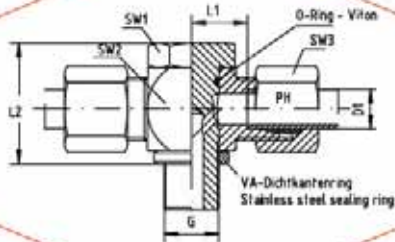
With Stainless Steel Sealing Ring for DIN 3852 (small)

On Request: With Bonded Seal Ring - Category 8.234 and 8.235  
Thread G: BSP - Parallel

Reihe Series	Druck Pressure PN	Rohr A.D. Tube O.D. D1	Gewinde Thread G	Ca. Maße Approx. Dimensions				Bestellzeichen Order-Code OMD	Brutto-Preis Gross-Price Euro (€)
LL	100	4	G 1/8"					THV-LL-04-R 1/8"-OMD	125,06
LL	100	6	G 1/8"					THV-LL-06-R 1/8"-OMD	124,30
LL	100	8	G 1/8"					THV-LL-08-R 1/8"-OMD	123,38

Reihe Series	Druck Pressure PN	Rohr A.D. Tube O.D. D1	Gewinde Thread G	Ca. Maße Approx. Dimensions				Bestellzeichen Order-Code OMD	Brutto-Preis Gross-Price Euro (€)
L	500	6	G 1/8"					THV-L-06-R 1/8"-OMD	125,76
L	400	8	G 1/4"					THV-L-08-R 1/4"-OMD	137,56
L	350	10	G 1/4"					THV-L-10-R 1/4"-OMD	159,45
L	350	12	G 1/4"					THV-L-12-R 1/4"-OMD	192,12
L	350	12	G 3/8"					THV-L-12-R 3/8"-OMD	176,29
L	315	15	G 1/2"					THV-L-15-R 1/2"-OMD	242,81
L	315	18	G 1/2"					THV-L-18-R 1/2"-OMD	297,21
L	200	22	G 3/4"					THV-L-22-R 3/4"-OMD	475,34
L	200	28	G 1"					THV-L-28-R 1"-OMD	686,12
L	200	35	G 1 1/4"					THV-L-35-R 1 1/4"-OMD	919,02
L	200	42	G 1 1/2"					THV-L-42-R 1 1/2"-OMD	1138,47

Reihe Series	Druck Pressure PN	Rohr A.D. Tube O.D. D1	Gewinde Thread G	Ca. Maße Approx. Dimensions				Bestellzeichen Order-Code OMD	Brutto-Preis Gross-Price Euro (€)
S	500	6	G 1/4"					THV-S-06-R 1/4"-OMD	137,58
S	450	8	G 1/4"					THV-S-08-R 1/4"-OMD	154,66
S	400	10	G 1/4"					THV-S-10-R 1/4"-OMD	191,62
S	400	10	G 3/8"					THV-S-10-R 3/8"-OMD	181,30
S	400	12	G 3/8"					THV-S-12-R 3/8"-OMD	193,06
S	400	14	G 1/2"					THV-S-14-R 1/2"-OMD	249,78
S	400	16	G 1/2"					THV-S-16-R 1/2"-OMD	313,37
S	400	20	G 3/4"					THV-S-20-R 3/4"-OMD	489,69
S	250	25	G 1"					THV-S-25-R 1"-OMD	627,45
S	250	30	G 1 1/4"					THV-S-30-R 1 1/4"-OMD	840,23
S	250	38	G 1 1/2"					THV-S-38-R 1 1/2"-OMD	1056,47


**T-Schwenkverschraubungen**

Mit VA-Dichtkantenring für Ausdehnung DIN 3852 (schmal)  
**Auf Anfrage:** Mit gekammertem Weichdichtring -  
 Rubrik 8.234 und 8.235  
 Einschraubgewinde G: Metrisches Feingewinde - Zylindrisch

**Banjo Tees**

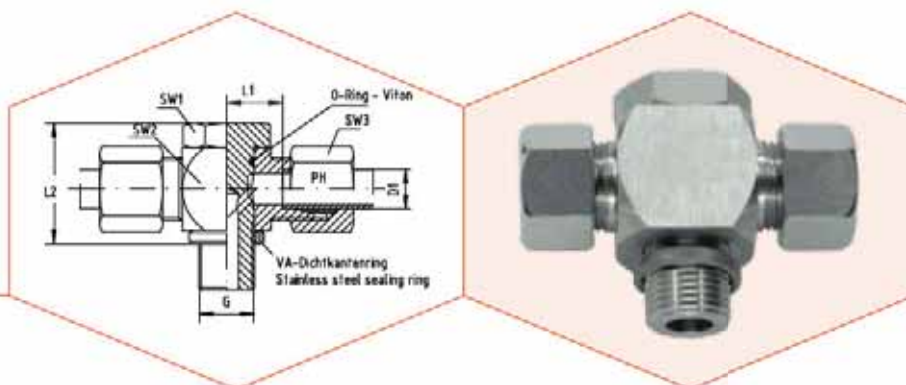
With Stainless Steel Sealing Ring for DIN 3852 (small)  
**On Request:** With Bonded Seal Ring - Category 8.234 and 8.235  
 Thread G: Metric - Parallel

Reihe Series	Druck Pressure PN	Rohr A.D. Tube O.D. D1	Gewinde Thread G	Ca. Maße Approx. Dimensions					Bestellzeichen Order-Code Standard	Brutto-Preis Gross-Price Euro (€)
				L1	L2	SW1	SW2	SW3		
LL	100	4	M 8 x 1	11,0	24,0	17	18	10	THV-LL-04-M 8x1	136,93
LL	100	6	M 10 x 1	11,5	24,0	17	18	12	THV-LL-06-M 10x1	136,93
LL	100	8	M 10 x 1	11,5	24,0	17	18	14	THV-LL-08-M 10x1	136,93

Reihe Series	Druck Pressure PN	Rohr A.D. Tube O.D. D1	Gewinde Thread G	Ca. Maße Approx. Dimensions					Bestellzeichen Order-Code Standard	Brutto-Preis Gross-Price Euro (€)
				L1	L2	SW1	SW2	SW3		
L	500	6	M 10 x 1	12,0	24,0	17	18	14	THV-L-06-M 10x1	135,49
L	400	8	M 12 x 1,5	14,5	30,0	19	22	17	THV-L-08-M 12x1,5	150,83
L	350	10	M 14 x 1,5	15,5	30,0	19	22	19	THV-L-10-M 14x1,5	176,40
L	350	12	M 16 x 1,5	18,0	36,0	24	27	22	THV-L-12-M 16x1,5	194,29
L	315	15	M 18 x 1,5	20,5	39,5	27	30	27	THV-L-15-M 18x1,5	265,88
L	315	18	M 22 x 1,5	21,0	45,0	30	32	32	THV-L-18-M 22x1,5	332,34
L	200	22	M 26 x 1,5	27,5	53,0	36	40	36	THV-L-22-M 26x1,5	518,97
L	200	28	M 33 x 2	32,0	66,0	46	50	41	THV-L-28-M 33x2	749,05
L	200	35	M 42 x 2	36,0	76,0	55	60	50	THV-L-35-M 42x2	1007,26
L	200	42	M 48 x 2	40,5	87,0	60	70	60	THV-L-42-M 48x2	1247,57

Reihe Series	Druck Pressure PN	Rohr A.D. Tube O.D. D1	Gewinde Thread G	Ca. Maße Approx. Dimensions					Bestellzeichen Order-Code Standard	Brutto-Preis Gross-Price Euro (€)
				L1	L2	SW1	SW2	SW3		
S	500	6	M 12 x 1,5	16,5	30,0	19	22	17	THV-S-06-M 12x1,5	150,83
S	450	8	M 14 x 1,5	16,5	30,0	19	22	19	THV-S-08-M 14x1,5	168,73
S	400	10	M 16 x 1,5	18,5	36,0	24	27	22	THV-S-10-M 16x1,5	199,41
S	400	12	M 18 x 1,5	20,0	39,5	27	30	24	THV-S-12-M 18x1,5	212,19
S	400	14	M 20 x 1,5	22,5	43,5	30	32	27	THV-S-14-M 20x1,5	276,10
S	400	16	M 22 x 1,5	22,0	45,0	30	32	30	THV-S-16-M 22x1,5	347,68
S	400	20	M 27 x 2	26,5	53,0	36	40	36	THV-S-20-M 27x2	513,86
S	250	25	M 33 x 2	31,5	66,0	46	50	46	THV-S-25-M 33x2	697,92
S	250	30	M 42 x 2	37,0	76,0	55	60	50	THV-S-30-M 42x2	930,57
S	250	38	M 48 x 2	41,5	87,0	60	70	60	THV-S-38-M 48x2	1119,75





**T-Schwenkverschraubungen**

Mit VA-Dichtkantenring für Ausdehnung DIN 3852 (schmal)

Auf Anfrage: Mit gekammertem Weichdichtung -  
Rubrik 8.234 und 8.235

Einschraubgewinde G: Metrisches Feingewinde - Zylindrisch

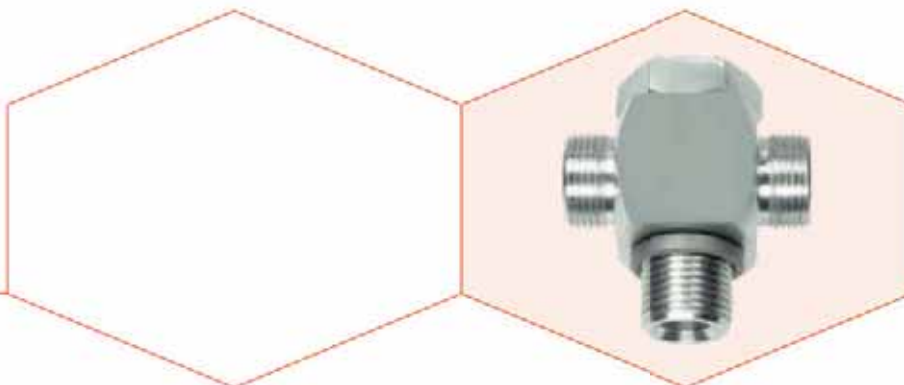
**Banjo Tees**

With Stainless Steel Sealing Ring for DIN 3852 (small)

On Request: With Bonded Seal Ring - Category 8.234 and 8.235  
Thread G: Metric - Parallel

Reihe Series	Druck Pressure PN	Rohr A.D. Tube O.D. D1	Gewinde Thread G	Ca. Maße Approx. Dimensions					Bestellzeichen Order-Code SC	Brutto-Preis Gross-Price Euro (€)
				L1	L2	SW1	SW2	SW3		
L	500	6	M 10 x 1	12,0	24,0	17	18	14	THV-L-06-M 10x1-SC	136,13
L	400	8	M 12 x 1,5	14,5	30,0	19	22	17	THV-L-08-M 12x1,5-SC	151,71
L	350	10	M 14 x 1,5	15,5	30,0	19	22	19	THV-L-10-M 14x1,5-SC	177,28
L	350	12	M 16 x 1,5	18,0	36,0	24	27	22	THV-L-12-M 16x1,5-SC	195,41
L	315	15	M 18 x 1,5	20,5	39,5	27	30	27	THV-L-15-M 18x1,5-SC	268,04
L	315	18	M 22 x 1,5	21,0	45,0	30	32	32	THV-L-18-M 22x1,5-SC	335,62
L	200	22	M 26 x 1,5	27,5	53,0	36	40	36	THV-L-22-M 26x1,5-SC	522,49
L	200	28	M 33 x 2	32,0	66,0	46	50	41	THV-L-28-M 33x2-SC	753,05
L	200	35	M 42 x 2	36,0	76,0	55	60	50	THV-L-35-M 42x2-SC	1014,70
L	200	42	M 48 x 2	40,5	87,0	60	70	60	THV-L-42-M 48x2-SC	1258,21

Reihe Series	Druck Pressure PN	Rohr A.D. Tube O.D. D1	Gewinde Thread G	Ca. Maße Approx. Dimensions					Bestellzeichen Order-Code SC	Brutto-Preis Gross-Price Euro (€)
				L1	L2	SW1	SW2	SW3		
S	500	8	M 12 x 1,5	18,5	30,0	19	22	17	THV-S-08-M 12x1,5-SC	151,71
S	450	8	M 14 x 1,5	16,5	30,0	19	22	19	THV-S-08-M 14x1,5-SC	169,61
S	400	10	M 16 x 1,5	18,5	36,0	24	27	22	THV-S-10-M 16x1,5-SC	200,53
S	400	12	M 18 x 1,5	20,0	39,5	27	30	24	THV-S-12-M 18x1,5-SC	213,87
S	400	14	M 20 x 1,5	22,5	43,5	30	32	27	THV-S-14-M 20x1,5-SC	279,22
S	400	16	M 22 x 1,5	22,0	45,0	30	32	30	THV-S-16-M 22x1,5-SC	350,80
S	400	20	M 27 x 2	26,5	53,0	36	40	36	THV-S-20-M 27x2-SC	517,62
S	250	25	M 33 x 2	31,5	66,0	46	50	46	THV-S-25-M 33x2-SC	703,92
S	250	30	M 42 x 2	37,0	76,0	55	60	50	THV-S-30-M 42x2-SC	938,89
S	250	38	M 48 x 2	41,5	87,0	60	70	60	THV-S-38-M 48x2-SC	1131,03


**T-Schwenkverschraubungen**

Mit VA-Dichtkantenring für Ausdrehung DIN 3852 (schmal)

*Auf Anfrage:* Mit gekamertem Weichdichtung -  
 Rubrik 8.234 und 8.235

Einschraubgewinde G: Metrisches Feingewinde - Zylindrisch

**Banjo Tees**

With Stainless Steel Sealing Ring for DIN 3852 (small)

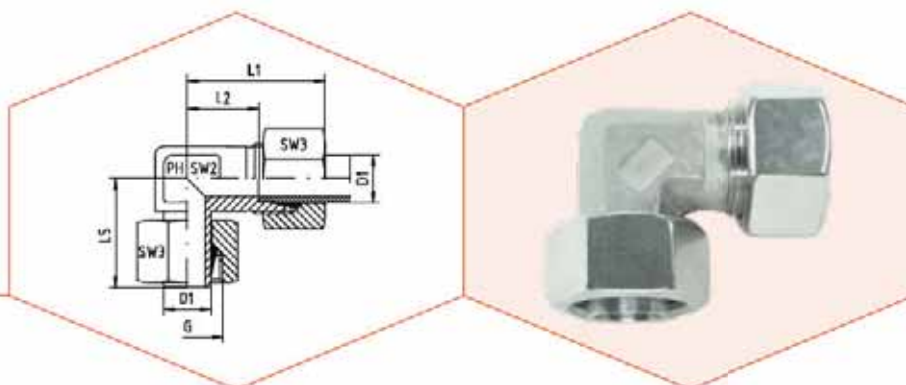
*On Request:* With Bonded Seal Ring - Category 8.234 and 8.235  
 Thread G: Metric - Parallel

Reihe Series	Druck Pressure PN	Rohr A.D. Tube O.D. D1	Gewinde Thread G	Ca. Maße Approx. Dimensions				Bestellzeichen Order-Code OMD	Brutto-Preis Gross-Price Euro (€)
LL	100	4	M 8 x 1					THV-LL-04-M 8x1-OMD	131,61
LL	100	6	M 10 x 1					THV-LL-06-M 10x1-OMD	130,85
LL	100	8	M 10 x 1					THV-LL-08-M 10x1-OMD	129,93

Reihe Series	Druck Pressure PN	Rohr A.D. Tube O.D. D1	Gewinde Thread G	Ca. Maße Approx. Dimensions				Bestellzeichen Order-Code OMD	Brutto-Preis Gross-Price Euro (€)
L	500	6	M 10 x 1					THV-L-06-M 10x1-OMD	130,87
L	400	8	M 12 x 1,5					THV-L-08-M 12x1,5-OMD	145,23
L	350	10	M 14 x 1,5					THV-L-10-M 14x1,5-OMD	169,68
L	350	12	M 16 x 1,5					THV-L-12-M 16x1,5-OMD	186,51
L	315	15	M 18 x 1,5					THV-L-15-M 18x1,5-OMD	255,60
L	315	18	M 22 x 1,5					THV-L-18-M 22x1,5-OMD	315,10
L	200	22	M 26 x 1,5					THV-L-22-M 26x1,5-OMD	498,35
L	200	28	M 33 x 2					THV-L-28-M 33x2-OMD	719,35
L	200	35	M 42 x 2					THV-L-35-M 42x2-OMD	965,04
L	200	42	M 48 x 2					THV-L-42-M 48x2-OMD	1192,71

Reihe Series	Druck Pressure PN	Rohr A.D. Tube O.D. D1	Gewinde Thread G	Ca. Maße Approx. Dimensions				Bestellzeichen Order-Code OMD	Brutto-Preis Gross-Price Euro (€)
S	500	6	M 12 x 1,5					THV-S-06-M 12x1,5-OMD	145,25
S	450	8	M 14 x 1,5					THV-S-08-M 14x1,5-OMD	162,33
S	400	10	M 16 x 1,5					THV-S-10-M 16x1,5-OMD	181,53
S	400	12	M 18 x 1,5					THV-S-12-M 18x1,5-OMD	203,29
S	400	14	M 20 x 1,5					THV-S-14-M 20x1,5-OMD	265,10
S	400	16	M 22 x 1,5					THV-S-16-M 22x1,5-OMD	331,26
S	400	20	M 27 x 2					THV-S-20-M 27x2-OMD	492,70
S	250	25	M 33 x 2					THV-S-25-M 33x2-OMD	660,68
S	250	30	M 42 x 2					THV-S-30-M 42x2-OMD	883,89
S	250	38	M 48 x 2					THV-S-38-M 48x2-OMD	1056,47





**Einstellbare Winkel-Verschraubungen**

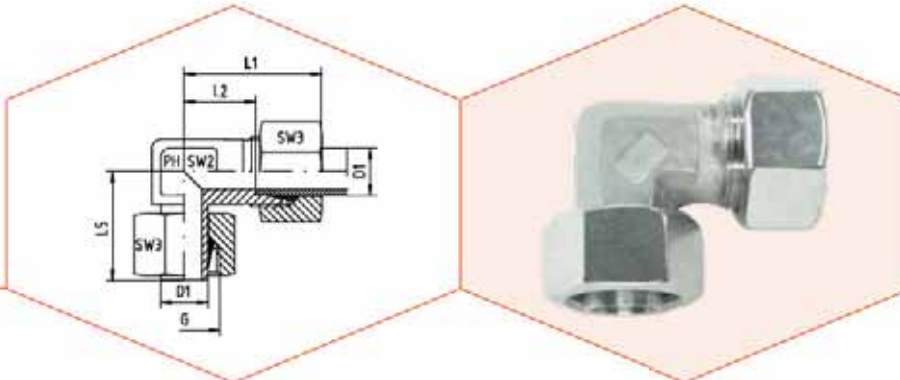
Einsteckausführung - Vormontiert  
Anschluss D1 ist vormontiert. Die Fertigmontage erfolgt im Stutzen mit ca. 1/2 Umdrehung der Überwurfmutter über den Punkt des deutlich spürbaren Kraftanstieges.

**Swivel Elbows**

Male Stud Type - Pre-Assembled  
Port D1 is pre-assembled. Final assembly in appropriate body with approx. 1/2 turn beyond the point of clearly perceptible resistance.

Reihe Series	Druck Pressure PN	Rohr A.D. Tube O.D. D1	Gewinde Thread G	Ca. Maße Approx. Dimensions					Bestellzeichen Order-Code Standard	Brutto-Preis Gross-Price Euro (€)
				L1	L2	L5	SW2	SW3		
L	315	6	M 12 x 1,5	27	12,0	26,0	12	14	EVW-L-06	18,74
L	315	8	M 14 x 1,5	29	14,0	27,5	12	17	EVW-L-08	19,40
L	315	10	M 16 x 1,5	30	15,0	29,0	14	19	EVW-L-10	25,56
L	315	12	M 18 x 1,5	32	17,0	29,5	17	22	EVW-L-12	29,01
L	315	15	M 22 x 1,5	36	21,0	32,5	19	27	EVW-L-15	38,42
L	315	18	M 26 x 1,5	40	23,5	35,5	24	32	EVW-L-18	55,32
L	160	22	M 30 x 2	44	27,5	38,5	27	36	EVW-L-22	66,47
L	160	28	M 36 x 2	47	30,5	43,5	36	41	EVW-L-28	94,59
L	160	35	M 45 x 2	56	34,5	54,0	41	50	EVW-L-35	140,61
L	160	42	M 52 x 2	63	40,0	56,0	50	60	EVW-L-42	201,96

Reihe Series	Druck Pressure PN	Rohr A.D. Tube O.D. D1	Gewinde Thread G	Ca. Maße Approx. Dimensions					Bestellzeichen Order-Code Standard	Brutto-Preis Gross-Price Euro (€)
				L1	L2	L5	SW2	SW3		
S	630	6	M 14 x 1,5	31	16,0	27,0	12	17	EVW-S-06	21,73
S	630	8	M 16 x 1,5	32	17,0	27,5	14	19	EVW-S-08	25,33
S	630	10	M 18 x 1,5	34	17,5	30,0	17	22	EVW-S-10	29,55
S	630	12	M 20 x 1,5	38	21,5	31,0	17	24	EVW-S-12	34,72
S	630	14	M 22 x 1,5	40	22,0	35,0	19	27	EVW-S-14	41,44
S	400	16	M 24 x 1,5	43	24,5	36,5	24	30	EVW-S-16	54,71
S	400	20	M 30 x 2	48	26,5	44,5	27	36	EVW-S-20	68,08
S	400	25	M 36 x 2	54	30,0	50,0	36	46	EVW-S-25	99,70
S	400	30	M 42 x 2	62	35,5	55,0	41	50	EVW-S-30	143,16
S	250	38	M 52 x 2	72	41,0	63,0	50	60	EVW-S-38	207,08



**Einstellbare Winkel-Verschraubungen**  
 Einsteckausführung - Vormontiert  
 Anschluss D1 ist vormontiert. Die Fertigmontage erfolgt im Stutzen mit ca. 1/2 Umdrehung der Überwurfmutter über den Punkt des deutlich spürbaren Kraftanstieges.

**Swivel Elbows**  
 Male Stud Type - Pre-Assembled  
 Port D1 is pre-assembled. Final assembly in appropriate body with approx. 1/2 turn beyond the point of clearly perceptible resistance.

Reihe Series	Druck Pressure PN	Rohr A.D. Tube O.D. D1	Gewinde Thread G	Ca. Maße Approx. Dimensions					Bestellzeichen Order-Code SC	Brutto-Preis Gross-Price Euro (€)
				L1	L2	L5	SW2	SW3		
L	315	6	M 12 x 1,5	27	12,0	26,0	12	14	EVW-L-06-SC	19,38
L	315	8	M 14 x 1,5	29	14,0	27,5	12	17	EVW-L-08-SC	20,28
L	315	10	M 16 x 1,5	30	15,0	29,0	14	19	EVW-L-10-SC	26,44
L	315	12	M 18 x 1,5	32	17,0	29,5	17	22	EVW-L-12-SC	30,93
L	315	15	M 22 x 1,5	36	21,0	32,5	19	27	EVW-L-15-SC	40,58
L	315	18	M 26 x 1,5	40	23,5	35,5	24	32	EVW-L-18-SC	58,60
L	160	22	M 30 x 2	44	27,5	38,5	27	36	EVW-L-22-SC	69,99
L	160	28	M 36 x 2	47	30,5	43,5	38	41	EVW-L-28-SC	98,59
L	160	35	M 45 x 2	56	34,5	54,0	41	50	EVW-L-35-SC	148,05
L	160	42	M 52 x 2	63	40,0	58,0	50	60	EVW-L-42-SC	210,60

Reihe Series	Druck Pressure PN	Rohr A.D. Tube O.D. D1	Gewinde Thread G	Ca. Maße Approx. Dimensions					Bestellzeichen Order-Code SC	Brutto-Preis Gross-Price Euro (€)
				L1	L2	L5	SW2	SW3		
S	630	6	M 14 x 1,5	31	16,0	27,0	12	17	EVW-S-06-SC	22,61
S	630	8	M 16 x 1,5	32	17,0	27,5	14	19	EVW-S-08-SC	26,21
S	630	10	M 18 x 1,5	34	17,5	30,0	17	22	EVW-S-10-SC	30,67
S	630	12	M 20 x 1,5	38	21,5	31,0	17	24	EVW-S-12-SC	36,40
S	630	14	M 22 x 1,5	40	22,0	35,0	19	27	EVW-S-14-SC	44,56
S	400	16	M 24 x 1,5	43	24,5	36,5	24	30	EVW-S-16-SC	57,83
S	400	20	M 30 x 2	48	26,5	44,5	27	36	EVW-S-20-SC	71,84
S	400	25	M 36 x 2	54	30,0	50,0	38	46	EVW-S-25-SC	105,70
S	400	30	M 42 x 2	62	35,5	55,0	41	50	EVW-S-30-SC	151,48
S	250	38	M 52 x 2	72	41,0	63,0	50	60	EVW-S-38-SC	218,36





**Einstellbare Winkel-Verschraubungen**

Einsteckausführung - Vormontiert  
Anschluss D1 ist vormontiert. Die Fertigmontage erfolgt im Stutzen mit ca. 1/2 Umdrehung der Überwurfmutter über den Punkt des deutlich spürbaren Kraftanstieges.

**Swivel Elbows**

Male Stud Type - Pre-Assembled  
Port D1 is pre-assembled. Final assembly in appropriate body with approx. 1/2 turn beyond the point of clearly perceptible resistance.

Reihe Series	Druck Pressure PN	Rohr A.D. Tube O.D. D1	Gewinde Thread G	Ca. Maße Approx. Dimensions				Bestellzeichen Order-Code OMD	Brutto-Preis Gross-Price Euro (€)
L	315	6	M 12 x 1,5					EVW-L-06-OMD	16,43
L	315	8	M 14 x 1,5					EVW-L-08-OMD	16,60
L	315	10	M 16 x 1,5					EVW-L-10-OMD	22,20
L	315	12	M 18 x 1,5					EVW-L-12-OMD	25,92
L	315	15	M 22 x 1,5					EVW-L-15-OMD	33,28
L	315	18	M 26 x 1,5					EVW-L-18-OMD	46,70
L	160	22	M 30 x 2					EVW-L-22-OMD	56,16
L	160	28	M 36 x 2					EVW-L-28-OMD	79,74
L	160	35	M 45 x 2					EVW-L-35-OMD	119,50
L	160	42	M 52 x 2					EVW-L-42-OMD	174,53

Reihe Series	Druck Pressure PN	Rohr A.D. Tube O.D. D1	Gewinde Thread G	Ca. Maße Approx. Dimensions				Bestellzeichen Order-Code OMD	Brutto-Preis Gross-Price Euro (€)
S	630	6	M 14 x 1,5					EVW-S-06-OMD	18,94
S	630	8	M 16 x 1,5					EVW-S-08-OMD	22,13
S	630	10	M 18 x 1,5					EVW-S-10-OMD	25,61
S	630	12	M 20 x 1,5					EVW-S-12-OMD	30,27
S	630	14	M 22 x 1,5					EVW-S-14-OMD	35,94
S	400	16	M 24 x 1,5					EVW-S-16-OMD	46,50
S	400	20	M 30 x 2					EVW-S-20-OMD	57,50
S	400	25	M 36 x 2					EVW-S-25-OMD	81,08
S	400	30	M 42 x 2					EVW-S-30-OMD	119,72
S	250	38	M 52 x 2					EVW-S-38-OMD	175,27


**Einstellbare Winkel-Verschraubungen**

Einsteckausführung - Vormontiert  
 Einschraubgewinde: Whitworth-Rohrgewinde - Zylindrisch  
 Abdichtung durch Dichtkante Form B  
 Der Anschluss ist vormontiert. Die Fertigmontage erfolgt im Stutzen mit ca. 1/2 Umdrehung der Überwurfmutter über den Punkt des deutlich spürbaren Kraftanstieges.

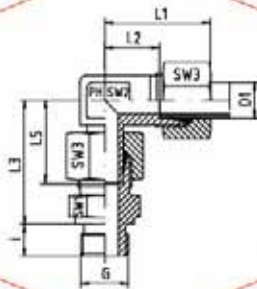
**Swivel Elbows**

Male Stud Type - Pre-Assembled  
 Thread: BSP - Parallel / Sealing by Sealing Shoulder Form B  
 The port is pre-assembled. Final assembly in appropriate body with approx. 1/2 turn beyond the point of clearly perceptible resistance.

Reihe Series	Druck Pressure PN	Rohr A.D. Tube O.D D1	Gewinde Thread G	Ca. Maße Approx. Dimensions								Bestellzeichen Order-Code Standard	Brutto-Preis Gross-Price Euro (€)
				L1	L2	L3	L5	i	SW1	SW2	SW3		
L	315	6	G 1/8"	27	12,0	34,5	26,0	8	14	12	14	EVW-L-06-G 1/8"	22,31
L	315	8	G 1/4"	29	14,0	37,5	27,5	12	17	12	17	EVW-L-08-G 1/4"	24,07
L	315	10	G 1/4"	30	15,0	40,0	29,0	12	19	14	19	EVW-L-10-G 1/4"	30,59
L	315	12	G 1/4"	32	17,0	42,0	29,5	12	19	17	22	EVW-L-12-G 1/4"	38,90
L	315	12	G 3/8"	32	17,0	42,0	29,5	12	22	17	22	EVW-L-12-G 3/8"	36,12
L	315	12	G 1/2"	32	17,0	43,0	29,5	14	27	17	22	EVW-L-12-G 1/2"	42,59
L	315	15	G 1/2"	36	21,0	46,5	32,5	14	27	19	27	EVW-L-15-G 1/2"	48,15
L	315	18	G 1/2"	40	23,5	50,0	35,5	14	27	24	32	EVW-L-18-G 1/2"	66,03
L	160	22	G 3/4"	44	27,5	55,0	38,5	16	32	27	36	EVW-L-22-G 3/4"	82,19
L	160	28	G 1"	47	30,5	61,0	43,5	18	41	36	41	EVW-L-28-G 1"	121,56
L	160	35	G 1 1/4"	56	34,5	71,5	54,0	20	50	41	50	EVW-L-35-G 1 1/4"	173,18
L	160	42	G 1 1/2"	63	40,0	75,0	56,0	22	55	50	60	EVW-L-42-G 1 1/2"	248,11

Reihe Series	Druck Pressure PN	Rohr A.D. Tube O.D D1	Gewinde Thread G	Ca. Maße Approx. Dimensions								Bestellzeichen Order-Code Standard	Brutto-Preis Gross-Price Euro (€)
				L1	L2	L3	L5	i	SW1	SW2	SW3		
S	630	06	G 1/4"	31	16,0	40,0	27,0	12	19	12	17	EVW-S-06-G 1/4"	26,20
S	630	08	G 1/4"	32	17,0	42,5	27,5	12	19	14	19	EVW-S-08-G 1/4"	30,63
S	630	10	G 3/8"	34	17,5	45,0	30,0	12	22	17	22	EVW-S-10-G 3/8"	36,56
S	630	12	G 3/8"	38	21,5	48,0	31,0	12	22	17	24	EVW-S-12-G 3/8"	42,13
S	630	12	G 1/2"	38	21,5	50,0	31,0	14	27	17	24	EVW-S-12-G 1/2"	47,86
S	630	14	G 1/2"	40	22,0	54,0	35,0	14	27	19	27	EVW-S-14-G 1/2"	52,61
S	400	16	G 1/2"	43	24,5	55,0	36,5	14	27	24	30	EVW-S-16-G 1/2"	67,47
S	400	20	G 3/4"	48	26,5	65,0	44,5	16	32	27	36	EVW-S-20-G 3/4"	86,03
S	400	25	G 1"	54	30,0	73,0	50,0	18	41	36	46	EVW-S-25-G 1"	130,33
S	400	30	G 1 1/4"	62	35,5	78,5	55,0	20	50	41	50	EVW-S-30-G 1 1/4"	178,52
S	250	38	G 1 1/2"	72	41,0	89,0	63,0	22	55	50	60	EVW-S-38-G 1 1/2"	249,41





**Einstellbare Winkel-Verschraubungen**

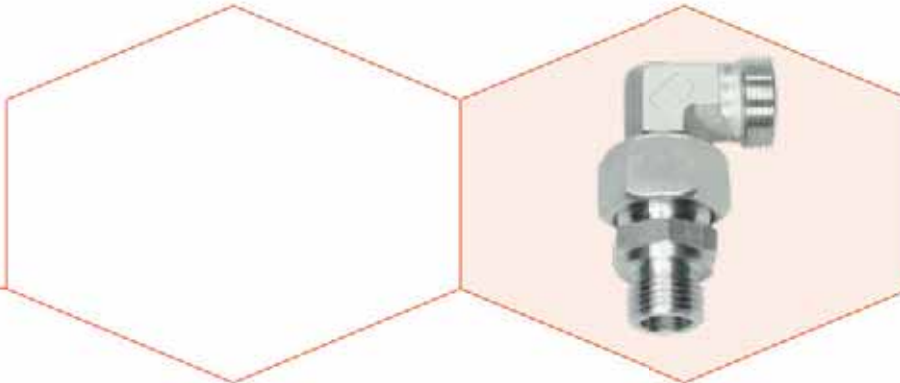
Einsteckausführung - Vormontiert  
Einschraubgewinde: Whitworth-Rohrgewinde - Zylindrisch  
Abdichtung durch Dichtkante Form B  
Der Anschluss ist vormontiert. Die Fertigmontage erfolgt im Stutzen mit ca. 1/2 Umdrehung der Überwurfmutter über den Punkt des deutlich spürbaren Kraftanstieges.

**Swivel Elbows**

Male Stud Type - Pre-Assembled  
Thread: BSP - Parallel / Sealing by Sealing Shoulder Form B  
The part is pre-assembled. Final assembly in appropriate body with approx. 1/2 turn beyond the point of clearly perceptible resistance.

Reihe Series	Druck Pressure PN	Rohr A.D. Tube O.D D1	Gewinde Thread G	Ca. Maße Approx. Dimensions							Bestellzeichen Order-Code SC	Brutto-Preis Gross-Price Euro (€)	
				L1	L2	L3	L5	i	SW1	SW2			SW3
L	315	6	G 1/8"	27	12,0	34,5	26,0	8	14	12	14	EVW-L-06-G 1/8"-SC	22,95
L	315	8	G 1/4"	29	14,0	37,5	27,5	12	17	12	17	EVW-L-08-G 1/4"-SC	24,95
L	315	10	G 1/4"	30	15,0	40,0	28,0	12	19	14	19	EVW-L-10-G 1/4"-SC	31,47
L	315	12	G 1/4"	32	17,0	42,0	29,5	12	19	17	22	EVW-L-12-G 1/4"-SC	40,02
L	315	12	G 3/8"	32	17,0	42,0	29,5	12	22	17	22	EVW-L-12-G 3/8"-SC	37,24
L	315	12	G 1/2"	32	17,0	43,0	29,5	14	27	17	22	EVW-L-12-G 1/2"-SC	43,71
L	315	15	G 1/2"	36	21,0	46,5	32,5	14	27	19	27	EVW-L-15-G 1/2"-SC	50,31
L	315	18	G 1/2"	40	23,5	50,0	35,5	14	27	24	32	EVW-L-18-G 1/2"-SC	69,31
L	160	22	G 3/4"	44	27,5	55,0	38,5	16	32	27	36	EVW-L-22-G 3/4"-SC	85,71
L	160	28	G 1"	47	30,5	61,0	43,5	18	41	36	41	EVW-L-28-G 1"-SC	125,56
L	160	35	G 1 1/4"	56	34,5	71,5	54,0	20	50	41	50	EVW-L-35-G 1 1/4"-SC	180,62
L	160	42	G 1 1/2"	63	40,0	75,0	56,0	22	55	50	60	EVW-L-42-G 1 1/2"-SC	254,75

Reihe Series	Druck Pressure PN	Rohr A.D. Tube O.D D1	Gewinde Thread G	Ca. Maße Approx. Dimensions							Bestellzeichen Order-Code SC	Brutto-Preis Gross-Price Euro (€)	
				L1	L2	L3	L5	i	SW1	SW2			SW3
S	630	06	G 1/4"	31	16,0	40,0	27,0	12	19	12	17	EVW-S-06-G 1/4"-SC	27,08
S	630	08	G 1/4"	32	17,0	42,5	27,5	12	19	14	19	EVW-S-08-G 1/4"-SC	31,51
S	630	10	G 3/8"	34	17,5	45,0	30,0	12	22	17	22	EVW-S-10-G 3/8"-SC	37,68
S	630	12	G 3/8"	38	21,5	48,0	31,0	12	22	17	24	EVW-S-12-G 3/8"-SC	43,81
S	630	12	G 1/2"	38	21,5	50,0	31,0	14	27	17	24	EVW-S-12-G 1/2"-SC	49,54
S	630	14	G 1/2"	40	22,0	54,0	35,0	14	27	19	27	EVW-S-14-G 1/2"-SC	55,73
S	400	16	G 1/2"	43	24,5	55,0	36,5	14	27	24	30	EVW-S-16-G 1/2"-SC	70,59
S	400	20	G 3/4"	48	26,5	65,0	44,5	16	32	27	36	EVW-S-20-G 3/4"-SC	89,79
S	400	25	G 1"	54	30,0	73,0	50,0	18	41	36	46	EVW-S-25-G 1"-SC	136,33
S	400	30	G 1 1/4"	62	35,5	78,5	55,0	20	50	41	50	EVW-S-30-G 1 1/4"-SC	186,84
S	250	38	G 1 1/2"	72	41,0	89,0	63,0	22	55	50	60	EVW-S-38-G 1 1/2"-SC	260,69


**Einstellbare Winkel-Verschraubungen**

Einsteckausführung - Vormontiert  
 Einschraubgewinde: Whitworth-Rohrgewinde - Zylindrisch  
 Abdichtung durch Dichtkante Form B  
 Der Anschluss ist vormontiert. Die Fertigmontage erfolgt im Stutzen mit ca. 1/2 Umdrehung der Überwurfmutter über den Punkt des deutlich spürbaren Kraftanstieges.

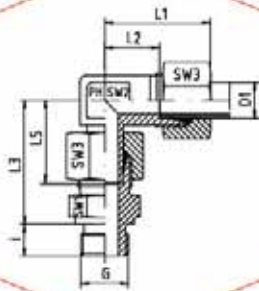
**Swivel Elbows**

Male Stud Type - Pre-Assembled  
 Thread: BSP - Parallel / Sealing by Sealing Shoulder Form B  
 The port is pre-assembled. Final assembly in appropriate body with approx. 1/2 turn beyond the point of clearly perceptible resistance.

Reihe Series	Druck Pressure PN	Rohr A.D. Tube O.D D1	Gewinde Thread G	Ca. Maße Approx. Dimensions				Bestellzeichen Order-Code OMD	Brutto-Preis Gross-Price Euro (€)
L	315	6	G 1/8"					EVW-L-06-G 1/8"-OMD	20,00
L	315	8	G 1/4"					EVW-L-08-G 1/4"-OMD	21,27
L	315	10	G 1/4"					EVW-L-10-G 1/4"-OMD	27,23
L	315	12	G 1/4"					EVW-L-12-G 1/4"-OMD	35,01
L	315	12	G 3/8"					EVW-L-12-G 3/8"-OMD	32,23
L	315	12	G 1/2"					EVW-L-12-G 1/2"-OMD	38,70
L	315	15	G 1/2"					EVW-L-15-G 1/2"-OMD	43,01
L	315	18	G 1/2"					EVW-L-18-G 1/2"-OMD	57,41
L	160	22	G 3/4"					EVW-L-22-G 3/4"-OMD	71,88
L	160	28	G 1"					EVW-L-28-G 1"-OMD	106,71
L	160	35	G 1 1/4"					EVW-L-35-G 1 1/4"-OMD	152,07
L	160	42	G 1 1/2"					EVW-L-42-G 1 1/2"-OMD	218,68

Reihe Series	Druck Pressure PN	Rohr A.D. Tube O.D D1	Gewinde Thread G	Ca. Maße Approx. Dimensions				Bestellzeichen Order-Code OMD	Brutto-Preis Gross-Price Euro (€)
S	630	06	G 1/4"					EVW-S-06-G 1/4"-OMD	23,41
S	630	08	G 1/4"					EVW-S-08-G 1/4"-OMD	27,43
S	630	10	G 3/8"					EVW-S-10-G 3/8"-OMD	32,62
S	630	12	G 3/8"					EVW-S-12-G 3/8"-OMD	37,68
S	630	12	G 1/2"					EVW-S-12-G 1/2"-OMD	43,41
S	630	14	G 1/2"					EVW-S-14-G 1/2"-OMD	47,11
S	400	16	G 1/2"					EVW-S-16-G 1/2"-OMD	59,26
S	400	20	G 3/4"					EVW-S-20-G 3/4"-OMD	75,45
S	400	25	G 1"					EVW-S-25-G 1"-OMD	111,71
S	400	30	G 1 1/4"					EVW-S-30-G 1 1/4"-OMD	155,08
S	250	38	G 1 1/2"					EVW-S-38-G 1 1/2"-OMD	217,60





**Einstellbare Winkel-Verschraubungen**

Einsteckausführung - Vormontiert  
Einschraubgewinde: Metrisches Feingewinde - Zylindrisch  
Abdichtung durch Dichtkante Form B  
Der Anschluss ist vormontiert. Die Fertigmontage erfolgt im Stutzen mit ca. 1/2 Umdrehung der Überwurfmutter über den Punkt des deutlich spürbaren Kraftanstieges.

**Swivel Elbows**

Male Stud Type - Pre-Assembled  
Thread: Metric - Parallel / Sealing by Sealing Shoulder Form B  
The port is pre-assembled. Final assembly in appropriate body with approx. 1/2 turn beyond the point of clearly perceptible resistance.

Reihe Series	Druck Pressure PN	Rohr A.D. Tube O.D. D1	Gewinde Thread G	Ca. Maße Approx. Dimensions								Bestellzeichen Order-Code Standard	Brutto-Preis Gross-Price Euro (€)
				L1	L2	L3	L5	I	SW1	SW2	SW3		
L	315	6	M 10 x 1	27	12,0	34,5	26,0	8	14	12	14	EVW-L-06-M 10x1	22,31
L	315	8	M 12 x 1,5	29	14,0	37,5	27,5	12	17	12	17	EVW-L-08-M 12x1,5	24,48
L	315	10	M 14 x 1,5	30	15,0	40,0	28,0	12	19	14	19	EVW-L-10-M 14x1,5	30,53
L	315	12	M 16 x 1,5	32	17,0	42,0	29,5	12	22	17	22	EVW-L-12-M 16x1,5	36,86
L	315	15	M 18 x 1,5	36	21,0	46,0	32,5	12	24	19	27	EVW-L-15-M 18x1,5	47,57
L	315	18	M 22 x 1,5	40	23,5	50,0	35,5	14	27	24	32	EVW-L-18-M 22x1,5	67,36
L	160	22	M 26 x 1,5	44	27,5	55,0	38,5	16	32	27	36	EVW-L-22-M 26x1,5	83,37
L	180	28	M 33 x 2	47	30,5	61,0	43,5	18	41	36	41	EVW-L-28-M 33x2	122,94
L	160	35	M 42 x 2	56	34,5	71,5	54,0	20	50	41	50	EVW-L-35-M 42x2	173,18
L	180	42	M 48 x 2	83	40,0	75,0	56,0	22	55	50	60	EVW-L-42-M 48x2	246,11

Reihe Series	Druck Pressure PN	Rohr A.D. Tube O.D. D1	Gewinde Thread G	Ca. Maße Approx. Dimensions								Bestellzeichen Order-Code Standard	Brutto-Preis Gross-Price Euro (€)
				L1	L2	L3	L5	I	SW1	SW2	SW3		
S	630	6	M 12 x 1,5	31	16,0	40,0	27,0	12	17	12	17	EVW-S-06-M 12x1,5	28,66
S	630	8	M 14 x 1,5	32	17,0	42,5	27,5	12	19	14	19	EVW-S-08-M 14x1,5	33,36
S	630	10	M 16 x 1,5	34	17,5	45,0	30,0	12	22	17	22	EVW-S-10-M 16x1,5	37,96
S	630	12	M 18 x 1,5	38	21,5	48,0	31,0	12	24	17	24	EVW-S-12-M 18x1,5	43,56
S	630	14	M 20 x 1,5	40	22,0	54,0	35,0	14	27	19	27	EVW-S-14-M 20x1,5	52,54
S	400	16	M 22 x 1,5	43	24,5	55,0	36,5	14	27	24	30	EVW-S-16-M 22x1,5	67,47
S	400	20	M 27 x 2	48	26,5	65,0	44,5	16	32	27	36	EVW-S-20-M 27x2	86,28
S	400	25	M 33 x 2	54	30,0	73,0	50,0	18	41	36	46	EVW-S-25-M 33x2	130,56
S	400	30	M 42 x 2	62	35,5	78,5	55,0	20	50	41	50	EVW-S-30-M 42x2	177,24
S	250	38	M 48 x 2	72	41,0	89,0	63,0	22	55	50	60	EVW-S-38-M 48x2	249,92


**Einstellbare Winkel-Verschraubungen**

Einsteckausführung - Vormontiert  
 Einschraubgewinde: Metrisches Feingewinde - Zylindrisch  
 Abdichtung durch Dichtkante Form B  
 Der Anschluss ist vormontiert. Die Fertigmontage erfolgt im  
 Stutzen mit ca. 1/2 Umdrehung der Überwurfmutter über den Punkt  
 des deutlich spürbaren Kraftanstieges.

**Swivel Elbows**

Male Stud Type - Pre-Assembled  
 Thread: Metric - Parallel / Sealing by Sealing Shoulder Form B  
 The port is pre-assembled. Final assembly in appropriate body with  
 approx. 1/2 turn beyond the point of clearly perceptible resistance.

Reihe Series	Druck Pressure PN	Rohr A.D. Tube O.D. D1	Gewinde Thread G	Ca. Maße Approx. Dimensions								Bestellzeichen Order-Code SC	Brutto-Preis Gross-Price Euro (€)
				L1	L2	L3	L5	i	SW1	SW2	SW3		
L	315	6	M 10 x 1	27	12,0	34,5	26,0	8	14	12	14	EVW-L-06-M 10x1-SC	22,85
L	315	8	M 12 x 1,5	29	14,0	37,5	27,5	12	17	12	17	EVW-L-08-M 12x1,5-SC	25,36
L	315	10	M 14 x 1,5	30	15,0	40,0	29,0	12	19	14	19	EVW-L-10-M 14x1,5-SC	31,41
L	315	12	M 16 x 1,5	32	17,0	42,0	29,5	12	22	17	22	EVW-L-12-M 16x1,5-SC	37,98
L	315	15	M 18 x 1,5	36	21,0	46,0	32,5	12	24	19	27	EVW-L-15-M 18x1,5-SC	49,73
L	315	18	M 22 x 1,5	40	23,5	50,0	35,5	14	27	24	32	EVW-L-18-M 22x1,5-SC	70,64
L	160	22	M 26 x 1,5	44	27,5	55,0	38,5	16	32	27	36	EVW-L-22-M 26x1,5-SC	86,89
L	160	28	M 33 x 2	47	30,5	61,0	43,5	18	41	38	41	EVW-L-28-M 33x2-SC	126,94
L	160	35	M 42 x 2	56	34,5	71,5	54,0	20	50	41	50	EVW-L-35-M 42x2-SC	180,62
L	160	42	M 48 x 2	63	40,0	75,0	56,0	22	55	50	60	EVW-L-42-M 48x2-SC	254,75

Reihe Series	Druck Pressure PN	Rohr A.D. Tube O.D. D1	Gewinde Thread G	Ca. Maße Approx. Dimensions								Bestellzeichen Order-Code SC	Brutto-Preis Gross-Price Euro (€)
				L1	L2	L3	L5	i	SW1	SW2	SW3		
S	630	6	M 12 x 1,5	31	16,0	40,0	27,0	12	17	12	17	EVW-S-06-M 12x1,5-SC	29,54
S	630	8	M 14 x 1,5	32	17,0	42,5	27,5	12	19	14	19	EVW-S-08-M 14x1,5-SC	34,24
S	630	10	M 16 x 1,5	34	17,5	45,0	30,0	12	22	17	22	EVW-S-10-M 16x1,5-SC	39,08
S	630	12	M 18 x 1,5	38	21,5	48,0	31,0	12	24	17	24	EVW-S-12-M 18x1,5-SC	45,24
S	630	14	M 20 x 1,5	40	22,0	54,0	35,0	14	27	19	27	EVW-S-14-M 20x1,5-SC	55,66
S	400	16	M 22 x 1,5	43	24,5	55,0	36,5	14	27	24	30	EVW-S-16-M 22x1,5-SC	70,59
S	400	20	M 27 x 2	48	26,5	65,0	44,5	16	32	27	36	EVW-S-20-M 27x2-SC	90,04
S	400	25	M 33 x 2	54	30,0	73,0	50,0	18	41	36	46	EVW-S-25-M 33x2-SC	136,56
S	400	30	M 42 x 2	62	35,5	78,5	55,0	20	50	41	50	EVW-S-30-M 42x2-SC	185,58
S	250	38	M 48 x 2	72	41,0	89,0	63,0	22	55	50	60	EVW-S-38-M 48x2-SC	261,20





**Einstellbare Winkel-Verschraubungen**

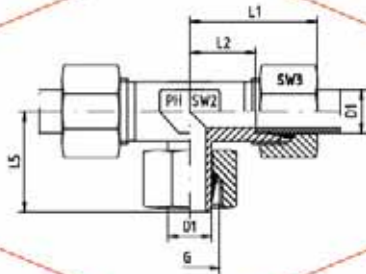
Einsteckausführung - Vormontiert  
Einschraubgewinde: Metrisches Feingewinde - Zylindrisch  
Abdichtung durch Dichtkante Form B  
Der Anschluss ist vormontiert. Die Fertigmontage erfolgt im Stutzen mit ca. 1/2 Umdrehung der Überwurfmutter über den Punkt des deutlich spürbaren Kraftanstieges.

**Swivel Elbows**

Male Stud Type - Pre-Assembled  
Thread: Metric - Parallel / Sealing by Sealing Shoulder Form B  
The port is pre-assembled. Final assembly in appropriate body with approx. 1/2 turn beyond the point of clearly perceptible resistance.

Reihe Series	Druck Pressure PN	Rohr A.D. Tube O.D. D1	Gewinde Thread G	Ca. Maße Approx. Dimensions				Bestellzeichen Order-Code OMD	Brutto-Preis Gross-Price Euro (€)
L	315	6	M 10 x 1					EVW-L-06-M 10x1-OMD	20,00
L	315	8	M 12 x 1,5					EVW-L-08-M 12x1,5-OMD	21,68
L	315	10	M 14 x 1,5					EVW-L-10-M 14x1,5-OMD	27,17
L	315	12	M 16 x 1,5					EVW-L-12-M 16x1,5-OMD	32,97
L	315	15	M 18 x 1,5					EVW-L-15-M 18x1,5-OMD	42,43
L	315	18	M 22 x 1,5					EVW-L-18-M 22x1,5-OMD	58,74
L	160	22	M 26 x 1,5					EVW-L-22-M 26x1,5-OMD	73,06
L	160	28	M 33 x 2					EVW-L-28-M 33x2-OMD	108,09
L	160	35	M 42 x 2					EVW-L-35-M 42x2-OMD	152,07
L	160	42	M 48 x 2					EVW-L-42-M 48x2-OMD	218,68

Reihe Series	Druck Pressure PN	Rohr A.D. Tube O.D. D1	Gewinde Thread G	Ca. Maße Approx. Dimensions				Bestellzeichen Order-Code OMD	Brutto-Preis Gross-Price Euro (€)
S	630	6	M 12 x 1,5					EVW-S-06-M 12x1,5-OMD	25,87
S	630	8	M 14 x 1,5					EVW-S-08-M 14x1,5-OMD	30,16
S	630	10	M 16 x 1,5					EVW-S-10-M 16x1,5-OMD	34,02
S	630	12	M 18 x 1,5					EVW-S-12-M 18x1,5-OMD	38,11
S	630	14	M 20 x 1,5					EVW-S-14-M 20x1,5-OMD	47,04
S	400	16	M 22 x 1,5					EVW-S-16-M 22x1,5-OMD	59,26
S	400	20	M 27 x 2					EVW-S-20-M 27x2-OMD	75,70
S	400	25	M 33 x 2					EVW-S-25-M 33x2-OMD	111,94
S	400	30	M 42 x 2					EVW-S-30-M 42x2-OMD	153,80
S	250	38	M 48 x 2					EVW-S-38-M 48x2-OMD	218,11


**Einstellbare T-Verschraubungen**

Einsteckausführung - Vormontiert  
 Anschluss D1 ist vormontiert. Die Fertigmontage erfolgt im Stutzen mit ca. 1/2 Umdrehung der Überwurfmutter über den Punkt des deutlich spürbaren Kraftanstieges.

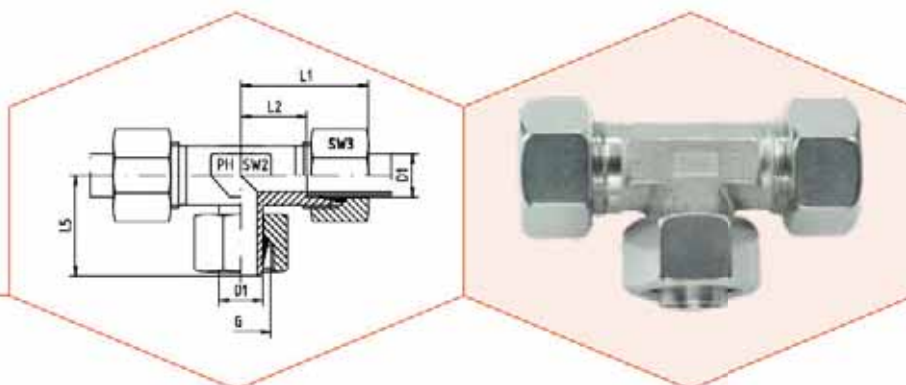
**Swivel Branch Tees**

Male Stud Type - Pre-Assembled  
 Port D1 is pre-assembled. Final assembly in appropriate body with approx. 1/2 turn beyond the point of clearly perceptible resistance.

Reihe Series	Druck Pressure PN	Rohr A.D. Tube O.D. D1	Gewinde Thread G	Ca. Maße Approx. Dimensions					Bestellzeichen Order-Code Standard	Brutto-Preis Gross-Price Euro (€)
				L1	L2	L5	SW2	SW3		
L	315	6	M 12 x 1,5	27	12,0	26,0	12	14	EVT-L-06	30,17
L	315	8	M 14 x 1,5	29	14,0	27,5	12	17	EVT-L-08	33,29
L	315	10	M 16 x 1,5	30	15,0	28,0	14	19	EVT-L-10	37,48
L	315	12	M 18 x 1,5	32	17,0	29,5	17	22	EVT-L-12	42,18
L	315	15	M 22 x 1,5	36	21,0	32,5	19	27	EVT-L-15	55,91
L	315	18	M 26 x 1,5	40	23,5	35,5	24	32	EVT-L-18	79,25
L	160	22	M 30 x 2	44	27,5	38,5	27	36	EVT-L-22	86,92
L	160	28	M 36 x 2	47	30,5	41,5	38	41	EVT-L-28	138,05
L	160	35	M 45 x 2	56	34,5	54,0	41	50	EVT-L-35	222,42
L	160	42	M 52 x 2	63	40,0	58,0	50	60	EVT-L-42	302,18

Reihe Series	Druck Pressure PN	Rohr A.D. Tube O.D. D1	Gewinde Thread G	Ca. Maße Approx. Dimensions					Bestellzeichen Order-Code Standard	Brutto-Preis Gross-Price Euro (€)
				L1	L2	L5	SW2	SW3		
S	830	6	M 14 x 1,5	31	16,0	27,0	12	17	EVT-S-06	31,19
S	830	8	M 16 x 1,5	32	17,0	27,5	14	19	EVT-S-08	36,15
S	630	10	M 18 x 1,5	34	17,5	30,0	17	22	EVT-S-10	40,39
S	830	12	M 20 x 1,5	38	21,5	31,0	17	24	EVT-S-12	43,31
S	830	14	M 22 x 1,5	40	22,0	35,0	19	27	EVT-S-14	57,88
S	400	16	M 24 x 1,5	43	24,5	36,5	24	30	EVT-S-16	74,14
S	400	20	M 30 x 2	48	26,5	44,5	27	36	EVT-S-20	99,70
S	400	25	M 36 x 2	54	30,0	50,0	38	46	EVT-S-25	153,39
S	400	30	M 42 x 2	62	35,5	55,0	41	50	EVT-S-30	201,96
S	250	38	M 52 x 2	72	41,0	63,0	50	60	EVT-S-38	314,45



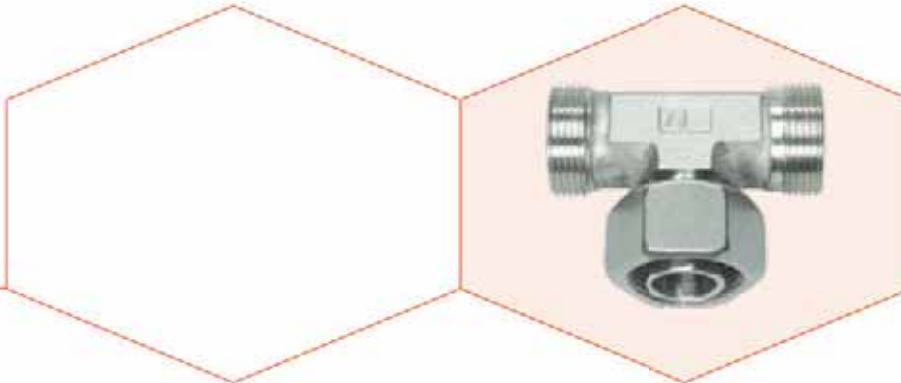


**Einstellbare T-Verschraubungen**  
Einsteckausführung - Vormontiert  
Anschluss D1 ist vormontiert. Die Fertigmontage erfolgt im Stutzen mit ca. 1/2 Umdrehung der Überwurfmutter über den Punkt des deutlich spürbaren Kraftanstieges.

**Swivel Branch Tees**  
Male Stud Type - Pre-Assembled  
Port D1 is pre-assembled. Final assembly in appropriate body with approx. 1/2 turn beyond the point of clearly perceptible resistance.

Reihe Series	Druck Pressure PN	Rohr A.D. Tube O.D. D1	Gewinde Thread G	Ca. Maße Approx. Dimensions					Bestellzeichen Order-Code SC	Brutto-Preis Gross-Price Euro (€)
				L1	L2	L5	SW2	SW3		
L	315	6	M 12 x 1,5	27	12,0	26,0	12	14	EVT-L-06-SC	31,13
L	315	8	M 14 x 1,5	29	14,0	27,5	12	17	EVT-L-08-SC	34,61
L	315	10	M 16 x 1,5	30	15,0	29,0	14	19	EVT-L-10-SC	38,80
L	315	12	M 18 x 1,5	32	17,0	29,5	17	22	EVT-L-12-SC	43,86
L	315	15	M 22 x 1,5	36	21,0	32,5	19	27	EVT-L-15-SC	59,15
L	315	18	M 26 x 1,5	40	23,5	35,5	24	32	EVT-L-18-SC	84,17
L	160	22	M 30 x 2	44	27,5	38,5	27	36	EVT-L-22-SC	92,20
L	160	28	M 36 x 2	47	30,5	41,5	36	41	EVT-L-28-SC	144,05
L	160	35	M 45 x 2	56	34,5	54,0	41	50	EVT-L-35-SC	233,58
L	160	42	M 52 x 2	63	40,0	56,0	50	60	EVT-L-42-SC	315,14

Reihe Series	Druck Pressure PN	Rohr A.D. Tube O.D. D1	Gewinde Thread G	Ca. Maße Approx. Dimensions					Bestellzeichen Order-Code SC	Brutto-Preis Gross-Price Euro (€)
				L1	L2	L5	SW2	SW3		
S	630	8	M 14 x 1,5	31	16,0	27,0	12	17	EVT-S-06-SC	32,51
S	630	8	M 16 x 1,5	32	17,0	27,5	14	19	EVT-S-08-SC	37,47
S	630	10	M 18 x 1,5	34	17,5	30,0	17	22	EVT-S-10-SC	42,07
S	630	12	M 20 x 1,5	38	21,5	31,0	17	24	EVT-S-12-SC	45,83
S	630	14	M 22 x 1,5	40	22,0	35,0	19	27	EVT-S-14-SC	62,56
S	400	16	M 24 x 1,5	43	24,5	36,5	24	30	EVT-S-16-SC	78,82
S	400	20	M 30 x 2	48	26,5	44,5	27	36	EVT-S-20-SC	105,34
S	400	25	M 36 x 2	54	30,0	50,0	36	46	EVT-S-25-SC	162,39
S	400	30	M 42 x 2	62	35,5	55,0	41	50	EVT-S-30-SC	214,44
S	250	38	M 52 x 2	72	41,0	63,0	50	60	EVT-S-38-SC	331,37



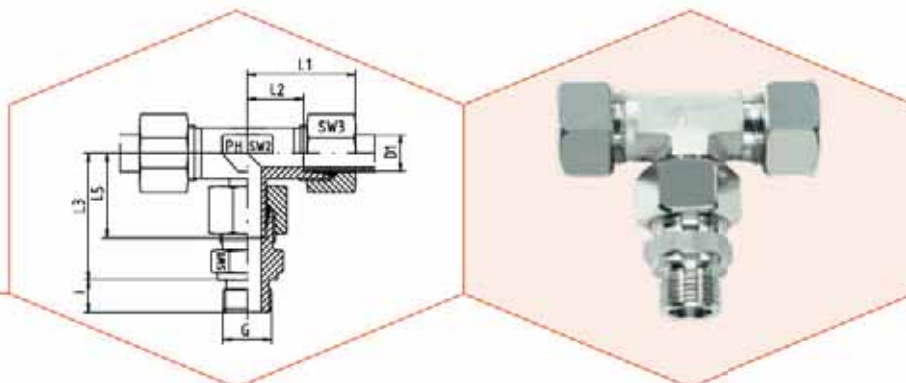
**Einstellbare T-Verschraubungen**  
 Einsteckausführung - Vormontiert  
 Anschluss D1 ist vormontiert. Die Fertigmontage erfolgt im Stutzen mit ca. 1/2 Umdrehung der Überwurfmutter über den Punkt des deutlich spürbaren Kraftanstieges.

**Swivel Branch Tees**  
 Male Stud Type - Pre-Assembled  
 Port D1 is pre-assembled. Final assembly in appropriate body with approx. 1/2 turn beyond the point of clearly perceptible resistance.

Reihe Series	Druck Pressure PN	Rohr A.D. Tube O.D. D1	Gewinde Thread G	Ca. Maße Approx. Dimensions				Bestellzeichen Order-Code OMD	Brutto-Preis Gross-Price Euro (€)
L	315	6	M 12 x 1,5					EVT-L-06-OMD	25,55
L	315	8	M 14 x 1,5					EVT-L-08-OMD	27,69
L	315	10	M 16 x 1,5					EVT-L-10-OMD	30,76
L	315	12	M 18 x 1,5					EVT-L-12-OMD	34,40
L	315	15	M 22 x 1,5					EVT-L-15-OMD	45,63
L	315	18	M 26 x 1,5					EVT-L-18-OMD	62,01
L	160	22	M 30 x 2					EVT-L-22-OMD	66,30
L	160	28	M 36 x 2					EVT-L-28-OMD	108,35
L	160	35	M 45 x 2					EVT-L-35-OMD	180,20
L	160	42	M 52 x 2					EVT-L-42-OMD	247,32

Reihe Series	Druck Pressure PN	Rohr A.D. Tube O.D. D1	Gewinde Thread G	Ca. Maße Approx. Dimensions				Bestellzeichen Order-Code OMD	Brutto-Preis Gross-Price Euro (€)
S	630	6	M 14 x 1,5					EVT-S-06-OMD	25,61
S	630	8	M 16 x 1,5					EVT-S-08-OMD	29,75
S	630	10	M 18 x 1,5					EVT-S-10-OMD	32,51
S	630	12	M 20 x 1,5					EVT-S-12-OMD	34,41
S	630	14	M 22 x 1,5					EVT-S-14-OMD	46,88
S	400	16	M 24 x 1,5					EVT-S-16-OMD	57,72
S	400	20	M 30 x 2					EVT-S-20-OMD	78,54
S	400	25	M 36 x 2					EVT-S-25-OMD	116,15
S	400	30	M 42 x 2					EVT-S-30-OMD	155,08
S	250	38	M 52 x 2					EVT-S-38-OMD	251,17




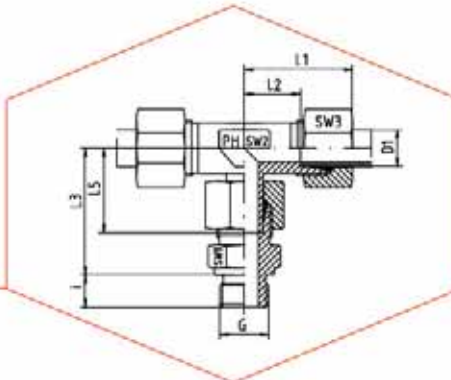


**Einstellbare T-Verschraubungen**  
Einsteckausführung - Vormontiert  
Einschraubgewinde: Whitworth-Rohrgewinde - Zylindrisch  
Abdichtung durch Dichtkante Form B  
Der Anschluss ist vormontiert. Die Fertigmontage erfolgt im Stutzen mit ca. 1/2 Umdrehung der Überwurfmutter über den Punkt des deutlich spürbaren Kraftanstieges.

**Swivel Branch Tees**  
Male Stud Type - Pre-Assembled  
Thread: BSP - Parallel / Sealing by Sealing Shoulder Form B  
The part is pre-assembled. Final assembly in appropriate body with approx. 1/2 turn beyond the point of clearly perceptible resistance.

Reihe Series	Druck Pressure PN	Rohr A.D. Tube O.D. D1	Gewinde Thread G	Ca. Maße Approx. Dimensions								Bestellzeichen Order-Code Standard	Brutto-Preis Gross-Price Euro (€)
				L1	L2	L3	L5	i	SW1	SW2	SW3		
L	315	6	G 1/8"	27	12,0	34,5	26,0	8	14	12	14	EVT-L-06-G 1/8"	33,74
L	315	8	G 1/4"	29	14,0	37,5	27,5	12	19	12	17	EVT-L-08-G 1/4"	37,95
L	315	10	G 1/4"	30	15,0	40,0	28,0	12	19	14	19	EVT-L-10-G 1/4"	42,50
L	315	12	G 3/8"	32	17,0	42,0	29,5	12	22	17	22	EVT-L-12-G 3/8"	48,49
L	315	15	G 1/2"	36	21,0	46,5	32,5	14	27	19	27	EVT-L-15-G 1/2"	65,64
L	315	18	G 1/2"	40	23,5	50,0	35,5	14	27	24	32	EVT-L-18-G 1/2"	89,96
L	160	22	G 3/4"	44	27,5	65,0	38,5	16	32	27	36	EVT-L-22-G 3/4"	102,64
L	160	28	G 1"	47	30,5	69,0	41,5	18	41	36	41	EVT-L-28-G 1"	185,02
L	160	35	G 1 1/4"	56	34,5	71,5	54,0	20	50	41	50	EVT-L-35-G 1 1/4"	254,99
L	160	42	G 1 1/2"	63	40,0	75,0	58,0	22	55	50	60	EVT-L-42-G 1 1/2"	346,33

Reihe Series	Druck Pressure PN	Rohr A.D. Tube O.D. D1	Gewinde Thread G	Ca. Maße Approx. Dimensions								Bestellzeichen Order-Code Standard	Brutto-Preis Gross-Price Euro (€)
				L1	L2	L3	L5	i	SW1	SW2	SW3		
S	630	6	G 1/4"	31	16,0	40,0	27,0	12	19	12	17	EVT-S-06-G 1/4"	35,66
S	630	8	G 1/4"	32	17,0	42,5	27,5	12	19	14	19	EVT-S-08-G 1/4"	41,44
S	630	10	G 3/8"	34	17,5	45,0	30,0	12	22	17	22	EVT-S-10-G 3/8"	47,40
S	630	12	G 3/8"	38	21,5	48,0	31,0	12	22	17	24	EVT-S-12-G 3/8"	50,73
S	630	14	G 1/2"	40	22,0	54,0	35,0	14	27	19	27	EVT-S-14-G 1/2"	69,05
S	400	16	G 1/2"	43	24,5	55,0	36,5	14	27	24	30	EVT-S-16-G 1/2"	86,90
S	400	20	G 3/4"	48	26,5	65,0	44,5	16	32	27	36	EVT-S-20-G 3/4"	117,65
S	400	25	G 1"	54	30,0	73,0	50,0	18	41	36	46	EVT-S-25-G 1"	184,02
S	400	30	G 1 1/4"	62	35,5	78,5	55,0	20	50	41	50	EVT-S-30-G 1 1/4"	237,32
S	250	38	G 1 1/2"	72	41,0	89,0	63,0	22	55	50	60	EVT-S-38-G 1 1/2"	356,78


**Einstellbare T-Verschraubungen**

Einsteckausführung - Vormontiert  
 Einschraubgewinde: Whitworth-Rohrgewinde - Zylindrisch  
 Abdichtung durch Dichtkante Form B  
 Der Anschluss ist vormontiert. Die Fertigmontage erfolgt im Stutzen mit ca. 1/2 Umdrehung der Überwurfmutter über den Punkt des deutlich spürbaren Kraftanstieges.

**Swivel Branch Tees**

Male Stud Type - Pre-Assembled  
 Thread: BSP - Parallel / Sealing by Sealing Shoulder Form B  
 The port is pre-assembled. Final assembly in appropriate body with approx. 1/2 turn beyond the point of clearly perceptible resistance.

Reihe Series	Druck Pressure PN	Rohr A.D. Tube O.D. D1	Gewinde Thread G	Ca. Maße Approx. Dimensions								Bestellzeichen Order-Code SC	Brutto-Preis Gross-Price Euro (€)
				L1	L2	L3	L5	i	SW1	SW2	SW3		
L	315	6	G 1/8"	27	12,0	34,5	26,0	8	14	12	14	EVT-L-06-G 1/8"-SC	34,70
L	315	8	G 1/4"	29	14,0	37,5	27,5	12	19	12	17	EVT-L-08-G 1/4"-SC	39,27
L	315	10	G 1/4"	30	15,0	40,0	29,0	12	19	14	19	EVT-L-10-G 1/4"-SC	43,82
L	315	12	G 3/8"	32	17,0	42,0	29,5	12	22	17	22	EVT-L-12-G 3/8"-SC	50,17
L	315	15	G 1/2"	36	21,0	46,5	32,5	14	27	19	27	EVT-L-15-G 1/2"-SC	68,88
L	315	18	G 1/2"	40	23,5	50,0	35,5	14	27	24	32	EVT-L-18-G 1/2"-SC	94,88
L	160	22	G 3/4"	44	27,5	65,0	38,5	16	32	27	36	EVT-L-22-G 3/4"-SC	107,92
L	160	28	G 1"	47	30,5	69,0	41,5	18	41	38	41	EVT-L-28-G 1"-SC	171,02
L	160	35	G 1 1/4"	56	34,5	71,5	54,0	20	50	41	50	EVT-L-35-G 1 1/4"-SC	266,15
L	160	42	G 1 1/2"	63	40,0	75,0	56,0	22	55	50	60	EVT-L-42-G 1 1/2"-SC	359,29

Reihe Series	Druck Pressure PN	Rohr A.D. Tube O.D. D1	Gewinde Thread G	Ca. Maße Approx. Dimensions								Bestellzeichen Order-Code SC	Brutto-Preis Gross-Price Euro (€)
				L1	L2	L3	L5	i	SW1	SW2	SW3		
S	630	6	G 1/4"	31	16,0	40,0	27,0	12	19	12	17	EVT-S-06-G 1/4"-SC	36,98
S	630	8	G 1/4"	32	17,0	42,5	27,5	12	19	14	19	EVT-S-08-G 1/4"-SC	42,76
S	630	10	G 3/8"	34	17,5	45,0	30,0	12	22	17	22	EVT-S-10-G 3/8"-SC	49,08
S	630	12	G 3/8"	38	21,5	48,0	31,0	12	22	17	24	EVT-S-12-G 3/8"-SC	53,25
S	630	14	G 1/2"	40	22,0	54,0	35,0	14	27	19	27	EVT-S-14-G 1/2"-SC	73,73
S	400	16	G 1/2"	43	24,5	55,0	36,5	14	27	24	30	EVT-S-16-G 1/2"-SC	91,58
S	400	20	G 3/4"	48	26,5	65,0	44,5	16	32	27	36	EVT-S-20-G 3/4"-SC	123,29
S	400	25	G 1"	54	30,0	73,0	50,0	18	41	38	46	EVT-S-25-G 1"-SC	193,02
S	400	30	G 1 1/4"	62	35,5	78,5	55,0	20	50	41	50	EVT-S-30-G 1 1/4"-SC	249,80
S	250	38	G 1 1/2"	72	41,0	89,0	63,0	22	55	50	60	EVT-S-38-G 1 1/2"-SC	373,70





**Einstellbare T-Verschraubungen**

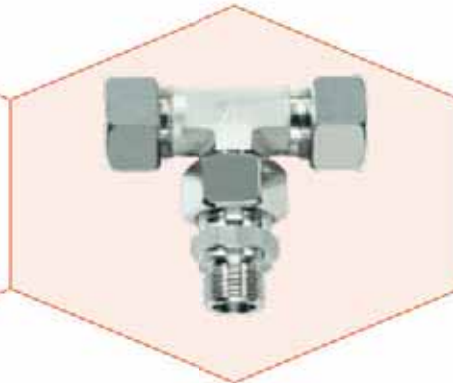
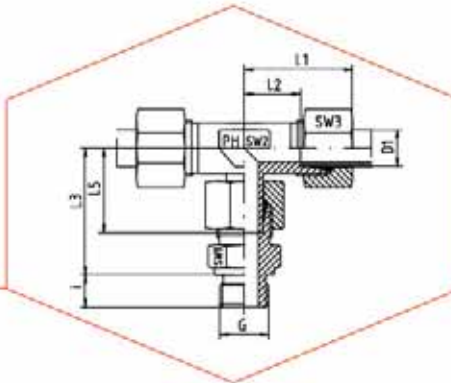
Einsteckausführung - Vormontiert  
Einschraubgewinde: Whitworth-Rohrgewinde - Zylindrisch  
Abdichtung durch Dichtkante Form B  
Der Anschluss ist vormontiert. Die Fertigmontage erfolgt im Stutzen mit ca. 1/2 Umdrehung der Überwurfmutter über den Punkt des deutlich spürbaren Kraftanstieges.

**Swivel Branch Tees**

Male Stud Type - Pre-Assembled  
Thread: BSP - Parallel / Sealing by Sealing Shoulder Form B  
The part is pre-assembled. Final assembly in appropriate body with approx. 1/2 turn beyond the point of clearly perceptible resistance.

Reihe Series	Druck Pressure PN	Rohr A.D. Tube O.D. D1	Gewinde Thread G	Ca. Maße Approx. Dimensions				Bestellzeichen Order-Code OMD	Brutto-Preis Gross-Price Euro (€)
L	315	6	G 1/8"					EVT-L-06-G 1/8"-OMD	29,12
L	315	8	G 1/4"					EVT-L-08-G 1/4"-OMD	32,35
L	315	10	G 1/4"					EVT-L-10-G 1/4"-OMD	35,78
L	315	12	G 3/8"					EVT-L-12-G 3/8"-OMD	40,71
L	315	15	G 1/2"					EVT-L-15-G 1/2"-OMD	55,36
L	315	18	G 1/2"					EVT-L-18-G 1/2"-OMD	72,72
L	160	22	G 3/4"					EVT-L-22-G 3/4"-OMD	82,02
L	160	28	G 1"					EVT-L-28-G 1"-OMD	135,32
L	160	35	G 1 1/4"					EVT-L-35-G 1 1/4"-OMD	212,77
L	160	42	G 1 1/2"					EVT-L-42-G 1 1/2"-OMD	291,47

Reihe Series	Druck Pressure PN	Rohr A.D. Tube O.D. D1	Gewinde Thread G	Ca. Maße Approx. Dimensions				Bestellzeichen Order-Code OMD	Brutto-Preis Gross-Price Euro (€)
S	630	6	G 1/4"					EVT-S-06-G 1/4"-OMD	30,08
S	630	8	G 1/4"					EVT-S-08-G 1/4"-OMD	35,04
S	630	10	G 3/8"					EVT-S-10-G 3/8"-OMD	39,52
S	630	12	G 3/8"					EVT-S-12-G 3/8"-OMD	41,83
S	630	14	G 1/2"					EVT-S-14-G 1/2"-OMD	58,05
S	400	16	G 1/2"					EVT-S-16-G 1/2"-OMD	70,48
S	400	20	G 3/4"					EVT-S-20-G 3/4"-OMD	96,49
S	400	25	G 1"					EVT-S-25-G 1"-OMD	146,78
S	400	30	G 1 1/4"					EVT-S-30-G 1 1/4"-OMD	190,44
S	250	38	G 1 1/2"					EVT-S-38-G 1 1/2"-OMD	283,50


**Einstellbare T-Verschraubungen**

Einsteckausführung - Vormontiert  
 Einschraubgewinde: Metrisches Feingewinde - Zylindrisch  
 Abdichtung durch Dichtkante Form B  
 Der Anschluss ist vormontiert. Die Fertigmontage erfolgt im Stutzen mit ca. 1/2 Umdrehung der Überwurfmutter über den Punkt des deutlich spürbaren Kraftanstieges.

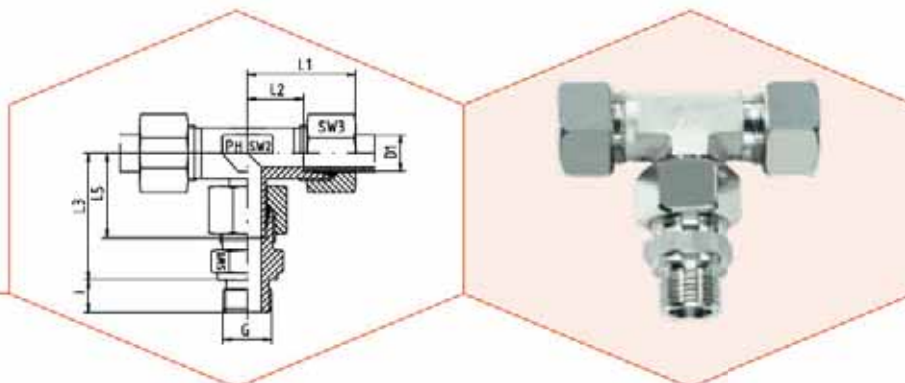
**Swivel Branch Tees**

Male Stud Type - Pre-Assembled  
 Thread: Metric - Parallel / Sealing by Sealing Shoulder Form B  
 The port is pre-assembled. Final assembly in appropriate body with approx. 1/2 turn beyond the point of clearly perceptible resistance.

Reihe Series	Druck Pressure PN	Rohr A.D. Tube O.D. D1	Gewinde Thread G	Ca. Maße Approx. Dimensions								Bestellzeichen Order-Code Standard	Brutto-Preis Gross-Price Euro (€)
				L1	L2	L3	L5	i	SW1	SW2	SW3		
L	315	6	M 10 x 1	27	12,0	34,5	26,0	8	14	12	14	EVT-L-06-M 10x1	33,74
L	315	8	M 12 x 1,5	29	14,0	37,5	27,5	12	17	12	17	EVT-L-08-M 12x1,5	38,36
L	315	10	M 14 x 1,5	30	15,0	40,0	29,0	12	19	14	19	EVT-L-10-M 14x1,5	42,45
L	315	12	M 16 x 1,5	32	17,0	42,0	29,5	12	22	17	22	EVT-L-12-M 16x1,5	49,23
L	315	15	M 18 x 1,5	36	21,0	46,0	32,5	12	24	19	27	EVT-L-15-M 18x1,5	65,05
L	315	18	M 22 x 1,5	40	23,5	50,0	35,5	14	27	24	32	EVT-L-18-M 22x1,5	91,29
L	160	22	M 26 x 1,5	44	27,5	55,0	38,5	16	32	27	36	EVT-L-22-M 26x1,5	103,82
L	160	28	M 33 x 2	47	30,5	59,0	41,5	18	41	38	41	EVT-L-28-M 33x2	166,40
L	160	35	M 42 x 2	56	34,5	71,5	54,0	20	50	41	50	EVT-L-35-M 42x2	254,99
L	160	42	M 48 x 2	63	40,0	75,0	56,0	22	55	50	60	EVT-L-42-M 48x2	346,33

Reihe Series	Druck Pressure PN	Rohr A.D. Tube O.D. D1	Gewinde Thread G	Ca. Maße Approx. Dimensions								Bestellzeichen Order-Code Standard	Brutto-Preis Gross-Price Euro (€)
				L1	L2	L3	L5	i	SW1	SW2	SW3		
S	630	6	M 12 x 1,5	31	16,0	40,0	27,0	12	17	12	17	EVT-S-06-M 12x1,5	38,12
S	630	8	M 14 x 1,5	32	17,0	42,5	27,5	12	19	14	19	EVT-S-08-M 14x1,5	44,18
S	630	10	M 16 x 1,5	34	17,5	45,0	30,0	12	22	17	22	EVT-S-10-M 16x1,5	48,80
S	630	12	M 18 x 1,5	38	21,5	48,0	31,0	12	24	17	24	EVT-S-12-M 18x1,5	52,15
S	630	14	M 20 x 1,5	40	22,0	54,0	35,0	14	27	19	27	EVT-S-14-M 20x1,5	68,97
S	400	16	M 22 x 1,5	43	24,5	55,0	36,5	14	27	24	30	EVT-S-16-M 22x1,5	86,90
S	400	20	M 27 x 2	48	26,5	65,0	44,5	16	32	27	36	EVT-S-20-M 27x2	117,91
S	400	25	M 33 x 2	54	30,0	73,0	50,0	18	41	38	46	EVT-S-25-M 33x2	184,25
S	400	30	M 42 x 2	62	35,5	78,5	55,0	20	50	41	50	EVT-S-30-M 42x2	236,04
S	250	38	M 48 x 2	72	41,0	89,0	63,0	22	55	50	60	EVT-S-38-M 48x2	357,30



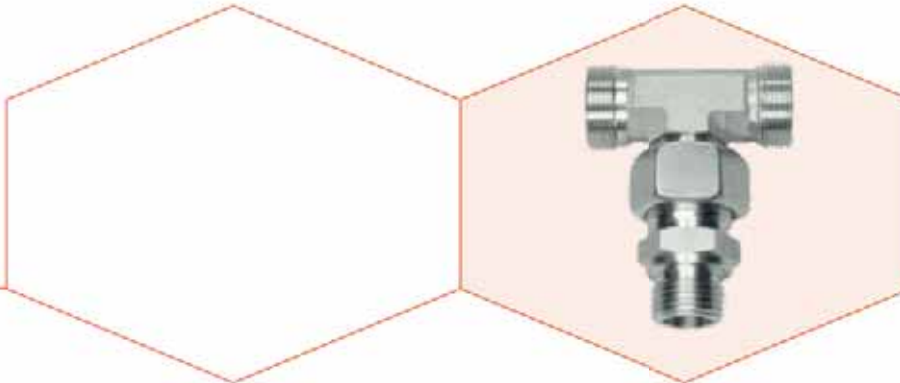


**Einstellbare T-Verschraubungen**  
Einsteckausführung - Vormontiert  
Einschraubgewinde: Metrisches Feingewinde - Zylindrisch  
Abdichtung durch Dichtkante Form B  
Der Anschluss ist vormontiert. Die Fertigmontage erfolgt im Stutzen mit ca. 1/2 Umdrehung der Überwurfmutter über den Punkt des deutlich spürbaren Kraftanstieges.

**Swivel Branch Tees**  
Male Stud Type - Pre-Assembled  
Thread: Metric - Parallel / Sealing by Sealing Shoulder Form B  
The part is pre-assembled. Final assembly in appropriate body with approx. 1/2 turn beyond the point of clearly perceptible resistance.

Reihe Series	Druck Pressure PN	Rohr A.D. Tube O.D. D1	Gewinde Thread G	Ca. Maße Approx. Dimensions								Bestellzeichen Order-Code SC	Brutto-Preis Gross-Price Euro (€)
				L1	L2	L3	L5	i	SW1	SW2	SW3		
L	315	6	M 10 x 1	27	12,0	34,5	26,0	8	14	12	14	EVT-L-06-M 10x1-SC	34,70
L	315	8	M 12 x 1,5	29	14,0	37,5	27,5	12	17	12	17	EVT-L-08-M 12x1,5-SC	39,68
L	315	10	M 14 x 1,5	30	15,0	40,0	28,0	12	19	14	19	EVT-L-10-M 14x1,5-SC	43,77
L	315	12	M 16 x 1,5	32	17,0	42,0	29,5	12	22	17	22	EVT-L-12-M 16x1,5-SC	50,91
L	315	15	M 18 x 1,5	36	21,0	46,0	32,5	12	24	19	27	EVT-L-15-M 18x1,5-SC	68,29
L	315	18	M 22 x 1,5	40	23,5	50,0	35,5	14	27	24	32	EVT-L-18-M 22x1,5-SC	96,21
L	160	22	M 26 x 1,5	44	27,5	55,0	38,5	16	32	27	36	EVT-L-22-M 26x1,5-SC	109,10
L	160	28	M 33 x 2	47	30,5	59,0	41,5	18	41	36	41	EVT-L-28-M 33x2-SC	172,40
L	160	35	M 42 x 2	56	34,5	71,5	54,0	20	50	41	50	EVT-L-35-M 42x2-SC	266,15
L	160	42	M 48 x 2	63	40,0	75,0	58,0	22	55	50	60	EVT-L-42-M 48x2-SC	359,29

Reihe Series	Druck Pressure PN	Rohr A.D. Tube O.D. D1	Gewinde Thread G	Ca. Maße Approx. Dimensions								Bestellzeichen Order-Code SC	Brutto-Preis Gross-Price Euro (€)
				L1	L2	L3	L5	i	SW1	SW2	SW3		
S	630	6	M 12 x 1,5	31	16,0	40,0	27,0	12	17	12	17	EVT-S-06-M 12x1,5-SC	39,44
S	630	8	M 14 x 1,5	32	17,0	42,5	27,5	12	19	14	19	EVT-S-08-M 14x1,5-SC	45,50
S	630	10	M 16 x 1,5	34	17,5	45,0	30,0	12	22	17	22	EVT-S-10-M 16x1,5-SC	50,48
S	630	12	M 18 x 1,5	38	21,5	48,0	31,0	12	24	17	24	EVT-S-12-M 18x1,5-SC	54,67
S	630	14	M 20 x 1,5	40	22,0	54,0	35,0	14	27	19	27	EVT-S-14-M 20x1,5-SC	73,65
S	400	16	M 22 x 1,5	43	24,5	55,0	36,5	14	27	24	30	EVT-S-16-M 22x1,5-SC	91,58
S	400	20	M 27 x 2	48	26,5	65,0	44,5	16	32	27	36	EVT-S-20-M 27x2-SC	123,55
S	400	25	M 33 x 2	54	30,0	73,0	50,0	18	41	36	46	EVT-S-25-M 33x2-SC	193,25
S	400	30	M 42 x 2	62	35,5	78,5	55,0	20	50	41	50	EVT-S-30-M 42x2-SC	248,52
S	250	38	M 48 x 2	72	41,0	89,0	63,0	22	55	50	60	EVT-S-38-M 48x2-SC	374,22


**Einstellbare T-Verschraubungen**

Einsteckausführung - Vormontiert  
 Einschraubgewinde: Metrisches Feingewinde - Zylindrisch  
 Abdichtung durch Dichtkante Form B  
 Der Anschluss ist vormontiert. Die Fertigmontage erfolgt im Stutzen mit ca. 1/2 Umdrehung der Überwurfmutter über den Punkt des deutlich spürbaren Kraftanstieges.

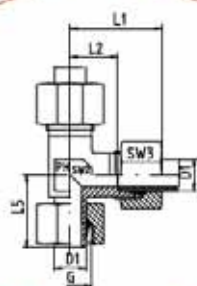
**Swivel Branch Tees**

Male Stud Type - Pre-Assembled  
 Thread: Metric - Parallel / Sealing by Sealing Shoulder Form B  
 The port is pre-assembled. Final assembly in appropriate body with approx. 1/2 turn beyond the point of clearly perceptible resistance.

Reihe Series	Druck Pressure PN	Rohr A.D. Tube O.D. D1	Gewinde Thread G	Ca. Maße Approx. Dimensions				Bestellzeichen Order-Code OMD	Brutto-Preis Gross-Price Euro (€)
L	315	6	M 10 x 1					EVT-L-06-M 10x1-OMD	29,12
L	315	8	M 12 x 1,5					EVT-L-08-M 12x1,5-OMD	32,76
L	315	10	M 14 x 1,5					EVT-L-10-M 14x1,5-OMD	35,73
L	315	12	M 16 x 1,5					EVT-L-12-M 16x1,5-OMD	41,45
L	315	15	M 18 x 1,5					EVT-L-15-M 18x1,5-OMD	54,77
L	315	18	M 22 x 1,5					EVT-L-18-M 22x1,5-OMD	74,05
L	160	22	M 26 x 1,5					EVT-L-22-M 26x1,5-OMD	83,20
L	160	28	M 33 x 2					EVT-L-28-M 33x2-OMD	136,70
L	160	35	M 42 x 2					EVT-L-35-M 42x2-OMD	212,77
L	160	42	M 48 x 2					EVT-L-42-M 48x2-OMD	291,47

Reihe Series	Druck Pressure PN	Rohr A.D. Tube O.D. D1	Gewinde Thread G	Ca. Maße Approx. Dimensions				Bestellzeichen Order-Code OMD	Brutto-Preis Gross-Price Euro (€)
S	630	6	M 12 x 1,5					EVT-S-06-M 12x1,5-OMD	32,54
S	630	8	M 14 x 1,5					EVT-S-08-M 14x1,5-OMD	37,78
S	630	10	M 16 x 1,5					EVT-S-10-M 16x1,5-OMD	40,92
S	630	12	M 18 x 1,5					EVT-S-12-M 18x1,5-OMD	43,25
S	630	14	M 20 x 1,5					EVT-S-14-M 20x1,5-OMD	57,97
S	400	16	M 22 x 1,5					EVT-S-16-M 22x1,5-OMD	70,48
S	400	20	M 27 x 2					EVT-S-20-M 27x2-OMD	96,75
S	400	25	M 33 x 2					EVT-S-25-M 33x2-OMD	147,01
S	400	30	M 42 x 2					EVT-S-30-M 42x2-OMD	189,16
S	250	38	M 48 x 2					EVT-S-38-M 48x2-OMD	294,02



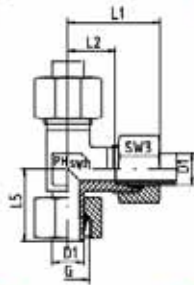


**Einstellbare L-Verschraubungen**  
Einsteckausführung - Vormontiert  
Anschluss D1 ist vormontiert. Die Fertigmontage erfolgt im Stutzen mit ca. 1/2 Umdrehung der Überwurfmutter über den Punkt des deutlich spürbaren Kraftanstieges.

**Swivel Barrel Tees**  
Male Stud Type - Pre-Assembled  
Port D1 is pre-assembled. Final assembly in appropriate body with approx. 1/2 turn beyond the point of clearly perceptible resistance.

Reihe Series	Druck Pressure PN	Rohr A.D. Tube O.D. D1	Gewinde Thread G	Ca. Maße Approx. Dimensions					Bestellzeichen Order-Code Standard	Brutto-Preis Gross-Price Euro (€)
				L1	L2	L5	SW2	SW3		
L	315	6	M 12 x 1,5	27	12,0	26,0	12	14	EVL-L-06	30,17
L	315	8	M 14 x 1,5	29	14,0	27,5	12	17	EVL-L-08	33,29
L	315	10	M 16 x 1,5	30	15,0	29,0	14	19	EVL-L-10	37,48
L	315	12	M 18 x 1,5	32	17,0	29,5	17	22	EVL-L-12	43,74
L	315	15	M 22 x 1,5	36	21,0	32,5	19	27	EVL-L-15	57,93
L	315	18	M 26 x 1,5	40	23,5	35,5	24	32	EVL-L-18	94,59
L	160	22	M 30 x 2	44	27,5	38,5	27	36	EVL-L-22	99,70
L	180	28	M 36 x 2	47	30,5	43,5	36	41	EVL-L-28	171,29
L	160	35	M 45 x 2	56	34,5	54,0	41	50	EVL-L-35	253,08
L	180	42	M 52 x 2	63	40,0	56,0	50	60	EVL-L-42	332,34

Reihe Series	Druck Pressure PN	Rohr A.D. Tube O.D. D1	Gewinde Thread G	Ca. Maße Approx. Dimensions					Bestellzeichen Order-Code Standard	Brutto-Preis Gross-Price Euro (€)
				L1	L2	L5	SW2	SW3		
S	630	6	M 14 x 1,5	31	16,0	27,0	12	17	EVL-S-06	31,75
S	630	8	M 16 x 1,5	32	17,0	27,5	14	19	EVL-S-08	35,54
S	630	10	M 18 x 1,5	34	17,5	30,0	17	22	EVL-S-10	45,61
S	630	12	M 20 x 1,5	38	21,5	31,0	17	24	EVL-S-12	50,72
S	630	14	M 22 x 1,5	40	22,0	35,0	19	27	EVL-S-14	58,80
S	400	16	M 24 x 1,5	43	24,5	36,5	24	30	EVL-S-16	94,59
S	400	20	M 30 x 2	48	26,5	44,5	27	36	EVL-S-20	115,04
S	400	25	M 36 x 2	54	30,0	50,0	36	46	EVL-S-25	184,07
S	400	30	M 42 x 2	62	35,5	55,0	41	50	EVL-S-30	230,08
S	250	38	M 52 x 2	72	41,0	63,0	50	60	EVL-S-38	332,34


**Einstellbare L-Verschraubungen**

Einsteckausführung - Vormontiert  
 Anschluss D1 ist vormontiert. Die Fertigmontage erfolgt im Stutzen mit ca. 1/2 Umdrehung der Überwurfmutter über den Punkt des deutlich spürbaren Kraftanstieges.

**Swivel Barrel Tees**

Male Stud Type - Pre-Assembled  
 Port D1 is pre-assembled. Final assembly in appropriate body with approx. 1/2 turn beyond the point of clearly perceptible resistance.

Reihe Series	Druck Pressure PN	Rohr A.D. Tube O.D. D1	Gewinde Thread G	Ca. Maße Approx. Dimensions					Bestellzeichen Order-Code SC	Brutto-Preis Gross-Price Euro (€)
				L1	L2	L5	SW2	SW3		
L	315	6	M 12 x 1,5	27	12,0	26,0	12	14	EVL-L-06-SC	31,13
L	315	8	M 14 x 1,5	29	14,0	27,5	12	17	EVL-L-08-SC	34,61
L	315	10	M 16 x 1,5	30	15,0	29,0	14	19	EVL-L-10-SC	38,80
L	315	12	M 18 x 1,5	32	17,0	29,5	17	22	EVL-L-12-SC	45,42
L	315	15	M 22 x 1,5	36	21,0	32,5	19	27	EVL-L-15-SC	61,17
L	315	18	M 26 x 1,5	40	23,5	35,5	24	32	EVL-L-18-SC	99,51
L	160	22	M 30 x 2	44	27,5	38,5	27	36	EVL-L-22-SC	104,98
L	160	28	M 36 x 2	47	30,5	43,5	38	41	EVL-L-28-SC	177,29
L	160	35	M 45 x 2	56	34,5	54,0	41	50	EVL-L-35-SC	264,25
L	160	42	M 52 x 2	63	40,0	58,0	50	60	EVL-L-42-SC	345,30

Reihe Series	Druck Pressure PN	Rohr A.D. Tube O.D. D1	Gewinde Thread G	Ca. Maße Approx. Dimensions					Bestellzeichen Order-Code SC	Brutto-Preis Gross-Price Euro (€)
				L1	L2	L5	SW2	SW3		
S	630	6	M 14 x 1,5	31	16,0	27,0	12	17	EVL-S-06-SC	33,07
S	630	8	M 16 x 1,5	32	17,0	27,5	14	19	EVL-S-08-SC	36,86
S	630	10	M 18 x 1,5	34	17,5	30,0	17	22	EVL-S-10-SC	47,29
S	630	12	M 20 x 1,5	38	21,5	31,0	17	24	EVL-S-12-SC	53,24
S	630	14	M 22 x 1,5	40	22,0	35,0	19	27	EVL-S-14-SC	63,48
S	400	16	M 24 x 1,5	43	24,5	36,5	24	30	EVL-S-16-SC	99,27
S	400	20	M 30 x 2	48	26,5	44,5	27	36	EVL-S-20-SC	120,68
S	400	25	M 36 x 2	54	30,0	50,0	38	46	EVL-S-25-SC	193,07
S	400	30	M 42 x 2	62	35,5	55,0	41	50	EVL-S-30-SC	242,56
S	250	38	M 52 x 2	72	41,0	63,0	50	60	EVL-S-38-SC	349,26



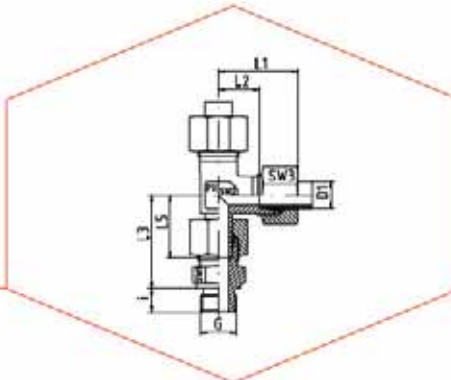


**Einstellbare L-Verschraubungen**  
Einsteckausführung - Vormontiert  
Anschluss D1 ist vormontiert. Die Fertigmontage erfolgt im Stutzen mit ca. 1/2 Umdrehung der Überwurfmutter über den Punkt des deutlich spürbaren Kraftanstieges.

**Swivel Barrel Tees**  
Male Stud Type - Pre-Assembled  
Port D1 is pre-assembled. Final assembly in appropriate body with approx. 1/2 turn beyond the point of clearly perceptible resistance.

Reihe Series	Druck Pressure PN	Rohr A.D. Tube O.D. D1	Gewinde Thread G	Ca. Maße Approx. Dimensions				Bestellzeichen Order-Code OMD	Brutto-Preis Gross-Price Euro (€)
L	315	6	M 12 x 1,5					EVL-L-06-OMD	25,55
L	315	8	M 14 x 1,5					EVL-L-08-OMD	27,69
L	315	10	M 16 x 1,5					EVL-L-10-OMD	30,76
L	315	12	M 18 x 1,5					EVL-L-12-OMD	35,96
L	315	15	M 22 x 1,5					EVL-L-15-OMD	47,65
L	315	18	M 26 x 1,5					EVL-L-18-OMD	77,35
L	160	22	M 30 x 2					EVL-L-22-OMD	79,08
L	160	28	M 36 x 2					EVL-L-28-OMD	141,59
L	160	35	M 45 x 2					EVL-L-35-OMD	210,87
L	160	42	M 52 x 2					EVL-L-42-OMD	277,48

Reihe Series	Druck Pressure PN	Rohr A.D. Tube O.D. D1	Gewinde Thread G	Ca. Maße Approx. Dimensions				Bestellzeichen Order-Code OMD	Brutto-Preis Gross-Price Euro (€)
S	630	6	M 14 x 1,5					EVL-S-06-OMD	26,17
S	630	8	M 16 x 1,5					EVL-S-08-OMD	29,14
S	630	10	M 18 x 1,5					EVL-S-10-OMD	37,73
S	630	12	M 20 x 1,5					EVL-S-12-OMD	41,82
S	630	14	M 22 x 1,5					EVL-S-14-OMD	47,80
S	400	16	M 24 x 1,5					EVL-S-16-OMD	78,17
S	400	20	M 30 x 2					EVL-S-20-OMD	93,88
S	400	25	M 36 x 2					EVL-S-25-OMD	146,83
S	400	30	M 42 x 2					EVL-S-30-OMD	183,20
S	250	38	M 52 x 2					EVL-S-38-OMD	269,06


**Einstellbare L-Verschraubungen**

Einsteckausführung - Vormontiert  
 Einschraubgewinde: Whitworth-Rohrgewinde - Zylindrisch  
 Abdichtung durch Dichtkante Form B  
 Der Anschluss ist vormontiert. Die Fertigmontage erfolgt im Stutzen mit ca. 1/2 Umdrehung der Überwurfmutter über den Punkt des deutlich spürbaren Kraftanstieges.

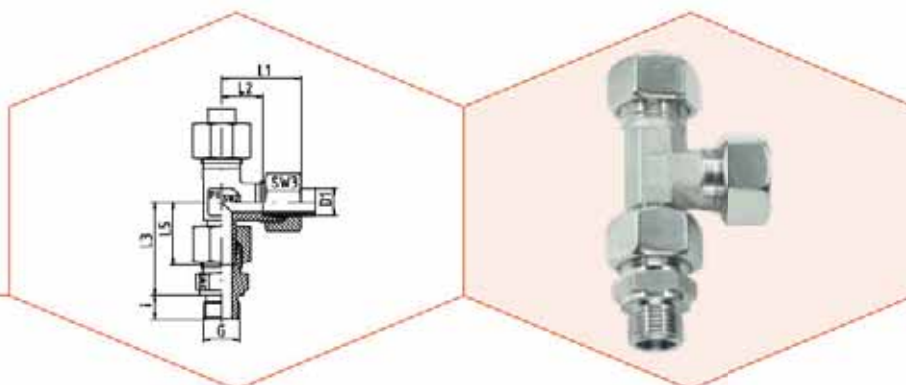
**Swivel Barrel Tees**

Male Stud Type - Pre-Assembled  
 Thread: BSP - Parallel / Sealing by Sealing Shoulder Form B  
 The port is pre-assembled. Final assembly in appropriate body with approx. 1/2 turn beyond the point of clearly perceptible resistance.

Reihe Series	Druck Pressure PN	Rohr A.D. Tube O.D. D1	Gewinde Thread G	Ca. Maße Approx. Dimensions								Bestellzeichen Order-Code Standard	Brutto-Preis Gross-Price Euro (€)
				L1	L2	L3	L5	i	SW1	SW2	SW3		
L	315	6	G 1/8"	27	12,0	34,5	26,0	8	14	12	14	EVL-L-06-G 1/8"	33,74
L	315	8	G 1/4"	29	14,0	37,5	27,5	12	19	12	17	EVL-L-08-G 1/4"	37,95
L	315	10	G 1/4"	30	15,0	40,0	29,0	12	19	14	19	EVL-L-10-G 1/4"	42,50
L	315	12	G 3/8"	32	17,0	42,0	29,5	12	22	17	22	EVL-L-12-G 3/8"	50,05
L	315	15	G 1/2"	36	21,0	46,5	32,5	14	27	19	27	EVL-L-15-G 1/2"	67,66
L	315	18	G 1/2"	40	23,5	50,0	35,5	14	27	24	32	EVL-L-18-G 1/2"	105,30
L	160	22	G 3/4"	44	27,5	55,0	38,5	16	32	27	36	EVL-L-22-G 3/4"	115,43
L	160	28	G 1"	47	30,5	61,0	43,5	18	41	38	41	EVL-L-28-G 1"	198,28
L	160	35	G 1 1/4"	56	34,5	71,5	54,0	20	50	41	50	EVL-L-35-G 1 1/4"	285,66
L	160	42	G 1 1/2"	63	40,0	75,0	56,0	22	55	50	60	EVL-L-42-G 1 1/2"	376,50

Reihe Series	Druck Pressure PN	Rohr A.D. Tube O.D. D1	Gewinde Thread G	Ca. Maße Approx. Dimensions								Bestellzeichen Order-Code Standard	Brutto-Preis Gross-Price Euro (€)
				L1	L2	L3	L5	i	SW1	SW2	SW3		
S	630	6	G 1/4"	31	16,0	40,0	27,0	12	19	12	17	EVL-S-06-G 1/4"	36,23
S	630	8	G 1/4"	32	17,0	42,5	27,5	12	19	14	19	EVL-S-08-G 1/4"	40,83
S	630	10	G 3/8"	34	17,5	45,0	30,0	12	22	17	22	EVL-S-10-G 3/8"	52,61
S	630	12	G 3/8"	38	21,5	48,0	31,0	12	22	17	24	EVL-S-12-G 3/8"	58,13
S	630	14	G 1/2"	40	22,0	54,0	35,0	14	27	19	27	EVL-S-14-G 1/2"	69,97
S	400	16	G 1/2"	43	24,5	55,0	36,5	14	27	24	30	EVL-S-16-G 1/2"	107,35
S	400	20	G 3/4"	48	26,5	65,0	44,5	16	32	27	36	EVL-S-20-G 3/4"	132,99
S	400	25	G 1"	54	30,0	73,0	50,0	18	41	38	46	EVL-S-25-G 1"	214,89
S	400	30	G 1 1/4"	62	35,5	78,5	55,0	20	50	41	50	EVL-S-30-G 1 1/4"	265,62
S	250	38	G 1 1/2"	72	41,0	89,0	63,0	22	55	50	60	EVL-S-38-G 1 1/2"	374,68



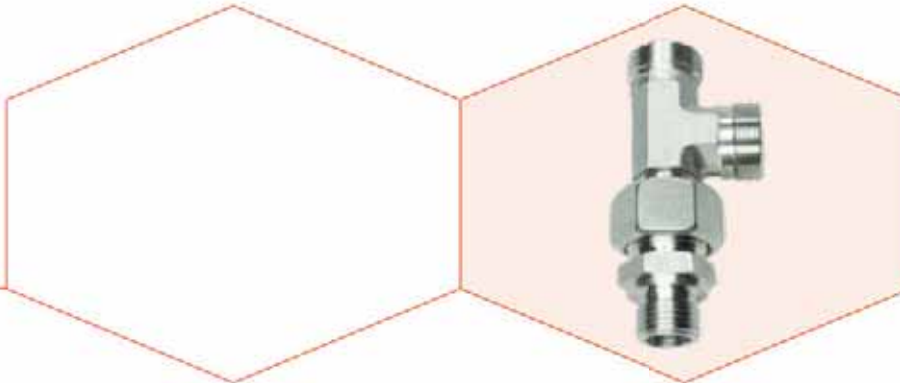


**Einstellbare L-Verschraubungen**  
Einsteckausführung - Vormontiert  
Einschraubgewinde: Whitworth-Rohrgewinde - Zylindrisch  
Abdichtung durch Dichtkante Form B  
Der Anschluss ist vormontiert. Die Fertigmontage erfolgt im Stutzen mit ca. 1/2 Umdrehung der Überwurfmutter über den Punkt des deutlich spürbaren Kraftanstieges.

**Swivel Barrel Tees**  
Male Stud Type - Pre-Assembled  
Thread: BSP - Parallel / Sealing by Sealing Shoulder Form B  
The port is pre-assembled. Final assembly in appropriate body with approx. 1/2 turn beyond the point of clearly perceptible resistance.

Reihe Series	Druck Pressure PN	Rohr A.D. Tube O.D. D1	Gewinde Thread G	Ca. Maße Approx. Dimensions								Bestellzeichen Order-Code SC	Brutto-Preis Gross-Price Euro (€)
				L1	L2	L3	L5	I	SW1	SW2	SW3		
L	315	6	G 1/8"	27	12,0	34,5	26,0	8	14	12	14	EVL-L-06-G 1/8"-SC	34,70
L	315	8	G 1/4"	29	14,0	37,5	27,5	12	19	12	17	EVL-L-08-G 1/4"-SC	39,27
L	315	10	G 1/4"	30	15,0	40,0	28,0	12	19	14	19	EVL-L-10-G 1/4"-SC	43,82
L	315	12	G 3/8"	32	17,0	42,0	29,5	12	22	17	22	EVL-L-12-G 3/8"-SC	51,73
L	315	15	G 1/2"	36	21,0	46,5	32,5	14	27	19	27	EVL-L-15-G 1/2"-SC	70,90
L	315	18	G 1/2"	40	23,5	50,0	35,5	14	27	24	32	EVL-L-18-G 1/2"-SC	110,22
L	160	22	G 3/4"	44	27,5	55,0	38,5	16	32	27	36	EVL-L-22-G 3/4"-SC	120,71
L	160	28	G 1"	47	30,5	61,0	43,5	18	41	36	41	EVL-L-28-G 1"-SC	204,26
L	160	35	G 1 1/4"	56	34,5	71,5	54,0	20	50	41	50	EVL-L-35-G 1 1/4"-SC	296,82
L	160	42	G 1 1/2"	63	40,0	75,0	58,0	22	55	50	60	EVL-L-42-G 1 1/2"-SC	389,46

Reihe Series	Druck Pressure PN	Rohr A.D. Tube O.D. D1	Gewinde Thread G	Ca. Maße Approx. Dimensions								Bestellzeichen Order-Code SC	Brutto-Preis Gross-Price Euro (€)
				L1	L2	L3	L5	I	SW1	SW2	SW3		
S	630	6	G 1/4"	31	16,0	40,0	27,0	12	19	12	17	EVL-S-06-G 1/4"-SC	37,55
S	630	8	G 1/4"	32	17,0	42,5	27,5	12	19	14	19	EVL-S-08-G 1/4"-SC	42,15
S	630	10	G 3/8"	34	17,5	45,0	30,0	12	22	17	22	EVL-S-10-G 3/8"-SC	54,29
S	630	12	G 3/8"	38	21,5	48,0	31,0	12	22	17	24	EVL-S-12-G 3/8"-SC	60,65
S	630	14	G 1/2"	40	22,0	54,0	35,0	14	27	19	27	EVL-S-14-G 1/2"-SC	74,65
S	400	16	G 1/2"	43	24,5	55,0	36,5	14	27	24	30	EVL-S-16-G 1/2"-SC	112,03
S	400	20	G 3/4"	48	26,5	65,0	44,5	16	32	27	36	EVL-S-20-G 3/4"-SC	138,63
S	400	25	G 1"	54	30,0	73,0	50,0	18	41	36	46	EVL-S-25-G 1"-SC	223,69
S	400	30	G 1 1/4"	62	35,5	78,5	55,0	20	50	41	50	EVL-S-30-G 1 1/4"-SC	278,10
S	250	38	G 1 1/2"	72	41,0	89,0	63,0	22	55	50	60	EVL-S-38-G 1 1/2"-SC	391,60


**Einstellbare L-Verschraubungen**

Einsteckausführung - Vormontiert  
 Einschraubgewinde: Whitworth-Rohrgewinde - Zylindrisch  
 Abdichtung durch Dichtkante Form B  
 Der Anschluss ist vormontiert. Die Fertigmontage erfolgt im Stutzen mit ca. 1/2 Umdrehung der Überwurfmutter über den Punkt des deutlich spürbaren Kraftanstieges.

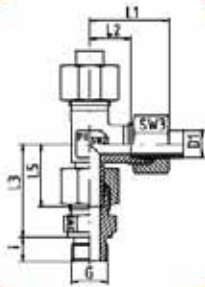
**Swivel Barrel Tees**

Male Stud Type - Pre-Assembled  
 Thread: BSP - Parallel / Sealing by Sealing Shoulder Form B  
 The port is pre-assembled. Final assembly in appropriate body with approx. 1/2 turn beyond the point of clearly perceptible resistance.

Reihe Series	Druck Pressure PN	Rohr A.D. Tube O.D. D1	Gewinde Thread G	Ca. Maße Approx. Dimensions				Bestellzeichen Order-Code OMD	Brutto-Preis Gross-Price Euro (€)
L	315	6	G 1/8"					EVL-L-06-G 1/8"-OMD	29,12
L	315	8	G 1/4"					EVL-L-08-G 1/4"-OMD	32,35
L	315	10	G 1/4"					EVL-L-10-G 1/4"-OMD	35,78
L	315	12	G 3/8"					EVL-L-12-G 3/8"-OMD	42,27
L	315	15	G 1/2"					EVL-L-15-G 1/2"-OMD	57,38
L	315	18	G 1/2"					EVL-L-18-G 1/2"-OMD	80,06
L	160	22	G 3/4"					EVL-L-22-G 3/4"-OMD	94,81
L	160	28	G 1"					EVL-L-28-G 1"-OMD	168,56
L	160	35	G 1 1/4"					EVL-L-35-G 1 1/4"-OMD	243,44
L	160	42	G 1 1/2"					EVL-L-42-G 1 1/2"-OMD	321,64

Reihe Series	Druck Pressure PN	Rohr A.D. Tube O.D. D1	Gewinde Thread G	Ca. Maße Approx. Dimensions				Bestellzeichen Order-Code OMD	Brutto-Preis Gross-Price Euro (€)
S	630	6	G 1/4"					EVL-S-06-G 1/4"-OMD	30,65
S	630	8	G 1/4"					EVL-S-08-G 1/4"-OMD	34,43
S	630	10	G 3/8"					EVL-S-10-G 3/8"-OMD	44,73
S	630	12	G 3/8"					EVL-S-12-G 3/8"-OMD	49,23
S	630	14	G 1/2"					EVL-S-14-G 1/2"-OMD	58,97
S	400	16	G 1/2"					EVL-S-16-G 1/2"-OMD	90,93
S	400	20	G 3/4"					EVL-S-20-G 3/4"-OMD	111,83
S	400	25	G 1"					EVL-S-25-G 1"-OMD	177,45
S	400	30	G 1 1/4"					EVL-S-30-G 1 1/4"-OMD	218,74
S	250	38	G 1 1/2"					EVL-S-38-G 1 1/2"-OMD	311,40




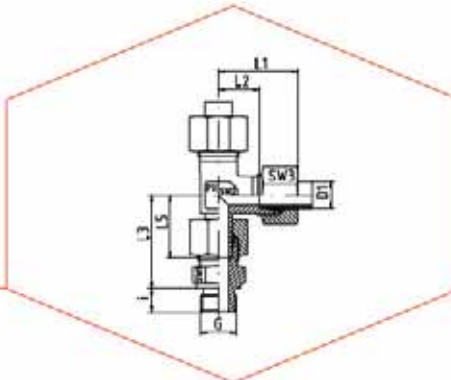


**Einstellbare L-Verschraubungen**  
Einsteckausführung - Vormontiert  
Einschraubgewinde: Metrisches Feingewinde - Zylindrisch  
Abdichtung durch Dichtkante Form B  
Der Anschluss ist vormontiert. Die Fertigmontage erfolgt im Stutzen mit ca. 1/2 Umdrehung der Überwurfmutter über den Punkt des deutlich spürbaren Kraftanstieges.

**Swivel Barrel Tees**  
Male Stud Type - Pre-Assembled  
Thread: Metric - Parallel / Sealing by Sealing Shoulder Form B  
The port is pre-assembled. Final assembly in appropriate body with approx. 1/2 turn beyond the point of clearly perceptible resistance.

Reihe Series	Druck Pressure PN	Rohr A.D. Tube O.D. D1	Gewinde Thread G	Ca. Maße Approx. Dimensions								Bestellzeichen Order-Code Standard	Brutto-Preis Gross-Price Euro (€)
				L1	L2	L3	L5	i	SW1	SW2	SW3		
L	315	6	M 10 x 1	27	12,0	34,5	26,0	8	14	12	14	EVL-L-06-M 10x1	33,74
L	315	8	M 12 x 1,5	29	14,0	37,5	27,5	12	17	12	17	EVL-L-08-M 12x1,5	38,36
L	315	10	M 14 x 1,5	30	15,0	40,0	28,0	12	19	14	19	EVL-L-10-M 14x1,5	42,45
L	315	12	M 16 x 1,5	32	17,0	42,0	29,5	12	22	17	22	EVL-L-12-M 16x1,5	50,79
L	315	15	M 18 x 1,5	36	21,0	46,0	32,5	12	24	19	27	EVL-L-15-M 18x1,5	67,07
L	315	18	M 22 x 1,5	40	23,5	50,0	35,5	14	27	24	32	EVL-L-18-M 22x1,5	106,63
L	160	22	M 26 x 1,5	44	27,5	55,0	38,5	16	32	27	36	EVL-L-22-M 26x1,5	116,60
L	160	28	M 33 x 2	47	30,5	61,0	43,5	18	41	36	41	EVL-L-28-M 33x2	199,64
L	160	35	M 42 x 2	56	34,5	71,5	54,0	20	50	41	50	EVL-L-35-M 42x2	285,66
L	160	42	M 48 x 2	63	40,0	75,0	58,0	22	55	50	60	EVL-L-42-M 48x2	376,50

Reihe Series	Druck Pressure PN	Rohr A.D. Tube O.D. D1	Gewinde Thread G	Ca. Maße Approx. Dimensions								Bestellzeichen Order-Code Standard	Brutto-Preis Gross-Price Euro (€)
				L1	L2	L3	L5	i	SW1	SW2	SW3		
S	630	6	M 12 x 1,5	31	16,0	40,0	27,0	12	17	12	17	EVL-S-06-M 12x1,5	38,68
S	630	8	M 14 x 1,5	32	17,0	42,5	27,5	12	19	14	19	EVL-S-08-M 14x1,5	43,56
S	630	10	M 16 x 1,5	34	17,5	45,0	30,0	12	22	17	22	EVL-S-10-M 16x1,5	54,02
S	630	12	M 18 x 1,5	38	21,5	48,0	31,0	12	24	17	24	EVL-S-12-M 18x1,5	59,57
S	630	14	M 20 x 1,5	40	22,0	54,0	35,0	14	27	19	27	EVL-S-14-M 20x1,5	69,89
S	400	16	M 22 x 1,5	43	24,5	55,0	36,5	14	27	24	30	EVL-S-16-M 22x1,5	107,35
S	400	20	M 27 x 2	48	26,5	65,0	44,5	16	32	27	36	EVL-S-20-M 27x2	133,24
S	400	25	M 33 x 2	54	30,0	73,0	50,0	18	41	36	46	EVL-S-25-M 33x2	214,92
S	400	30	M 42 x 2	62	35,5	78,5	55,0	20	50	41	50	EVL-S-30-M 42x2	264,16
S	250	38	M 48 x 2	72	41,0	89,0	63,0	22	55	50	60	EVL-S-38-M 48x2	375,19



**Einstellbare L-Verschraubungen**  
 Einsteckausführung - Vormontiert  
 Einschraubgewinde: Metrisches Feingewinde - Zylindrisch  
 Abdichtung durch Dichtkante Form B  
 Der Anschluss ist vormontiert. Die Fertigmontage erfolgt im Stutzen mit ca. 1/2 Umdrehung der Überwurfmutter über den Punkt des deutlich spürbaren Kraftanstieges.

**Swivel Barrel Tees**  
 Male Stud Type - Pre-Assembled  
 Thread: Metric - Parallel / Sealing by Sealing Shoulder Form B  
 The port is pre-assembled. Final assembly in appropriate body with approx. 1/2 turn beyond the point of clearly perceptible resistance.

Reihe Series	Druck Pressure PN	Rohr A.D. Tube O.D. D1	Gewinde Thread G	Ca. Maße Approx. Dimensions								Bestellzeichen Order-Code SC	Brutto-Preis Gross-Price Euro (€)
				L1	L2	L3	L5	i	SW1	SW2	SW3		
L	315	6	M 10 x 1	27	12,0	34,5	26,0	8	14	12	14	EVL-L-06-M 10x1-SC	34,70
L	315	8	M 12 x 1,5	29	14,0	37,5	27,5	12	17	12	17	EVL-L-08-M 12x1,5-SC	39,68
L	315	10	M 14 x 1,5	30	15,0	40,0	29,0	12	19	14	19	EVL-L-10-M 14x1,5-SC	43,77
L	315	12	M 16 x 1,5	32	17,0	42,0	29,5	12	22	17	22	EVL-L-12-M 16x1,5-SC	52,47
L	315	15	M 18 x 1,5	36	21,0	46,0	32,5	12	24	19	27	EVL-L-15-M 18x1,5-SC	70,31
L	315	18	M 22 x 1,5	40	23,5	50,0	35,5	14	27	24	32	EVL-L-18-M 22x1,5-SC	111,55
L	160	22	M 26 x 1,5	44	27,5	55,0	38,5	16	32	27	36	EVL-L-22-M 26x1,5-SC	121,88
L	160	28	M 33 x 2	47	30,5	61,0	43,5	18	41	38	41	EVL-L-28-M 33x2-SC	205,64
L	160	35	M 42 x 2	56	34,5	71,5	54,0	20	50	41	50	EVL-L-35-M 42x2-SC	296,82
L	160	42	M 48 x 2	63	40,0	75,0	56,0	22	55	50	60	EVL-L-42-M 48x2-SC	389,48

Reihe Series	Druck Pressure PN	Rohr A.D. Tube O.D. D1	Gewinde Thread G	Ca. Maße Approx. Dimensions								Bestellzeichen Order-Code SC	Brutto-Preis Gross-Price Euro (€)
				L1	L2	L3	L5	i	SW1	SW2	SW3		
S	630	6	M 12 x 1,5	31	16,0	40,0	27,0	12	17	12	17	EVL-S-06-M 12x1,5-SC	40,00
S	630	8	M 14 x 1,5	32	17,0	42,5	27,5	12	19	14	19	EVL-S-08-M 14x1,5-SC	44,88
S	630	10	M 16 x 1,5	34	17,5	45,0	30,0	12	22	17	22	EVL-S-10-M 16x1,5-SC	55,70
S	630	12	M 18 x 1,5	38	21,5	48,0	31,0	12	24	17	24	EVL-S-12-M 18x1,5-SC	62,09
S	630	14	M 20 x 1,5	40	22,0	54,0	35,0	14	27	19	27	EVL-S-14-M 20x1,5-SC	74,57
S	400	16	M 22 x 1,5	43	24,5	55,0	36,5	14	27	24	30	EVL-S-16-M 22x1,5-SC	112,03
S	400	20	M 27 x 2	48	26,5	65,0	44,5	16	32	27	36	EVL-S-20-M 27x2-SC	138,88
S	400	25	M 33 x 2	54	30,0	73,0	50,0	18	41	38	46	EVL-S-25-M 33x2-SC	223,92
S	400	30	M 42 x 2	62	35,5	78,5	55,0	20	50	41	50	EVL-S-30-M 42x2-SC	276,64
S	250	38	M 48 x 2	72	41,0	89,0	63,0	22	55	50	60	EVL-S-38-M 48x2-SC	392,11



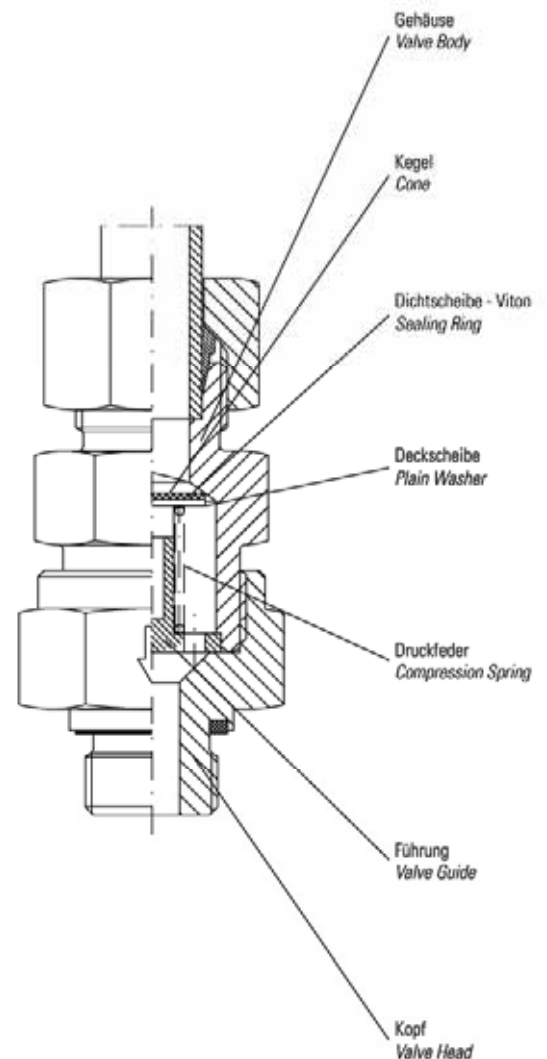
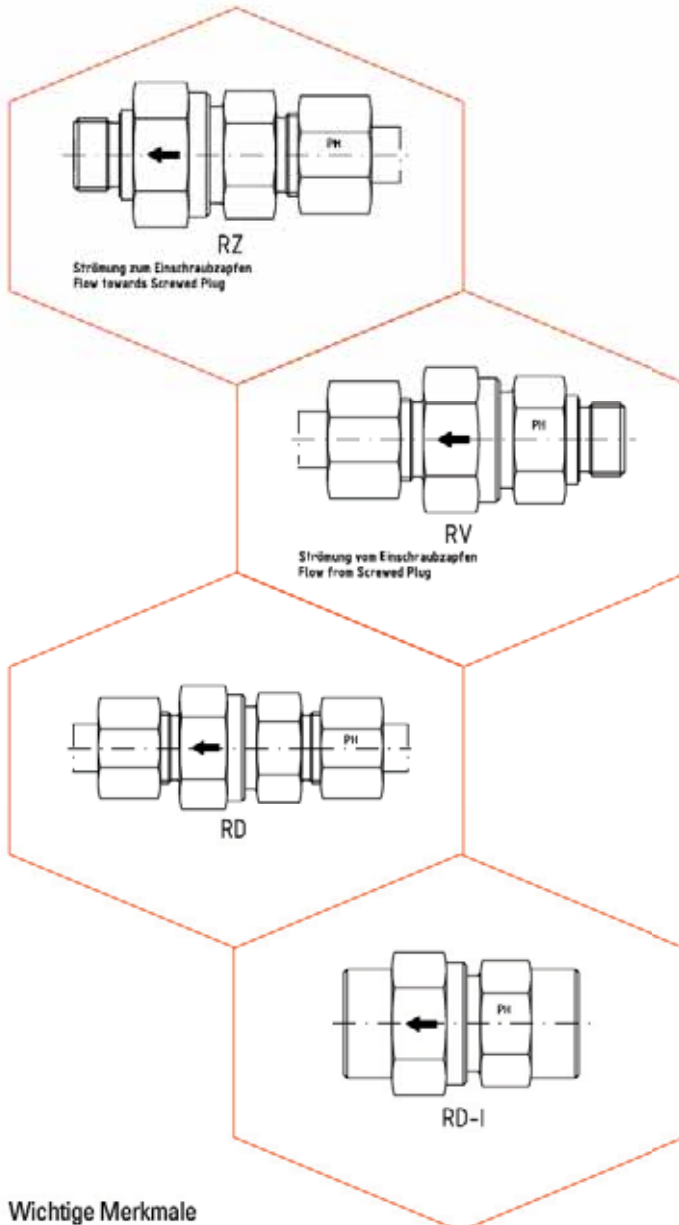


**Einstellbare L-Verschraubungen**  
Einsteckausführung - Vormontiert  
Einschraubgewinde: Metrisches Feingewinde - Zylindrisch  
Abdichtung durch Dichtkante Form B  
Der Anschluss ist vormontiert. Die Fertigmontage erfolgt im Stutzen mit ca. 1/2 Umdrehung der Überwurfmutter über den Punkt des deutlich spürbaren Kraftanstieges.

**Swivel Barrel Tees**  
*Male Stud Type - Pre-Assembled*  
Thread: Metric - Parallel / Sealing by Sealing Shoulder Form B  
*The port is pre-assembled. Final assembly in appropriate body with approx. 1/2 turn beyond the point of clearly perceptible resistance.*

Reihe Series	Druck Pressure PN	Rohr A.D. Tube O.D. D1	Gewinde Thread G	Ca. Maße Approx. Dimensions				Bestellzeichen Order-Code OMD	Brutto-Preis Gross-Price Euro (€)
L	315	6	M 10 x 1					EVL-L-06-M 10x1-OMD	29,12
L	315	8	M 12 x 1,5					EVL-L-08-M 12x1,5-OMD	32,76
L	315	10	M 14 x 1,5					EVL-L-10-M 14x1,5-OMD	35,73
L	315	12	M 16 x 1,5					EVL-L-12-M 16x1,5-OMD	43,01
L	315	15	M 18 x 1,5					EVL-L-15-M 18x1,5-OMD	56,79
L	315	18	M 22 x 1,5					EVL-L-18-M 22x1,5-OMD	89,39
L	160	22	M 26 x 1,5					EVL-L-22-M 26x1,5-OMD	95,98
L	160	28	M 33 x 2					EVL-L-28-M 33x2-OMD	169,94
L	160	35	M 42 x 2					EVL-L-35-M 42x2-OMD	243,44
L	160	42	M 48 x 2					EVL-L-42-M 48x2-OMD	321,64

Reihe Series	Druck Pressure PN	Rohr A.D. Tube O.D. D1	Gewinde Thread G	Ca. Maße Approx. Dimensions				Bestellzeichen Order-Code OMD	Brutto-Preis Gross-Price Euro (€)
S	630	6	M 12 x 1,5					EVL-S-06-M 12x1,5-OMD	33,10
S	630	8	M 14 x 1,5					EVL-S-08-M 14x1,5-OMD	37,16
S	630	10	M 16 x 1,5					EVL-S-10-M 16x1,5-OMD	46,14
S	630	12	M 18 x 1,5					EVL-S-12-M 18x1,5-OMD	50,67
S	630	14	M 20 x 1,5					EVL-S-14-M 20x1,5-OMD	58,89
S	400	16	M 22 x 1,5					EVL-S-16-M 22x1,5-OMD	90,93
S	400	20	M 27 x 2					EVL-S-20-M 27x2-OMD	112,08
S	400	25	M 33 x 2					EVL-S-25-M 33x2-OMD	177,68
S	400	30	M 42 x 2					EVL-S-30-M 42x2-OMD	217,26
S	250	38	M 48 x 2					EVL-S-38-M 48x2-OMD	311,91



### Wichtige Merkmale

Unsere Kegel-Rückschlagventile werden serienmäßig mit einem Öffnungsdruck von 1 bar geliefert.

Abnormale Öffnungsdrücke von 0,2; 0,5; 2 und 3 bar sind auf Wunsch lieferbar, und werden dann dem Bestellzeichen nachgestellt. (z.B. RD-L-12-0,5 bar)

Der Hub ist begrenzt. Der Durchflussquerschnitt wird nicht eingengt. Durchflussgeschwindigkeit max. 4-5 m/s. Die Ventile sind mit Strömungsrichtung und Öffnungsdruck gekennzeichnet.

Werkstoff: 1.4571

Andere Werkstoffe auf Anfrage!

Dichtungen aus Viton (-20°C bis +200°C)

### Verwendung für Hydraulikflüssigkeiten

Um die Eignung der Ventile bei anderen Bedingungen zu gewährleisten, bitten wir um Angabe des Mediums, eventuell auch Konzentration, max. Betriebsdruck inkl. Druckspitzen, Temperatur und Häufigkeit der Ventilbetätigung.

### Important Data

Our non-return valves are supplied with standard valve lift pressure 1 bar. Valve lift alternative pressures are 0,2; 0,5; 2 and 3 bar, supplied on request. (e.g. RD-L-12-0,5 bar)

The valve stroke is limited. The flow is 4-5 m/s. All valves are identified with flow direction and valve lift pressure.

Material: 1.4571

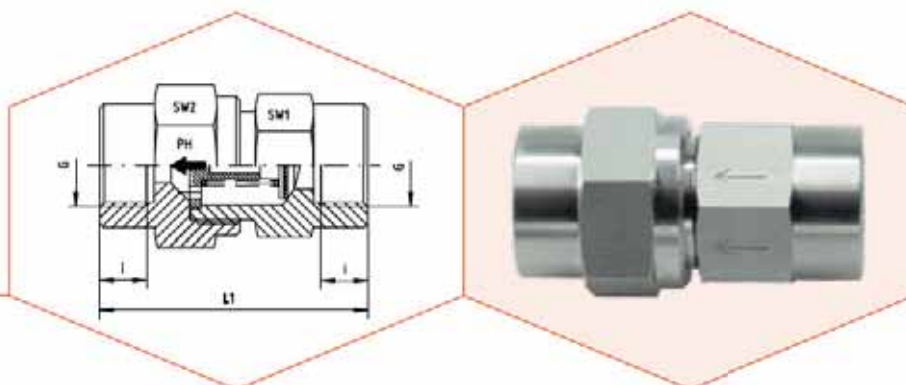
Other materials on request!

Viton Seals Temperature Range (-20°C to +200°C)

### Application for Hydraulic Fluids

In order to guarantee the suitability of the valves for other applications, we request the description of the medium, possibly also the concentration, max. working pressure including peak pressure, temperature and frequency of the valve operation.




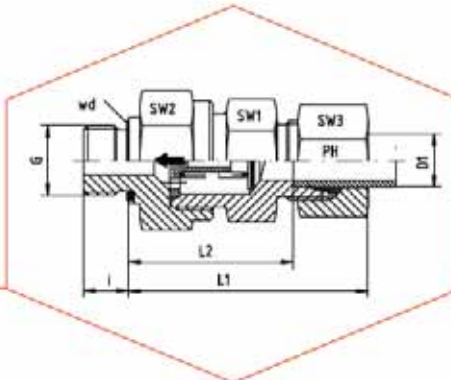


Beidseitiges Innengewinde  
Whitworth-Rohrgewinde - Zylindrisch  
NPT-Gewinde

Both Sides Inside Thread  
BSP - Parallel  
NPT-Thread

Druck Pressure PB	Gewinde Thread G	Ca. Maße Approx. Dimensions				Bestellzeichen Order-Code	Brutto-Preis Gross-Price Euro (€)
		L1	i	SW1	SW2		
400	G 1/8" BSP	42,5	8,0	17	17	RD-I-G 1/8"	65,96
400	G 1/4" BSP	54,0	12,0	19	19	RD-I-G 1/4"	65,96
400	G 3/8" BSP	60,0	12,0	24	27	RD-I-G 3/8"	74,14
400	G 1/2" BSP	71,0	15,0	32	36	RD-I-G 1/2"	94,59
400	G 3/4" BSP	84,0	16,5	41	46	RD-I-G 3/4"	152,37
400	G 1" BSP	94,5	19,0	46	50	RD-I-G 1"	165,66
250	G 1 1/4" BSP	110,0	21,5	55	60	RD-I-G 1 1/4"	319,00
250	G 1 1/2" BSP	114,5	22,0	65	70	RD-I-G 1 1/2"	489,00
250	G 2" BSP	120,0	26,0	75	75	nur 0,5 bar Öffnungsdruck / only 0,5 bar valve lift pressure RD-I-G 2"	812,00

Druck Pressure PB	Gewinde Thread G	Ca. Maße Approx. Dimensions				Bestellzeichen Order-Code	Brutto-Preis Gross-Price Euro (€)
		L1	i	SW1	SW2		
400	1/8" NPT		11,6	17	17	RD-I-NPT-1/8"	79,15
400	1/4" NPT	57,5	16,4	19	19	RD-I-NPT-1/4"	79,15
400	3/8" NPT	63,5	17,4	24	27	RD-I-NPT-3/8"	88,97
400	1/2" NPT	78,0	22,8	32	38	RD-I-NPT-1/2"	113,50
400	3/4" NPT	84,5	23,1	41	46	RD-I-NPT-3/4"	182,85
400	1" NPT	101,0	27,8	46	50	RD-I-NPT-1"	198,80
250	1 1/4" NPT		28,3	55	60	RD-I-NPT-1 1/4"	382,80
250	1 1/2" NPT	117,5	28,3	65	70	RD-I-NPT-1 1/2"	586,80
250	2" NPT	120,0		75	75	nur 0,5 bar Öffnungsdruck / only 0,5 bar valve lift pressure RD-I-NPT-2"	*



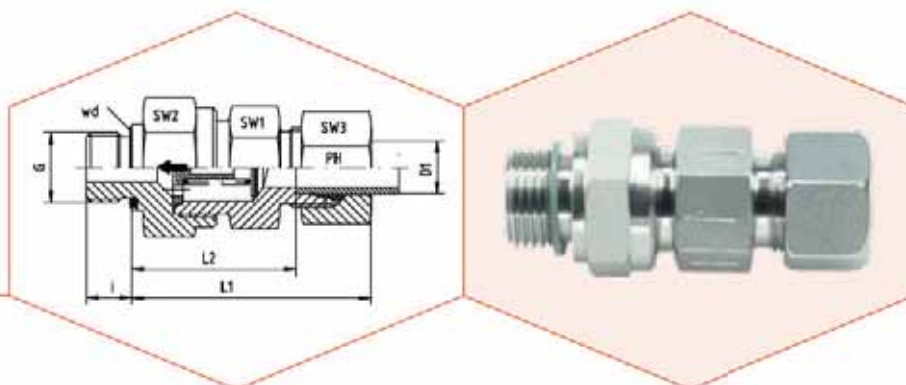
Einschraubgewinde G: Metrisches Feingewinde - Zylindrisch  
Einschraubzapfen mit Weichdichtung - Viton  
Strömung zum Einschraubzapfen

**Thread G: Metric - Parallel**  
Screwed Plug with Captive Seal - Viton  
Flow towards Screwed Plug

Reihe Series	Druck Pressure PB	Rohr A.D. Tube O.D. D1	Gewinde Thread G	Ca. Maße Approx. Dimensions						Bestellzeichen Order-Code Standard	Brutto-Preis Gross-Price Euro (€)
				L1	L2	i	SW1	SW2	SW3		
L	250	6	M 10 x 1	41	26,5	8	17	17	14	RZ-L-06-M 10x1-wd	53,69
L	250	8	M 12 x 1,5	43	28,5	12	19	17	17	RZ-L-08-M 12x1,5-wd	58,80
L	250	10	M 14 x 1,5	53	38,5	12	24	22	19	RZ-L-10-M 14x1,5-wd	69,03
L	250	12	M 16 x 1,5	55	40,5	12	30	27	22	RZ-L-12-M 16x1,5-wd	81,81
L	250	15	M 18 x 1,5	58	42,5	12	30	27	27	RZ-L-15-M 18x1,5-wd	82,03
L	160	18	M 22 x 1,5	64	48,0	14	36	36	32	RZ-L-18-M 22x1,5-wd	120,16
L	160	22	M 26 x 1,5	72	56,0	16	46	41	36	RZ-L-22-M 26x1,5-wd	171,80
L	100	28	M 33 x 2	81	64,0	18	55	50	41	RZ-L-28-M 33x2-wd	232,64
L	100	35	M 42 x 2	92	70,0	20	60	60	50	RZ-L-35-M 42x2-wd	334,90
L	100	42	M 48 x 2	104	71,5	22	70	65	80	RZ-L-42-M 48x2-wd	472,95

Reihe Series	Druck Pressure PB	Rohr A.D. Tube O.D. D1	Gewinde Thread G	Ca. Maße Approx. Dimensions						Bestellzeichen Order-Code Standard	Brutto-Preis Gross-Price Euro (€)
				L1	L2	i	SW1	SW2	SW3		
S	630	6	M 12 x 1,5	46	31,5	12	19	19	17	RZ-S-06-M 12x1,5-wd	58,80
S	630	8	M 14 x 1,5	46	31,5	12	22	19	19	RZ-S-08-M 14x1,5-wd	61,36
S	630	10	M 16 x 1,5	54	38,0	12	27	24	22	RZ-S-10-M 16x1,5-wd	71,58
S	630	12	M 18 x 1,5	57	41,0	12	30	27	24	RZ-S-12-M 18x1,5-wd	76,69
S	630	14	M 20 x 1,5	61	43,5	14	32	27	27	RZ-S-14-M 20x1,5-wd	86,92
S	400	16	M 22 x 1,5	64	46,0	14	36	32	30	RZ-S-16-M 22x1,5-wd	104,82
S	400	20	M 27 x 2	72	50,0	16	48	41	38	RZ-S-20-M 27x2-wd	166,17
S	400	25	M 33 x 2	79	54,5	18	50	46	46	RZ-S-25-M 33x2-wd	212,19
S	250	30	M 42 x 2	91	64,0	20	60	55	50	RZ-S-30-M 42x2-wd	308,78
S	250	38	M 48 x 2	102	71,5	22	70	65	60	RZ-S-38-M 48x2-wd	414,15



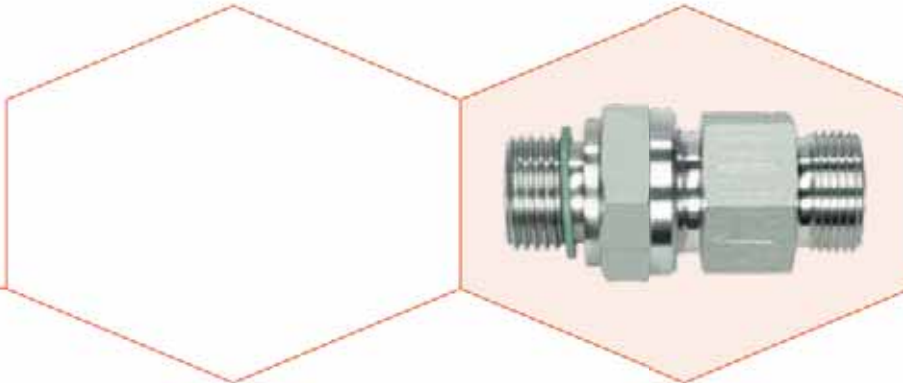


Einschraubgewinde G: Metrisches Feingewinde - Zylindrisch  
Einschraubzapfen mit Weichdichtung - Viton  
Strömung zum Einschraubzapfen

**Thread G: Metric - Parallel**  
Screwed Plug with Captive Seal - Viton  
Flow towards Screwed Plug

Reihe Series	Druck Pressura PB	Rohr A.D. Tube O.D. D1	Gewinde Thread G	Ca. Maße Approx. Dimensions						Bestellzeichen Order-Code SC	Brutto-Preis Gross-Price Euro (€)
				L1	L2	i	SW1	SW2	SW3		
L	250	6	M 10 x 1	41	26,5	8	17	17	14	RZ-L-06-M 10x1-wd-SC	54,01
L	250	8	M 12 x 1,5	43	28,5	12	19	17	17	RZ-L-08-M 12x1,5-wd-SC	59,24
L	250	10	M 14 x 1,5	53	38,5	12	24	22	19	RZ-L-10-M 14x1,5-wd-SC	69,47
L	250	12	M 16 x 1,5	55	40,5	12	30	27	22	RZ-L-12-M 16x1,5-wd-SC	82,37
L	250	15	M 18 x 1,5	58	42,5	12	30	27	27	RZ-L-15-M 18x1,5-wd-SC	93,11
L	160	18	M 22 x 1,5	64	48,0	14	36	36	32	RZ-L-18-M 22x1,5-wd-SC	121,80
L	160	22	M 26 x 1,5	72	56,0	16	46	41	36	RZ-L-22-M 26x1,5-wd-SC	173,56
L	100	28	M 33 x 2	81	64,0	18	55	50	41	RZ-L-28-M 33x2-wd-SC	234,64
L	100	35	M 42 x 2	92	70,0	20	60	60	50	RZ-L-35-M 42x2-wd-SC	338,62
L	100	42	M 48 x 2	104	71,5	22	70	65	60	RZ-L-42-M 48x2-wd-SC	477,27

Reihe Series	Druck Pressura PB	Rohr A.D. Tube O.D. D1	Gewinde Thread G	Ca. Maße Approx. Dimensions						Bestellzeichen Order-Code SC	Brutto-Preis Gross-Price Euro (€)
				L1	L2	i	SW1	SW2	SW3		
S	630	6	M 12 x 1,5	46	31,5	12	19	19	17	RZ-S-06-M 12x1,5-wd-SC	59,24
S	630	8	M 14 x 1,5	46	31,5	12	22	19	19	RZ-S-08-M 14x1,5-wd-SC	61,80
S	630	10	M 16 x 1,5	54	38,0	12	27	24	22	RZ-S-10-M 16x1,5-wd-SC	72,14
S	630	12	M 18 x 1,5	57	41,0	12	30	27	24	RZ-S-12-M 18x1,5-wd-SC	77,53
S	630	14	M 20 x 1,5	61	43,5	14	32	27	27	RZ-S-14-M 20x1,5-wd-SC	88,48
S	400	16	M 22 x 1,5	64	46,0	14	36	32	30	RZ-S-16-M 22x1,5-wd-SC	106,38
S	400	20	M 27 x 2	72	50,0	16	46	41	38	RZ-S-20-M 27x2-wd-SC	168,05
S	400	25	M 33 x 2	79	54,5	18	50	46	46	RZ-S-25-M 33x2-wd-SC	215,19
S	250	30	M 42 x 2	91	64,0	20	60	55	50	RZ-S-30-M 42x2-wd-SC	310,94
S	250	38	M 48 x 2	102	71,5	22	70	65	60	RZ-S-38-M 48x2-wd-SC	419,79



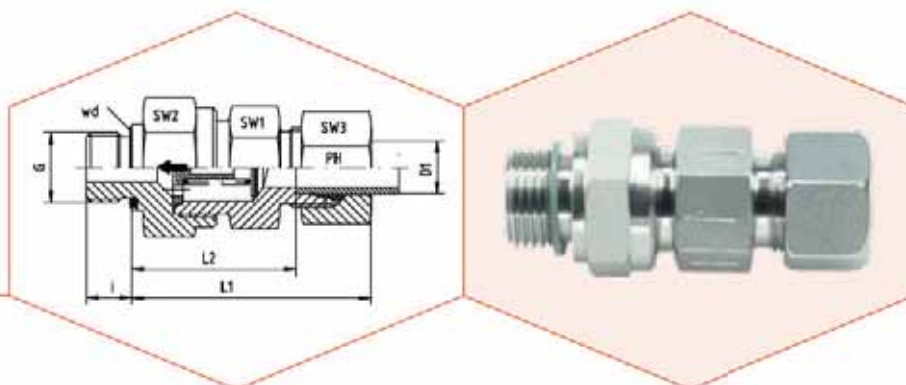
Einschraubgewinde G: Metrisches Feingewinde - Zylindrisch  
 Einerseits für DIN EN ISO 8434-1 Schneidring  
 Einschraubzapfen mit Weichdichtung - Viton  
 Strömung zum Einschraubzapfen

*Thread G: Metric - Parallel*  
*On the one hand for DIN EN ISO 8434-1 Cutting Ring*  
*Screwed Plug with Captive Seal - Viton*  
*Flow towards Screwed Plug*

Reihe Series	Druck Pressure PB	Rohr A.D. Tube O.D. D1	Gewinde Thread G	Ca. Maße Approx. Dimensions				Bestellzeichen Order-Code OMD	Brutto-Preis Gross-Price Euro (€)
L	250	6	M 10 x 1					RZ-L-06-M 10x1-wd-OMD	51,38
L	250	8	M 12 x 1,5					RZ-L-08-M 12x1,5-wd-OMD	56,00
L	250	10	M 14 x 1,5					RZ-L-10-M 14x1,5-wd-OMD	65,67
L	250	12	M 16 x 1,5					RZ-L-12-M 16x1,5-wd-OMD	77,92
L	250	15	M 18 x 1,5					RZ-L-15-M 18x1,5-wd-OMD	86,89
L	160	18	M 22 x 1,5					RZ-L-18-M 22x1,5-wd-OMD	111,54
L	160	22	M 26 x 1,5					RZ-L-22-M 26x1,5-wd-OMD	161,49
L	100	28	M 33 x 2					RZ-L-28-M 33x2-wd-OMD	217,79
L	100	35	M 42 x 2					RZ-L-35-M 42x2-wd-OMD	313,79
L	100	42	M 48 x 2					RZ-L-42-M 48x2-wd-OMD	445,52

Reihe Series	Druck Pressure PB	Rohr A.D. Tube O.D. D1	Gewinde Thread G	Ca. Maße Approx. Dimensions				Bestellzeichen Order-Code OMD	Brutto-Preis Gross-Price Euro (€)
S	630	6	M 12 x 1,5					RZ-S-06-M 12x1,5-wd-OMD	56,01
S	630	8	M 14 x 1,5					RZ-S-08-M 14x1,5-wd-OMD	58,16
S	630	10	M 16 x 1,5					RZ-S-10-M 16x1,5-wd-OMD	67,64
S	630	12	M 18 x 1,5					RZ-S-12-M 18x1,5-wd-OMD	72,24
S	630	14	M 20 x 1,5					RZ-S-14-M 20x1,5-wd-OMD	81,42
S	400	16	M 22 x 1,5					RZ-S-16-M 22x1,5-wd-OMD	96,61
S	400	20	M 27 x 2					RZ-S-20-M 27x2-wd-OMD	155,59
S	400	25	M 33 x 2					RZ-S-25-M 33x2-wd-OMD	193,57
S	250	30	M 42 x 2					RZ-S-30-M 42x2-wd-OMD	283,34
S	250	38	M 48 x 2					RZ-S-38-M 48x2-wd-OMD	382,34



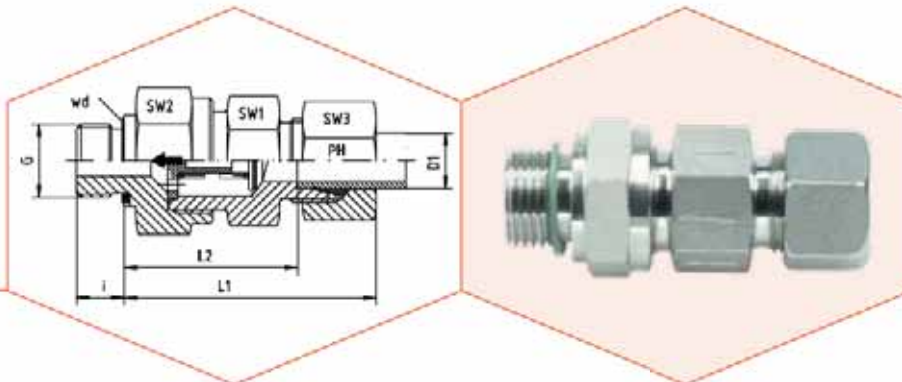


Einschraubgewinde G: Whitworth-Rohrgewinde - Zylindrisch  
Einschraubzapfen mit Weichdichtung - Viton  
Strömung zum Einschraubzapfen

**Thread G: BSP - Parallel**  
Screwed Plug with Captive Seal - Viton  
Flow towards Screwed Plug

Reihe Series	Druck Pressure PB	Rohr A.D. Tube O.D. D1	Gewinde Thread G	Ca. Maße Approx. Dimensions						Bestellzeichen Order-Code Standard	Brutto-Preis Gross-Price Euro (€)
				L1	L2	i	SW1	SW2	SW3		
L	250	6	G 1/8"	41	26,5	8	17	17	14	RZ-L-06-G 1/8"-wd	53,69
L	250	8	G 1/4"	43	28,5	12	19	17	17	RZ-L-08-G 1/4"-wd	58,80
L	250	10	G 1/4"	53	38,5	12	24	22	19	RZ-L-10-G 1/4"-wd	69,03
L	250	12	G 3/8"	55	40,5	12	30	27	22	RZ-L-12-G 3/8"-wd	81,81
L	250	15	G 1/2"	58	42,5	14	30	27	27	RZ-L-15-G 1/2"-wd	92,03
L	160	18	G 1/2"	64	48,0	14	36	36	32	RZ-L-18-G 1/2"-wd	120,16
L	160	22	G 3/4"	72	56,0	16	46	41	36	RZ-L-22-G 3/4"-wd	171,80
L	100	28	G 1"	81	64,0	18	55	50	41	RZ-L-28-G 1"-wd	232,64
L	100	35	G 1 1/4"	92	70,0	20	60	60	50	RZ-L-35-G 1 1/4"-wd	334,90
L	100	42	G 1 1/2"	104	71,5	22	70	65	60	RZ-L-42-G 1 1/2"-wd	472,95

Reihe Series	Druck Pressure PB	Rohr A.D. Tube O.D. D1	Gewinde Thread G	Ca. Maße Approx. Dimensions						Bestellzeichen Order-Code Standard	Brutto-Preis Gross-Price Euro (€)
				L1	L2	i	SW1	SW2	SW3		
S	630	6	G 1/4"	46	31,5	12	19	19	17	RZ-S-06-G 1/4"-wd	58,80
S	630	8	G 1/4"	46	31,5	12	22	19	19	RZ-S-08-G 1/4"-wd	61,36
S	630	10	G 3/8"	54	38,0	12	27	24	22	RZ-S-10-G 3/8"-wd	71,58
S	630	12	G 3/8"	57	41,0	12	30	27	24	RZ-S-12-G 3/8"-wd	76,69
S	630	14	G 1/2"	61	43,5	14	32	27	27	RZ-S-14-G 1/2"-wd	86,92
S	400	16	G 1/2"	64	46,0	14	36	32	30	RZ-S-16-G 1/2"-wd	104,82
S	400	20	G 3/4"	72	50,0	16	46	41	38	RZ-S-20-G 3/4"-wd	166,17
S	400	25	G 1"	79	54,5	18	50	46	46	RZ-S-25-G 1"-wd	212,19
S	250	30	G 1 1/4"	91	64,0	20	60	55	50	RZ-S-30-G 1 1/4"-wd	306,78
S	250	38	G 1 1/2"	102	71,5	22	70	65	60	RZ-S-38-G 1 1/2"-wd	414,15



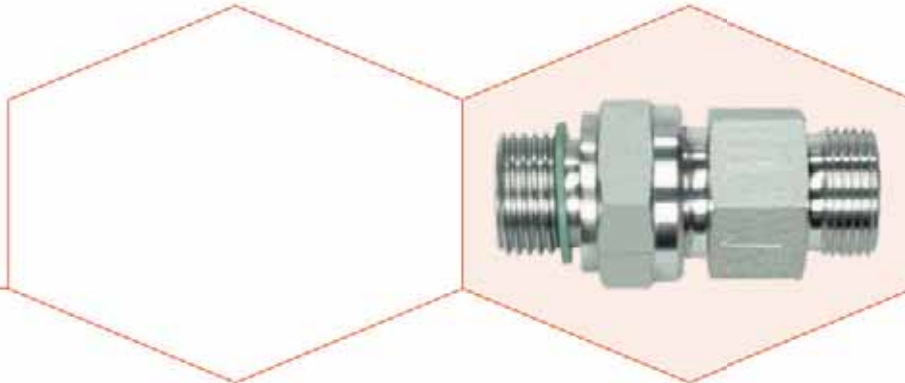
Einschraubgewinde G: Whitworth-Rohrgewinde - Zylindrisch  
Einschraubzapfen mit Weichdichtung - Viton  
Strömung zum Einschraubzapfen

**Thread G: BSP - Parallel**  
Screwed Plug with Captive Seal - Viton  
Flow towards Screwed Plug

Reihe Series	Druck Pressure PB	Rohr A.D. Tube O.D. D1	Gewinde Thread G	Ca. Maße Approx. Dimensions						Bestellzeichen Order-Code SC	Brutto-Preis Gross-Price Euro (€)
				L1	L2	i	SW1	SW2	SW3		
L	250	6	G 1/8"	41	26,5	8	17	17	14	RZ-L-06-G 1/8"-wd-SC	54,01
L	250	8	G 1/4"	43	28,5	12	19	17	17	RZ-L-08-G 1/4"-wd-SC	59,24
L	250	10	G 1/4"	53	38,5	12	24	22	19	RZ-L-10-G 1/4"-wd-SC	69,47
L	250	12	G 3/8"	55	40,5	12	30	27	22	RZ-L-12-G 3/8"-wd-SC	82,37
L	250	15	G 1/2"	58	42,5	14	30	27	27	RZ-L-15-G 1/2"-wd-SC	93,11
L	160	18	G 1/2"	64	48,0	14	36	36	32	RZ-L-18-G 1/2"-wd-SC	121,80
L	160	22	G 3/4"	72	56,0	16	46	41	36	RZ-L-22-G 3/4"-wd-SC	173,56
L	100	28	G 1"	81	64,0	18	55	50	41	RZ-L-28-G 1"-wd-SC	234,64
L	100	35	G 1 1/4"	92	70,0	20	60	60	50	RZ-L-35-G 1 1/4"-wd-SC	338,62
L	100	42	G 1 1/2"	104	71,5	22	70	65	60	RZ-L-42-G 1 1/2"-wd-SC	477,27

Reihe Series	Druck Pressure PB	Rohr A.D. Tube O.D. D1	Gewinde Thread G	Ca. Maße Approx. Dimensions						Bestellzeichen Order-Code SC	Brutto-Preis Gross-Price Euro (€)
				L1	L2	i	SW1	SW2	SW3		
S	630	6	G 1/4"	46	31,5	12	19	19	17	RZ-S-06-G 1/4"-wd-SC	59,24
S	630	8	G 1/4"	46	31,5	12	22	19	19	RZ-S-08-G 1/4"-wd-SC	61,80
S	630	10	G 3/8"	54	38,0	12	27	24	22	RZ-S-10-G 3/8"-wd-SC	72,14
S	630	12	G 3/8"	57	41,0	12	30	27	24	RZ-S-12-G 3/8"-wd-SC	77,53
S	630	14	G 1/2"	61	43,5	14	32	27	27	RZ-S-14-G 1/2"-wd-SC	88,48
S	400	16	G 1/2"	64	46,0	14	36	32	30	RZ-S-16-G 1/2"-wd-SC	106,38
S	400	20	G 3/4"	72	50,0	16	46	41	36	RZ-S-20-G 3/4"-wd-SC	168,05
S	400	25	G 1"	79	54,5	18	50	46	46	RZ-S-25-G 1"-wd-SC	215,19
S	250	30	G 1 1/4"	91	64,0	20	60	55	50	RZ-S-30-G 1 1/4"-wd-SC	310,94
S	250	38	G 1 1/2"	102	71,5	22	70	65	60	RZ-S-38-G 1 1/2"-wd-SC	419,79



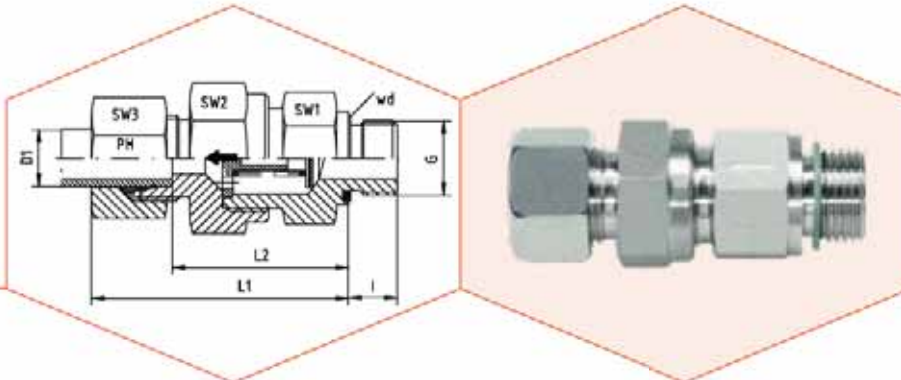


Einschraubgewinde G: Whitworth-Rohrgewinde - Zylindrisch  
Einerseits für DIN EN ISO 8434-1 Schneidring  
Einschraubzapfen mit Weichdichtung - Viton  
Strömung zum Einschraubzapfen

*Thread G: BSP - Parallel*  
*On the one hand for DIN EN ISO 8434-1 Cutting Ring*  
*Screwed Plug with Captive Seal - Viton*  
*Flow towards Screwed Plug*

Reihe Series	Druck Pressure PB	Rohr A.D. Tube O.D. D1	Gewinde Thread G	Ca. Maße Approx. Dimensions				Bestellzeichen Order-Code OMD	Brutto-Preis Gross-Price Euro (€)
L	250	6	G 1/8"					RZ-L-06-G 1/8"-wd-OMD	51,38
L	250	8	G 1/4"					RZ-L-08-G 1/4"-wd-OMD	56,00
L	250	10	G 1/4"					RZ-L-10-G 1/4"-wd-OMD	65,67
L	250	12	G 3/8"					RZ-L-12-G 3/8"-wd-OMD	77,92
L	250	15	G 1/2"					RZ-L-15-G 1/2"-wd-OMD	86,89
L	160	18	G 1/2"					RZ-L-18-G 1/2"-wd-OMD	111,54
L	160	22	G 3/4"					RZ-L-22-G 3/4"-wd-OMD	161,49
L	100	28	G 1"					RZ-L-28-G 1"-wd-OMD	217,79
L	100	35	G 1 1/4"					RZ-L-35-G 1 1/4"-wd-OMD	313,79
L	100	42	G 1 1/2"					RZ-L-42-G 1 1/2"-wd-OMD	445,52

Reihe Series	Druck Pressure PB	Rohr A.D. Tube O.D. D1	Gewinde Thread G	Ca. Maße Approx. Dimensions				Bestellzeichen Order-Code OMD	Brutto-Preis Gross-Price Euro (€)
S	630	6	G 1/4"					RZ-S-06-G 1/4"-wd-OMD	56,01
S	630	8	G 1/4"					RZ-S-08-G 1/4"-wd-OMD	58,16
S	630	10	G 3/8"					RZ-S-10-G 3/8"-wd-OMD	67,64
S	630	12	G 3/8"					RZ-S-12-G 3/8"-wd-OMD	72,24
S	630	14	G 1/2"					RZ-S-14-G 1/2"-wd-OMD	81,42
S	400	16	G 1/2"					RZ-S-16-G 1/2"-wd-OMD	96,61
S	400	20	G 3/4"					RZ-S-20-G 3/4"-wd-OMD	155,59
S	400	25	G 1"					RZ-S-25-G 1"-wd-OMD	193,57
S	250	30	G 1 1/4"					RZ-S-30-G 1 1/4"-wd-OMD	283,34
S	250	38	G 1 1/2"					RZ-S-38-G 1 1/2"-wd-OMD	382,34



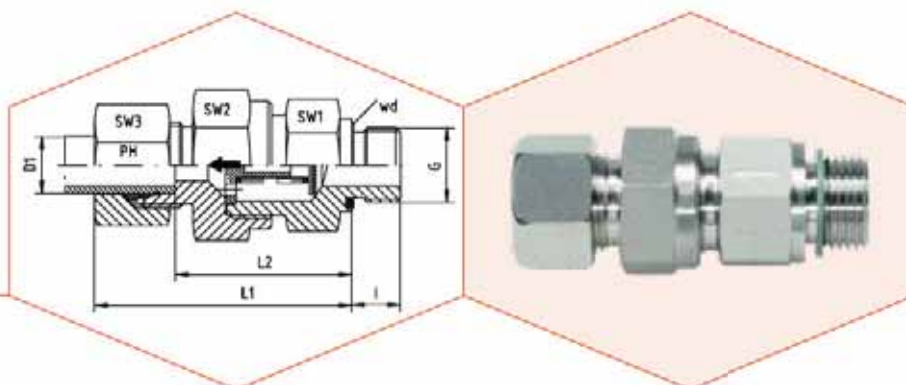
Einschraubgewinde G: Metrisches Feingewinde - Zylindrisch  
Einschraubzapfen mit Weichdichtung - Viton  
Strömung vom Einschraubzapfen

**Thread G: Metric - Parallel**  
Screwed Plug with Captive Seal - Viton  
Flow from Screwed Plug

Reihe Series	Druck Pressure PB	Rohr A.D. Tube O.D. D1	Gewinde Thread G	Ca. Maße Approx. Dimensions						Bestellzeichen Order-Code Standard	Brutto-Preis Gross-Price Euro (€)
				L1	L2	i	SW1	SW2	SW3		
L	250	6	M 10 x 1	43	28,0	8	17	17	14	RV-L-06-M 10x1-wd	53,69
L	250	8	M 12 x 1,5	44	29,0	12	17	19	17	RV-L-08-M 12x1,5-wd	58,80
L	250	10	M 14 x 1,5	53	38,5	12	22	24	19	RV-L-10-M 14x1,5-wd	69,03
L	250	12	M 16 x 1,5	57	42,5	12	27	30	22	RV-L-12-M 16x1,5-wd	81,81
L	250	15	M 18 x 1,5	61	45,5	12	27	30	27	RV-L-15-M 18x1,5-wd	92,03
L	160	18	M 22 x 1,5	66	50,0	14	36	36	32	RV-L-18-M 22x1,5-wd	120,16
L	160	22	M 26 x 1,5	71	55,0	16	41	46	36	RV-L-22-M 26x1,5-wd	171,80
L	100	28	M 33 x 2	80	63,0	18	50	55	41	RV-L-28-M 33x2-wd	232,64
L	100	35	M 42 x 2	91	69,0	20	60	60	50	RV-L-35-M 42x2-wd	334,90
L	100	42	M 48 x 2	104	71,5	22	65	70	60	RV-L-42-M 48x2-wd	472,95

Reihe Series	Druck Pressure PB	Rohr A.D. Tube O.D. D1	Gewinde Thread G	Ca. Maße Approx. Dimensions						Bestellzeichen Order-Code Standard	Brutto-Preis Gross-Price Euro (€)
				L1	L2	i	SW1	SW2	SW3		
S	630	6	M 12 x 1,5	46	31,5	12	19	19	17	RV-S-06-M 12x1,5-wd	58,80
S	630	8	M 14 x 1,5	46	31,5	12	19	22	19	RV-S-08-M 14x1,5-wd	61,36
S	630	10	M 16 x 1,5	54	38,0	12	24	27	22	RV-S-10-M 16x1,5-wd	71,58
S	630	12	M 18 x 1,5	57	41,0	12	27	30	24	RV-S-12-M 18x1,5-wd	76,69
S	630	14	M 20 x 1,5	62	44,5	14	27	32	27	RV-S-14-M 20x1,5-wd	86,92
S	400	16	M 22 x 1,5	66	48,0	14	32	36	30	RV-S-16-M 22x1,5-wd	104,82
S	400	20	M 27 x 2	74	52,0	16	41	46	36	RV-S-20-M 27x2-wd	166,17
S	400	25	M 33 x 2	79	54,5	18	46	50	46	RV-S-25-M 33x2-wd	212,19
S	250	30	M 42 x 2	91	64,0	20	55	60	50	RV-S-30-M 42x2-wd	306,78
S	250	38	M 48 x 2	100	69,5	22	65	70	60	RV-S-38-M 48x2-wd	414,15



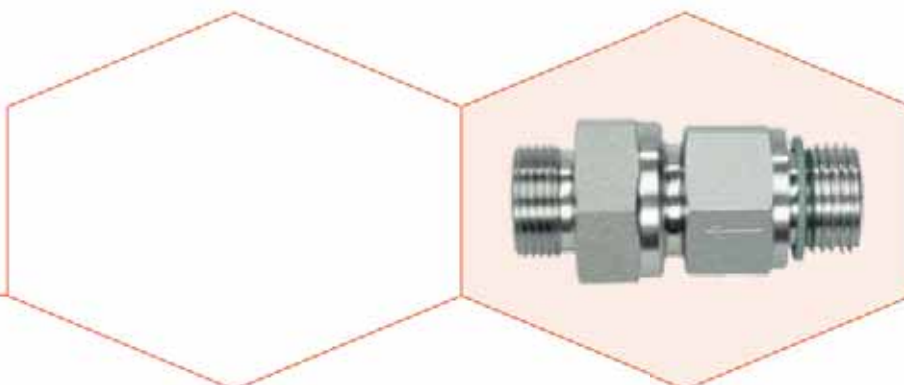


Einschraubgewinde G: Metrisches Feingewinde - Zylindrisch  
Einschraubzapfen mit Weichdichtung - Viton  
Strömung vom Einschraubzapfen

Thread G: Metric - Parallel  
Screwed Plug with Captive Seal - Viton  
Flow from Screwed Plug

Reihe Series	Druck Pressure PB	Rohr A.D. Tube O.D. D1	Gewinde Thread G	Ca. Maße Approx. Dimensions						Bestellzeichen Order-Code SC	Brutto-Preis Gross-Price Euro (€)
				L1	L2	i	SW1	SW2	SW3		
L	250	6	M 10 x 1	43	28,0	8	17	17	14	RV-L-06-M 10x1-wd-SC	54,01
L	250	8	M 12 x 1,5	44	29,0	12	17	19	17	RV-L-08-M 12x1,5-wd-SC	59,24
L	250	10	M 14 x 1,5	53	38,5	12	22	24	19	RV-L-10-M 14x1,5-wd-SC	69,47
L	250	12	M 16 x 1,5	57	42,5	12	27	30	22	RV-L-12-M 16x1,5-wd-SC	82,37
L	250	15	M 18 x 1,5	61	45,5	12	27	30	27	RV-L-15-M 18x1,5-wd-SC	93,11
L	160	18	M 22 x 1,5	66	50,0	14	36	36	32	RV-L-18-M 22x1,5-wd-SC	121,80
L	160	22	M 26 x 1,5	71	55,0	16	41	46	36	RV-L-22-M 26x1,5-wd-SC	173,56
L	100	28	M 33 x 2	80	63,0	18	50	55	41	RV-L-28-M 33x2-wd-SC	234,64
L	100	35	M 42 x 2	91	69,0	20	60	60	50	RV-L-35-M 42x2-wd-SC	338,62
L	100	42	M 48 x 2	104	71,5	22	65	70	60	RV-L-42-M 48x2-wd-SC	477,27

Reihe Series	Druck Pressure PB	Rohr A.D. Tube O.D. D1	Gewinde Thread G	Ca. Maße Approx. Dimensions						Bestellzeichen Order-Code SC	Brutto-Preis Gross-Price Euro (€)
				L1	L2	i	SW1	SW2	SW3		
S	630	8	M 12 x 1,5	46	31,5	12	19	19	17	RV-S-06-M 12x1,5-wd-SC	59,24
S	630	8	M 14 x 1,5	46	31,5	12	19	22	19	RV-S-08-M 14x1,5-wd-SC	61,80
S	630	10	M 16 x 1,5	54	38,0	12	24	27	22	RV-S-10-M 16x1,5-wd-SC	72,14
S	630	12	M 18 x 1,5	57	41,0	12	27	30	24	RV-S-12-M 18x1,5-wd-SC	77,53
S	630	14	M 20 x 1,5	62	44,5	14	27	32	27	RV-S-14-M 20x1,5-wd-SC	88,48
S	400	16	M 22 x 1,5	68	48,0	14	32	36	30	RV-S-16-M 22x1,5-wd-SC	106,38
S	400	20	M 27 x 2	74	52,0	16	41	46	36	RV-S-20-M 27x2-wd-SC	168,05
S	400	25	M 33 x 2	79	54,5	18	46	50	46	RV-S-25-M 33x2-wd-SC	215,19
S	250	30	M 42 x 2	91	64,0	20	55	60	50	RV-S-30-M 42x2-wd-SC	310,94
S	250	38	M 48 x 2	100	69,5	22	65	70	60	RV-S-38-M 48x2-wd-SC	419,79



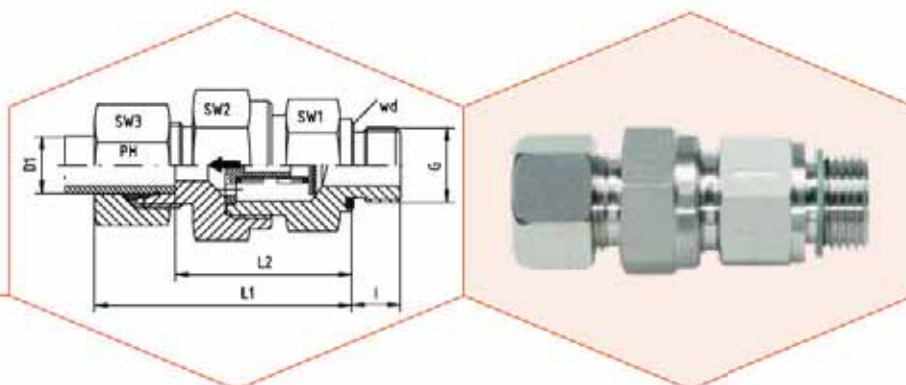
**Einschraubgewinde G: Metrisches Feingewinde - Zylindrisch**  
 Einerseits für DIN EN ISO 8434-1 Schneidring  
 Einschraubzapfen mit Weichdichtung - Viton  
 Strömung vom Einschraubzapfen

**Thread G: Metric - Parallel**  
 On the one hand for DIN EN ISO 8434-1 Cutting Ring  
 Screwed Plug with Captive Seal - Viton  
 Flow from Screwed Plug

Reihe Series	Druck Pressure PB	Rohr A.D. Tube O.D. D1	Gewinde Thread G	Ca. Maße Approx. Dimensions				Bestellzeichen Order-Code OMD	Brutto-Preis Gross-Price Euro (€)
L	250	6	M 10 x 1					RV-L-06-M 10x1-wd-OMD	51,38
L	250	8	M 12 x 1,5					RV-L-08-M 12x1,5-wd-OMD	56,00
L	250	10	M 14 x 1,5					RV-L-10-M 14x1,5-wd-OMD	65,67
L	250	12	M 16 x 1,5					RV-L-12-M 16x1,5-wd-OMD	77,92
L	250	15	M 18 x 1,5					RV-L-15-M 18x1,5-wd-OMD	86,89
L	160	18	M 22 x 1,5					RV-L-18-M 22x1,5-wd-OMD	111,54
L	160	22	M 26 x 1,5					RV-L-22-M 26x1,5-wd-OMD	161,49
L	100	28	M 33 x 2					RV-L-28-M 33x2-wd-OMD	217,79
L	100	35	M 42 x 2					RV-L-35-M 42x2-wd-OMD	313,79
L	100	42	M 48 x 2					RV-L-42-M 48x2-wd-OMD	445,52

Reihe Series	Druck Pressure PB	Rohr A.D. Tube O.D. D1	Gewinde Thread G	Ca. Maße Approx. Dimensions				Bestellzeichen Order-Code OMD	Brutto-Preis Gross-Price Euro (€)
S	630	6	M 12 x 1,5					RV-S-06-M 12x1,5-wd-OMD	56,01
S	630	8	M 14 x 1,5					RV-S-08-M 14x1,5-wd-OMD	58,16
S	630	10	M 16 x 1,5					RV-S-10-M 16x1,5-wd-OMD	67,64
S	630	12	M 18 x 1,5					RV-S-12-M 18x1,5-wd-OMD	72,24
S	630	14	M 20 x 1,5					RV-S-14-M 20x1,5-wd-OMD	81,42
S	400	16	M 22 x 1,5					RV-S-16-M 22x1,5-wd-OMD	96,61
S	400	20	M 27 x 2					RV-S-20-M 27x2-wd-OMD	155,58
S	400	25	M 33 x 2					RV-S-25-M 33x2-wd-OMD	193,57
S	250	30	M 42 x 2					RV-S-30-M 42x2-wd-OMD	283,34
S	250	38	M 48 x 2					RV-S-38-M 48x2-wd-OMD	382,34



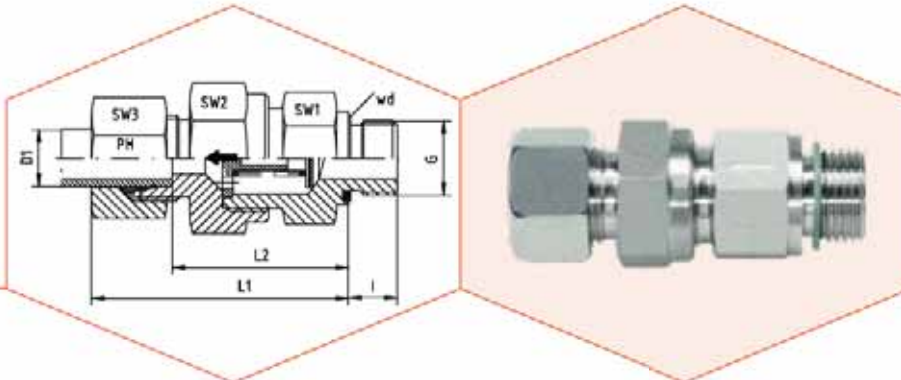


Einschraubgewinde G: Whitworth-Rohrgewinde - Zylindrisch  
Einschraubzapfen mit Weichdichtung - Viton  
Strömung vom Einschraubzapfen

**Thread G: BSP - Parallel**  
Screwed Plug with Captive Seal - Viton  
Flow from Screwed Plug

Reihe Series	Druck Pressure PB	Rohr A.D. Tube O.D. D1	Gewinde Thread G	Ca. Maße Approx. Dimensions						Bestellzeichen Order-Code Standard	Brutto-Preis Gross-Price Euro (€)
				L1	L2	i	SW1	SW2	SW3		
L	250	6	G 1/8"	43	28,0	8	17	17	14	RV-L-06-G 1/8"-wd	53,69
L	250	8	G 1/4"	45	30,0	12	19	19	17	RV-L-08-G 1/4"-wd	58,80
L	250	10	G 1/4"	53	38,5	12	22	24	19	RV-L-10-G 1/4"-wd	69,03
L	250	12	G 3/8"	57	42,5	12	27	30	22	RV-L-12-G 3/8"-wd	81,81
L	250	15	G 1/2"	61	45,5	14	27	30	27	RV-L-15-G 1/2"-wd	92,03
L	160	18	G 1/2"	66	50,0	14	36	36	32	RV-L-18-G 1/2"-wd	120,16
L	160	22	G 3/4"	71	55,0	16	41	46	36	RV-L-22-G 3/4"-wd	171,80
L	100	28	G 1"	80	63,0	18	50	55	41	RV-L-28-G 1"-wd	232,64
L	100	35	G 1 1/4"	91	69,0	20	60	60	50	RV-L-35-G 1 1/4"-wd	334,90
L	100	42	G 1 1/2"	104	71,5	22	65	70	60	RV-L-42-G 1 1/2"-wd	472,95

Reihe Series	Druck Pressure PB	Rohr A.D. Tube O.D. D1	Gewinde Thread G	Ca. Maße Approx. Dimensions						Bestellzeichen Order-Code Standard	Brutto-Preis Gross-Price Euro (€)
				L1	L2	i	SW1	SW2	SW3		
S	630	8	G 1/4"	46	31,5	12	19	19	17	RV-S-06-G 1/4"-wd	58,80
S	630	8	G 1/4"	46	31,5	12	19	22	19	RV-S-08-G 1/4"-wd	61,36
S	630	10	G 3/8"	54	38,0	12	24	27	22	RV-S-10-G 3/8"-wd	71,58
S	630	12	G 3/8"	57	41,0	12	27	30	24	RV-S-12-G 3/8"-wd	76,69
S	630	14	G 1/2"	62	44,5	14	27	32	27	RV-S-14-G 1/2"-wd	86,92
S	400	16	G 1/2"	68	48,0	14	32	36	30	RV-S-16-G 1/2"-wd	104,82
S	400	20	G 3/4"	74	52,0	16	41	46	36	RV-S-20-G 3/4"-wd	166,17
S	400	25	G 1"	79	54,5	18	46	50	46	RV-S-25-G 1"-wd	212,19
S	250	30	G 1 1/4"	91	64,0	20	55	60	50	RV-S-30-G 1 1/4"-wd	306,78
S	250	38	G 1 1/2"	100	69,5	22	65	70	60	RV-S-38-G 1 1/2"-wd	414,15



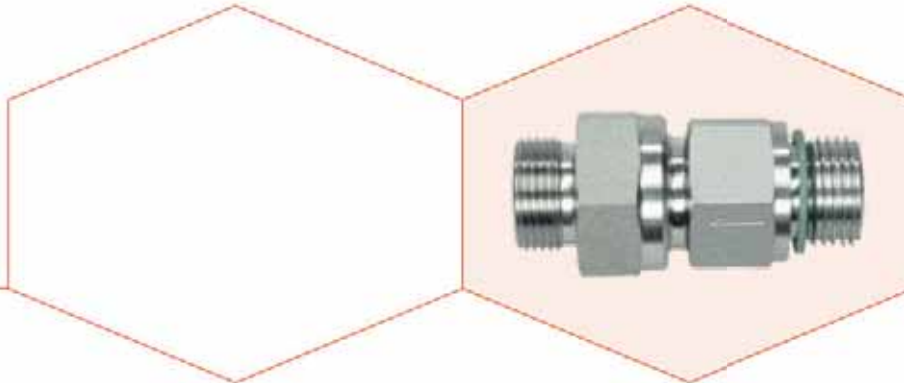
Einschraubgewinde G: Whitworth-Rohrgewinde - Zylindrisch  
Einschraubzapfen mit Weichdichtung - Viton  
Strömung vom Einschraubzapfen

**Thread G: BSP - Parallel**  
Screwed Plug with Captive Seal - Viton  
Flow from Screwed Plug

Reihe Series	Druck Pressure PB	Rohr A.D. Tube O.D. D1	Gewinde Thread G	Ca. Maße Approx. Dimensions						Bestellzeichen Order-Code SC	Brutto-Preis Gross-Price Euro (€)
				L1	L2	i	SW1	SW2	SW3		
L	250	6	G 1/8"	43	28,0	8	17	17	14	RV-L-06-G 1/8"-wd-SC	54,01
L	250	8	G 1/4"	45	30,0	12	19	19	17	RV-L-08-G 1/4"-wd-SC	59,24
L	250	10	G 1/4"	53	38,5	12	22	24	19	RV-L-10-G 1/4"-wd-SC	69,47
L	250	12	G 3/8"	57	42,5	12	27	30	22	RV-L-12-G 3/8"-wd-SC	82,37
L	250	15	G 1/2"	61	45,5	14	27	30	27	RV-L-15-G 1/2"-wd-SC	93,11
L	160	18	G 1/2"	66	50,0	14	36	36	32	RV-L-18-G 1/2"-wd-SC	121,80
L	160	22	G 3/4"	71	55,0	16	41	46	36	RV-L-22-G 3/4"-wd-SC	173,56
L	100	28	G 1"	80	63,0	18	50	55	41	RV-L-28-G 1"-wd-SC	234,64
L	100	35	G 1 1/4"	91	69,0	20	60	60	50	RV-L-35-G 1 1/4"-wd-SC	338,62
L	100	42	G 1 1/2"	104	71,5	22	65	70	60	RV-L-42-G 1 1/2"-wd-SC	477,27

Reihe Series	Druck Pressure PB	Rohr A.D. Tube O.D. D1	Gewinde Thread G	Ca. Maße Approx. Dimensions						Bestellzeichen Order-Code SC	Brutto-Preis Gross-Price Euro (€)
				L1	L2	i	SW1	SW2	SW3		
S	630	6	G 1/4"	46	31,5	12	19	19	17	RV-S-06-G 1/4"-wd-SC	59,24
S	630	8	G 1/4"	46	31,5	12	19	22	19	RV-S-08-G 1/4"-wd-SC	61,80
S	630	10	G 3/8"	54	38,0	12	24	27	22	RV-S-10-G 3/8"-wd-SC	72,14
S	630	12	G 3/8"	57	41,0	12	27	30	24	RV-S-12-G 3/8"-wd-SC	77,53
S	630	14	G 1/2"	62	44,5	14	27	32	27	RV-S-14-G 1/2"-wd-SC	88,48
S	400	16	G 1/2"	66	48,0	14	32	36	30	RV-S-16-G 1/2"-wd-SC	106,38
S	400	20	G 3/4"	74	52,0	16	41	46	36	RV-S-20-G 3/4"-wd-SC	168,06
S	400	25	G 1"	79	54,5	18	46	50	46	RV-S-25-G 1"-wd-SC	215,19
S	250	30	G 1 1/4"	91	64,0	20	55	60	50	RV-S-30-G 1 1/4"-wd-SC	310,94
S	250	38	G 1 1/2"	100	69,5	22	65	70	60	RV-S-38-G 1 1/2"-wd-SC	419,79



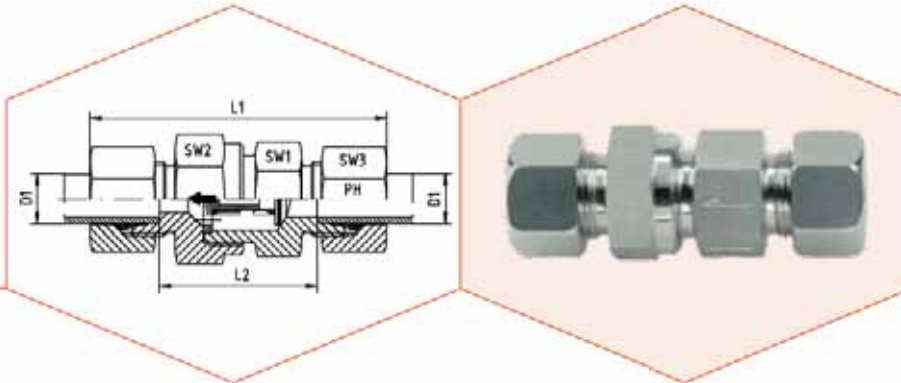


Einschraubgewinde G: Whitworth-Rohrgewinde - Zylindrisch  
Einerseits für DIN EN ISO 8434-1 Schneidring  
Einschraubzapfen mit Weichdichtung - Viton  
Strömung vom Einschraubzapfen

*Thread G: BSP - Parallel*  
*On the one hand for DIN EN ISO 8434-1 Cutting Ring*  
*Screwed Plug with Captive Seal - Viton*  
*Flow from Screwed Plug*

Reihe Series	Druck Pressure PB	Rohr A.D. Tube O.D. D1	Gewinde Thread G	Ca. Maße Approx. Dimensions				Bestellzeichen Order-Code OMD	Brutto-Preis Gross-Price Euro (€)
L	250	6	G 1/8"					RV-L-06-G 1/8"-wd-OMD	51,38
L	250	8	G 1/4"					RV-L-08-G 1/4"-wd-OMD	56,00
L	250	10	G 1/4"					RV-L-10-G 1/4"-wd-OMD	65,67
L	250	12	G 3/8"					RV-L-12-G 3/8"-wd-OMD	77,92
L	250	15	G 1/2"					RV-L-15-G 1/2"-wd-OMD	86,89
L	160	18	G 1/2"					RV-L-18-G 1/2"-wd-OMD	111,54
L	160	22	G 3/4"					RV-L-22-G 3/4"-wd-OMD	161,49
L	100	28	G 1"					RV-L-28-G 1"-wd-OMD	217,79
L	100	35	G 1 1/4"					RV-L-35-G 1 1/4"-wd-OMD	313,79
L	100	42	G 1 1/2"					RV-L-42-G 1 1/2"-wd-OMD	445,52

Reihe Series	Druck Pressure PB	Rohr A.D. Tube O.D. D1	Gewinde Thread G	Ca. Maße Approx. Dimensions				Bestellzeichen Order-Code OMD	Brutto-Preis Gross-Price Euro (€)
S	630	8	G 1/4"					RV-S-06-G 1/4"-wd-OMD	58,01
S	630	8	G 1/4"					RV-S-08-G 1/4"-wd-OMD	58,16
S	630	10	G 3/8"					RV-S-10-G 3/8"-wd-OMD	67,64
S	630	12	G 3/8"					RV-S-12-G 3/8"-wd-OMD	72,24
S	630	14	G 1/2"					RV-S-14-G 1/2"-wd-OMD	81,42
S	400	16	G 1/2"					RV-S-16-G 1/2"-wd-OMD	96,81
S	400	20	G 3/4"					RV-S-20-G 3/4"-wd-OMD	155,59
S	400	25	G 1"					RV-S-25-G 1"-wd-OMD	193,57
S	250	30	G 1 1/4"					RV-S-30-G 1 1/4"-wd-OMD	283,34
S	250	38	G 1 1/2"					RV-S-38-G 1 1/2"-wd-OMD	382,34



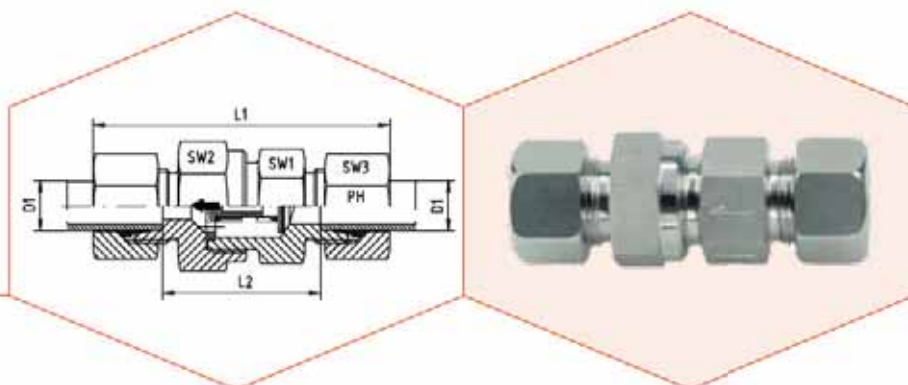
Beiderseits Schneidringanschluss

Tube Cutting Ring Connection at both Ends

Reihe Series	Druck Pressure PB	Rohr A.D. Tube O.D. D1	Ca. Maße Approx. Dimensions					Bestellzeichen Order-Code Standard	Brutto-Preis Gross-Price Euro (€)
			L1	L2	SW1	SW2	SW3		
L	250	6	58	29,0	17	17	14	RD-L-06	56,24
L	250	8	59	30,0	17	19	17	RD-L-08	61,36
L	250	10	70	40,5	22	24	19	RD-L-10	76,69
L	250	12	73	43,5	27	30	22	RD-L-12	84,36
L	250	15	78	47,5	27	30	27	RD-L-15	99,70
L	160	18	84	51,5	36	36	32	RD-L-18	130,38
L	160	22	94	61,5	41	46	36	RD-L-22	173,84
L	100	28	103	69,5	50	55	41	RD-L-28	222,93
L	100	35	118	74,5	60	60	50	RD-L-35	304,22
L	100	42	122	74,0	65	70	60	RD-L-42	457,61

Reihe Series	Druck Pressure PB	Rohr A.D. Tube O.D. D1	Ca. Maße Approx. Dimensions					Bestellzeichen Order-Code Standard	Brutto-Preis Gross-Price Euro (€)
			L1	L2	SW1	SW2	SW3		
S	630	6	64	34,5	19	19	17	RD-S-06	63,91
S	630	8	64	34,5	19	22	19	RD-S-08	66,47
S	630	10	73	40,5	24	27	22	RD-S-10	74,14
S	630	12	75	42,5	27	30	24	RD-S-12	81,81
S	630	14	83	47,5	27	32	27	RD-S-14	92,03
S	400	16	87	50,5	32	36	30	RD-S-16	112,49
S	400	20	98	54,5	41	46	36	RD-S-20	173,84
S	400	25	107	58,5	46	50	46	RD-S-25	209,12
S	250	30	123	69,5	55	60	50	RD-S-30	309,34
S	250	38	140	75,5	65	70	60	RD-S-38	444,83



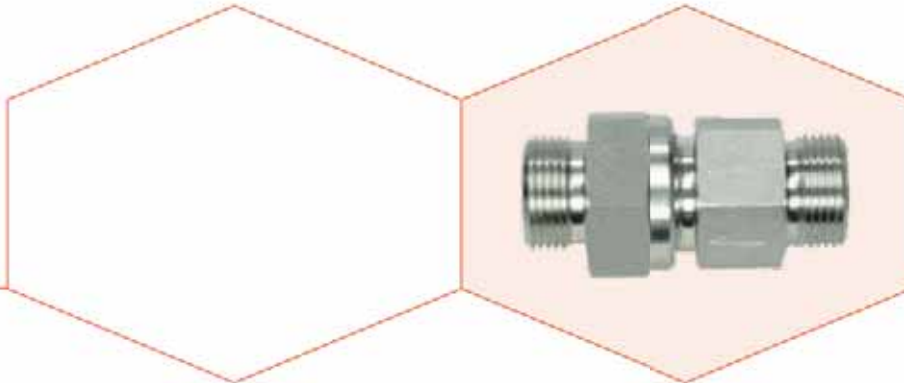


Beiderseits Schneidringanschluss

Tube Cutting Ring Connection at both Ends

Reihe Series	Druck Pressure PB	Rohr A.D. Tube O.D. D1	Ca. Maße Approx. Dimensions					Bestellzeichen Order-Code SC	Brutto-Preis Gross-Price Euro (€)
			L1	L2	SW1	SW2	SW3		
L	250	6	58	29,0	17	17	14	RD-L-06-SC	56,88
L	250	8	59	30,0	17	19	17	RD-L-08-SC	62,24
L	250	10	70	40,5	22	24	19	RD-L-10-SC	77,57
L	250	12	73	43,5	27	30	22	RD-L-12-SC	85,48
L	250	15	78	47,5	27	30	27	RD-L-15-SC	101,86
L	160	18	84	51,5	36	36	32	RD-L-18-SC	133,66
L	160	22	94	61,5	41	46	36	RD-L-22-SC	177,36
L	100	28	103	69,5	50	55	41	RD-L-28-SC	226,93
L	100	35	118	74,5	60	60	50	RD-L-35-SC	311,66
L	100	42	122	74,0	65	70	60	RD-L-42-SC	466,25

Reihe Series	Druck Pressure PB	Rohr A.D. Tube O.D. D1	Ca. Maße Approx. Dimensions					Bestellzeichen Order-Code SC	Brutto-Preis Gross-Price Euro (€)
			L1	L2	SW1	SW2	SW3		
S	630	8	64	34,5	19	19	17	RD-S-06-SC	64,79
S	630	8	64	34,5	19	22	19	RD-S-08-SC	67,35
S	630	10	73	40,5	24	27	22	RD-S-10-SC	75,26
S	630	12	75	42,5	27	30	24	RD-S-12-SC	83,49
S	630	14	83	47,5	27	32	27	RD-S-14-SC	95,15
S	400	16	87	50,5	32	36	30	RD-S-16-SC	115,61
S	400	20	98	54,5	41	46	36	RD-S-20-SC	177,60
S	400	25	107	58,5	46	50	46	RD-S-25-SC	215,12
S	250	30	123	69,5	55	60	50	RD-S-30-SC	317,66
S	250	38	140	75,5	65	70	60	RD-S-38-SC	456,11



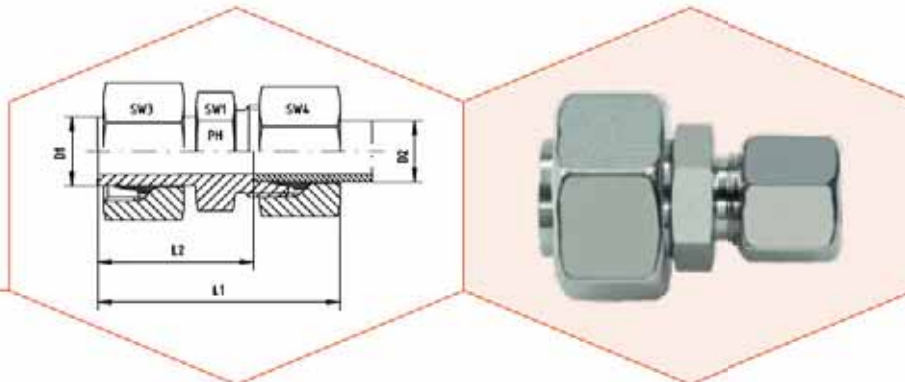
Beiderseits für DIN EN ISO 8434-1 Schneidringanschluss

Tube Cutting Ring Connection at both Ends for DIN EN ISO 8434-1

Reihe Series	Druck Pressure PB	Rohr A.D. Tube O.D. D1	Ca. Maße Approx. Dimensions				Bestellzeichen Order-Code OMD	Brutto-Preis Gross-Price Euro (€)
L	250	6					RD-L-06-OMD	51,62
L	250	8					RD-L-08-OMD	55,76
L	250	10					RD-L-10-OMD	69,97
L	250	12					RD-L-12-OMD	76,58
L	250	15					RD-L-15-OMD	89,42
L	160	18					RD-L-18-OMD	113,14
L	160	22					RD-L-22-OMD	153,22
L	100	28					RD-L-28-OMD	193,23
L	100	35					RD-L-35-OMD	262,00
L	100	42					RD-L-42-OMD	402,75

Reihe Series	Druck Pressure PB	Rohr A.D. Tube O.D. D1	Ca. Maße Approx. Dimensions				Bestellzeichen Order-Code OMD	Brutto-Preis Gross-Price Euro (€)
S	630	6					RD-S-06-OMD	58,33
S	630	8					RD-S-08-OMD	60,07
S	630	10					RD-S-10-OMD	66,26
S	630	12					RD-S-12-OMD	72,91
S	630	14					RD-S-14-OMD	81,03
S	400	16					RD-S-16-OMD	96,07
S	400	20					RD-S-20-OMD	152,68
S	400	25					RD-S-25-OMD	171,88
S	250	30					RD-S-30-OMD	262,46
S	250	38					RD-S-38-OMD	381,55

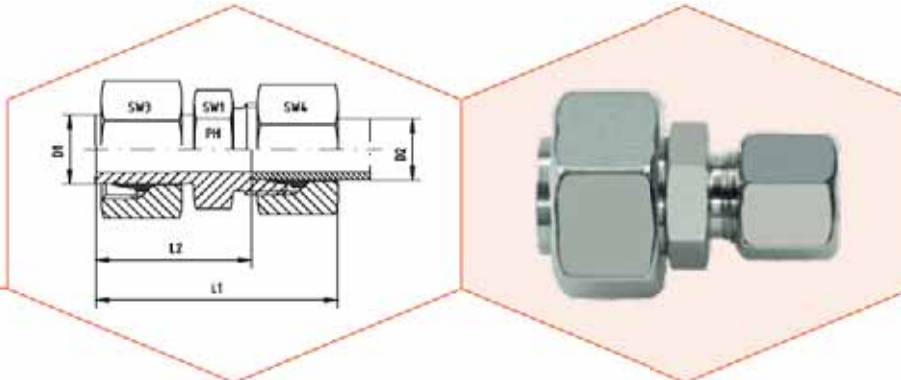




Anschluss D1 ist vormontiert. Die Fertigmontage erfolgt im Stutzen mit ca. 1/2 Umdrehung der Überwurfmutter über den Punkt des deutlich spürbaren Kraftanstieges.

Port D1 is pre-assembled. Final assembly in appropriate body with approx. 1/2 turn beyond the point of clearly perceptible resistance.

Reihe Series	Druck Pressura PN	Rohr A.D. Tube O.D. D1	Rohr A.D. Tube O.D. D2	Ca. Maße Approx. Dimensions					Bestellzeichen Order-Code Standard	Brutto-Preis Gross-Price Euro (€)
				L1	L2	SW1	SW3	SW4		
S	630	8	6	47,0	32,0	14	19	17	KOR-S-08/06	17,54
S	630	10	6	48,0	33,0	14	22	17	KOR-S-10/06	17,79
S	630	10	8	48,0	33,0	17	22	19	KOR-S-10/08	18,30
S	630	12	6	50,0	35,0	14	24	17	KOR-S-12/06	19,17
S	630	12	8	50,0	35,0	17	24	19	KOR-S-12/08	20,61
S	630	12	10	51,0	34,5	19	24	22	KOR-S-12/10	21,42
S	630	14	6	50,0	35,0	17	27	17	KOR-S-14/06	20,71
S	630	14	8	50,0	35,0	17	27	19	KOR-S-14/08	21,30
S	630	14	10	51,0	34,5	19	27	22	KOR-S-14/10	22,39
S	630	14	12	51,0	34,5	22	27	24	KOR-S-14/12	24,34
S	400	16	6	54,0	39,0	17	30	17	KOR-S-16/06	26,15
S	400	16	8	54,0	39,0	17	30	19	KOR-S-16/08	26,26
S	400	16	10	55,0	38,5	19	30	22	KOR-S-16/10	27,28
S	400	16	12	55,0	38,5	22	30	24	KOR-S-16/12	29,25
S	400	16	14	56,0	40,0	22	30	27	KOR-S-16/14	28,35
S	400	20	6	58,5	43,5	22	36	17	KOR-S-20/06	28,89
S	400	20	8	58,5	43,5	22	36	19	KOR-S-20/08	29,09
S	400	20	10	59,5	43,0	22	36	22	KOR-S-20/10	32,57
S	400	20	12	59,5	43,0	22	36	24	KOR-S-20/12	33,15
S	400	20	14	60,5	42,5	22	36	27	KOR-S-20/14	35,64
S	400	20	16	63,0	44,5	24	36	30	KOR-S-20/16	40,41
S	400	25	6	59,0	44,0	27	46	17	KOR-S-25/06	43,46
S	400	25	8	59,0	44,0	27	46	19	KOR-S-25/08	43,72
S	400	25	10	61,0	44,5	27	46	22	KOR-S-25/10	44,89
S	400	25	12	63,0	46,5	27	46	24	KOR-S-25/12	51,90
S	400	25	14	64,0	46,0	27	46	27	KOR-S-25/14	51,03
S	400	25	16	67,0	48,5	27	46	30	KOR-S-25/16	53,69
S	400	25	20	70,0	48,5	30	46	36	KOR-S-25/20	61,36
S	400	30	6	69,0	54,0	32	50	17	KOR-S-30/06	66,47
S	400	30	8	69,0	54,0	32	50	19	KOR-S-30/08	66,47
S	400	30	10	70,0	53,5	32	50	22	KOR-S-30/10	69,03
S	400	30	12	70,0	53,5	32	50	24	KOR-S-30/12	71,58
S	400	30	14	71,0	53,0	32	50	27	KOR-S-30/14	76,69
S	400	30	16	73,0	54,5	32	50	30	KOR-S-30/16	78,69
S	400	30	20	76,0	54,5	32	50	36	KOR-S-30/20	79,25
S	400	30	25	81,5	57,5	36	50	46	KOR-S-30/25	84,36
S	250	38	6	70,0	55,0	41	60	17	KOR-S-38/06	92,03
S	250	38	8	70,0	55,0	41	60	19	KOR-S-38/08	92,03
S	250	38	10	71,0	54,5	41	60	22	KOR-S-38/10	92,03
S	250	38	12	71,0	54,5	41	60	24	KOR-S-38/12	92,03
S	250	38	14	74,0	56,0	41	60	27	KOR-S-38/14	99,70
S	250	38	16	74,0	55,5	41	60	30	KOR-S-38/16	99,70
S	250	38	20	79,0	57,5	41	60	36	KOR-S-38/20	99,70
S	250	38	25	84,0	60,0	41	60	46	KOR-S-38/25	107,37
S	250	38	30	87,0	60,5	46	60	50	KOR-S-38/30	112,49

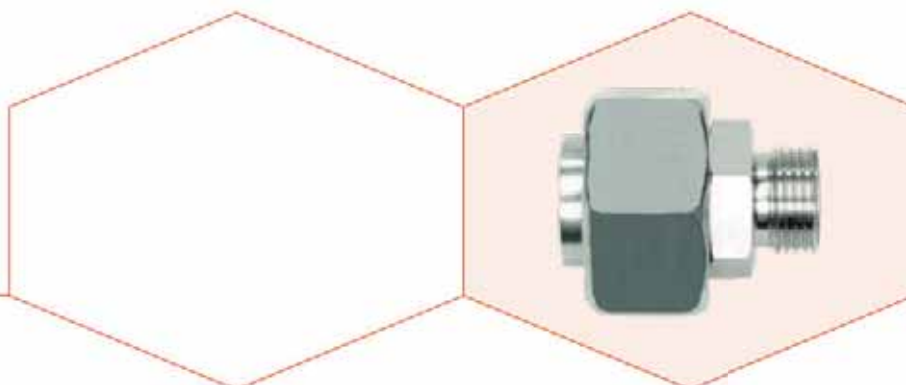


Anschluss D1 ist vormontiert. Die Fertigmontage erfolgt im Stutzen mit ca. 1/2 Umdrehung der Überwurfmutter über den Punkt des deutlich spürbaren Kraftanstieges.

Port D1 is pre-assembled. Final assembly in appropriate body with approx. 1/2 turn beyond the point of clearly perceptible resistance.

Reihe Series	Druck Pressure PN	Rohr A.D. Tube O.D. D1	Rohr A.D. Tube O.D. D2	Ca. Maße Approx. Dimensions					Bestellzeichen Order-Code SC	Brutto-Preis Gross-Price Euro (€)
				L1	L2	SW1	SW3	SW4		
S	630	8	6	47,0	32,0	14	19	17	KOR-S-08/06-SC	18,42
S	630	10	6	48,0	33,0	14	22	17	KOR-S-10/06-SC	18,79
S	630	10	8	48,0	33,0	17	22	19	KOR-S-10/08-SC	19,30
S	630	12	6	50,0	35,0	14	24	17	KOR-S-12/06-SC	20,45
S	630	12	8	50,0	35,0	17	24	19	KOR-S-12/08-SC	21,89
S	630	12	10	51,0	34,5	19	24	22	KOR-S-12/10-SC	22,82
S	630	14	6	50,0	35,0	17	27	17	KOR-S-14/06-SC	22,71
S	630	14	8	50,0	35,0	17	27	19	KOR-S-14/08-SC	23,30
S	630	14	10	51,0	34,5	19	27	22	KOR-S-14/10-SC	24,51
S	630	14	12	51,0	34,5	22	27	24	KOR-S-14/12-SC	26,74
S	400	16	6	54,0	39,0	17	30	17	KOR-S-16/06-SC	28,15
S	400	18	8	54,0	39,0	17	30	19	KOR-S-18/08-SC	28,26
S	400	16	10	55,0	38,5	19	30	22	KOR-S-16/10-SC	29,40
S	400	16	12	55,0	38,5	22	30	24	KOR-S-16/12-SC	31,85
S	400	16	14	58,0	40,0	22	30	27	KOR-S-16/14-SC	31,47
S	400	20	6	58,5	43,5	22	36	17	KOR-S-20/06-SC	31,21
S	400	20	8	58,5	43,5	22	36	19	KOR-S-20/08-SC	31,41
S	400	20	10	59,5	43,0	22	36	22	KOR-S-20/10-SC	35,01
S	400	20	12	59,5	43,0	22	36	24	KOR-S-20/12-SC	35,87
S	400	20	14	60,5	42,5	22	36	27	KOR-S-20/14-SC	38,08
S	400	20	16	63,0	44,5	24	36	30	KOR-S-20/16-SC	43,85
S	400	25	6	59,0	44,0	27	46	17	KOR-S-25/06-SC	46,90
S	400	25	8	59,0	44,0	27	46	19	KOR-S-25/08-SC	47,16
S	400	25	10	61,0	44,5	27	46	22	KOR-S-25/10-SC	48,45
S	400	25	12	63,0	46,5	27	46	24	KOR-S-25/12-SC	55,74
S	400	25	14	64,0	46,0	27	46	27	KOR-S-25/14-SC	55,59
S	400	25	16	67,0	48,5	27	48	30	KOR-S-25/16-SC	58,25
S	400	25	20	70,0	48,5	30	46	36	KOR-S-25/20-SC	66,24
S	400	30	6	69,0	54,0	32	50	17	KOR-S-30/06-SC	71,07
S	400	30	8	69,0	54,0	32	50	19	KOR-S-30/08-SC	71,07
S	400	30	10	70,0	53,5	32	50	22	KOR-S-30/10-SC	73,75
S	400	30	12	70,0	53,5	32	50	24	KOR-S-30/12-SC	76,58
S	400	30	14	71,0	53,0	32	50	27	KOR-S-30/14-SC	82,41
S	400	30	16	73,0	54,5	32	50	30	KOR-S-30/16-SC	82,41
S	400	30	20	76,0	54,5	32	50	36	KOR-S-30/20-SC	85,29
S	400	30	25	81,5	57,5	36	50	46	KOR-S-30/25-SC	91,52
S	250	38	6	70,0	55,0	41	60	17	KOR-S-38/06-SC	98,11
S	250	38	8	70,0	55,0	41	60	19	KOR-S-38/08-SC	98,11
S	250	38	10	71,0	54,5	41	60	22	KOR-S-38/10-SC	98,23
S	250	38	12	71,0	54,5	41	60	24	KOR-S-38/12-SC	98,51
S	250	38	14	74,0	56,0	41	60	27	KOR-S-38/14-SC	106,90
S	250	38	16	74,0	55,5	41	60	30	KOR-S-38/16-SC	106,90
S	250	38	20	79,0	57,5	41	60	36	KOR-S-38/20-SC	107,22
S	250	38	25	84,0	60,0	41	60	46	KOR-S-38/25-SC	116,01
S	250	38	30	87,0	60,5	46	60	50	KOR-S-38/30-SC	122,29

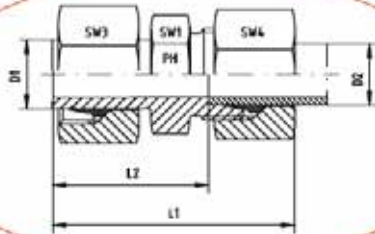




Anschluss D1 ist vormontiert. Die Fertigmontage erfolgt im Stutzen mit ca. 1/2 Umdrehung der Überwurfmutter über den Punkt des deutlich spürbaren Kraftanstieges.

Port D1 is pre-assembled. Final assembly in appropriate body with approx. 1/2 turn beyond the point of clearly perceptible resistance.

Reihe Series	Druck Pressure PN	Rohr A.D. Tube O.D. D1	Rohr A.D. Tube O.D. D2	Ca. Maße Approx. Dimensions				Bestellzeichen Order-Code OMD	Brutto-Preis Gross-Price Euro (€)
S	630	8	6					KOR-S-08/06-OMD	14,75
S	630	10	6					KOR-S-10/06-OMD	15,00
S	630	10	8					KOR-S-10/08-OMD	15,10
S	630	12	6					KOR-S-12/06-OMD	16,38
S	630	12	8					KOR-S-12/08-OMD	17,41
S	630	12	10					KOR-S-12/10-OMD	17,48
S	630	14	6					KOR-S-14/06-OMD	17,92
S	630	14	8					KOR-S-14/08-OMD	18,10
S	630	14	10					KOR-S-14/10-OMD	18,45
S	630	14	12					KOR-S-14/12-OMD	19,89
S	400	16	6					KOR-S-16/06-OMD	23,36
S	400	16	8					KOR-S-16/08-OMD	23,06
S	400	16	10					KOR-S-16/10-OMD	23,34
S	400	16	12					KOR-S-16/12-OMD	24,80
S	400	16	14					KOR-S-16/14-OMD	22,85
S	400	20	6					KOR-S-20/06-OMD	26,10
S	400	20	8					KOR-S-20/08-OMD	25,89
S	400	20	10					KOR-S-20/10-OMD	28,63
S	400	20	12					KOR-S-20/12-OMD	28,70
S	400	20	14					KOR-S-20/14-OMD	30,14
S	400	20	16					KOR-S-20/16-OMD	32,20
S	400	25	6					KOR-S-25/06-OMD	40,67
S	400	25	8					KOR-S-25/08-OMD	40,52
S	400	25	10					KOR-S-25/10-OMD	40,95
S	400	25	12					KOR-S-25/12-OMD	47,45
S	400	25	14					KOR-S-25/14-OMD	45,53
S	400	25	16					KOR-S-25/16-OMD	45,48
S	400	25	20					KOR-S-25/20-OMD	50,78
S	400	30	6					KOR-S-30/06-OMD	63,68
S	400	30	8					KOR-S-30/08-OMD	63,27
S	400	30	10					KOR-S-30/10-OMD	65,09
S	400	30	12					KOR-S-30/12-OMD	67,13
S	400	30	14					KOR-S-30/14-OMD	71,19
S	400	30	16					KOR-S-30/16-OMD	68,48
S	400	30	20					KOR-S-30/20-OMD	68,67
S	400	30	25					KOR-S-30/25-OMD	65,74
S	250	38	6					KOR-S-38/06-OMD	89,24
S	250	38	8					KOR-S-38/08-OMD	88,83
S	250	38	10					KOR-S-38/10-OMD	88,09
S	250	38	12					KOR-S-38/12-OMD	87,58
S	250	38	14					KOR-S-38/14-OMD	84,20
S	250	38	16					KOR-S-38/16-OMD	91,49
S	250	38	20					KOR-S-38/20-OMD	89,12
S	250	38	25					KOR-S-38/25-OMD	88,75
S	250	38	30					KOR-S-38/30-OMD	89,05

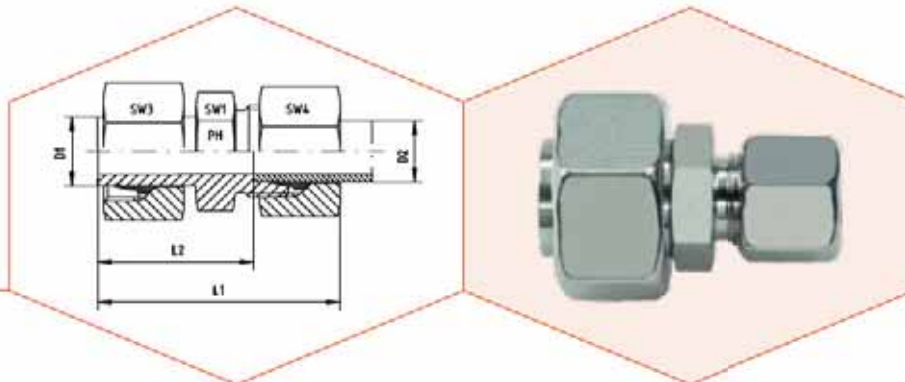


Anschluss D1 ist vormontiert. Die Fertigmontage erfolgt im Stutzen mit ca. 1/2 Umdrehung der Überwurfmutter über den Punkt des deutlich spürbaren Kraftanstieges.

Port D1 is pre-assembled. Final assembly in appropriate body with approx. 1/2 turn beyond the point of clearly perceptible resistance.

Reihe Series	Druck Pressure PN	Rohr A.D. Tube O.D. D1	Rohr A.D. Tube O.D. D2	Ca. Maße Approx. Dimensions					Bestellzeichen Order-Code Standard	Brutto-Preis Gross-Price Euro (€)
				L1	L2	SW1	SW3	SW4		
LL	100	6	4	35,0	23,0	10	12	10	KOR-LL-06/04	11,90
L	315	8	6	43,5	25,5	12	17	14	KOR-L-08/06	12,48
L	315	10	6	44,0	29,0	12	19	14	KOR-L-10/06	12,96
L	315	10	8	44,0	29,0	14	19	17	KOR-L-10/08	13,75
L	315	12	6	44,0	29,0	14	22	14	KOR-L-12/08	17,33
L	315	12	8	44,0	29,0	14	22	17	KOR-L-12/08	18,36
L	315	12	10	45,0	30,0	17	22	19	KOR-L-12/10	18,71
L	315	15	6	45,5	30,5	17	27	14	KOR-L-15/06	19,33
L	315	15	8	45,5	30,5	17	27	17	KOR-L-15/08	19,74
L	315	15	10	46,5	31,5	17	27	19	KOR-L-15/10	20,25
L	315	15	12	46,5	31,5	19	27	22	KOR-L-15/12	20,96
L	315	18	6	47,5	32,5	19	32	14	KOR-L-18/06	23,78
L	315	18	8	47,5	32,5	19	32	17	KOR-L-18/08	21,60
L	315	18	10	48,0	33,0	19	32	19	KOR-L-18/10	22,06
L	315	18	12	48,0	33,0	19	32	22	KOR-L-18/12	24,54
L	315	18	15	49,0	34,0	22	32	27	KOR-L-18/15	25,92
L	160	22	6	50,0	35,0	24	36	14	KOR-L-22/06	27,76
L	160	22	8	50,0	35,0	24	36	17	KOR-L-22/08	26,89
L	160	22	10	51,0	36,0	24	36	19	KOR-L-22/10	27,61
L	160	22	12	51,0	36,0	24	36	22	KOR-L-22/12	30,83
L	160	22	15	52,0	37,0	24	36	27	KOR-L-22/15	34,26
L	160	22	18	53,0	36,5	27	36	32	KOR-L-22/18	38,02
L	160	28	6	50,0	35,0	30	41	14	KOR-L-28/06	37,17
L	160	28	8	50,0	35,0	30	41	17	KOR-L-28/08	38,86
L	160	28	10	51,0	36,0	30	41	19	KOR-L-28/10	40,14
L	160	28	12	51,0	36,0	30	41	22	KOR-L-28/12	42,44
L	160	28	15	52,0	37,0	30	41	27	KOR-L-28/15	43,08
L	160	28	18	54,0	37,5	30	41	32	KOR-L-28/18	47,81
L	160	28	22	55,5	39,0	30	41	36	KOR-L-28/22	50,87
L	160	35	6	58,0	43,0	36	50	14	KOR-L-35/06	56,75
L	160	35	8	58,0	43,0	36	50	17	KOR-L-35/08	57,27
L	160	35	10	59,0	44,0	36	50	19	KOR-L-35/10	58,80
L	160	35	12	59,0	44,0	36	50	22	KOR-L-35/12	58,80
L	160	35	15	60,0	45,0	36	50	27	KOR-L-35/15	61,36
L	160	35	18	61,0	44,5	36	50	32	KOR-L-35/18	63,91
L	160	35	22	63,0	46,5	38	50	36	KOR-L-35/22	63,91
L	160	35	28	63,0	46,5	41	50	41	KOR-L-35/28	66,47
L	160	42	6	59,0	44,0	36	60	14	KOR-L-42/06	*
L	160	42	8	59,0	44,0	46	60	17	KOR-L-42/08	*
L	160	42	10	60,0	45,0	46	60	19	KOR-L-42/10	74,14
L	160	42	12	60,0	45,0	46	60	22	KOR-L-42/12	76,68
L	160	42	15	61,0	46,0	48	60	27	KOR-L-42/15	79,25
L	160	42	18	59,0	44,0	46	60	32	KOR-L-42/18	79,25
L	160	42	22	63,0	46,5	46	60	36	KOR-L-42/22	81,81
L	160	42	28	64,0	47,5	46	60	41	KOR-L-42/28	84,36
L	160	42	35	69,0	47,5	48	60	50	KOR-L-42/35	89,48

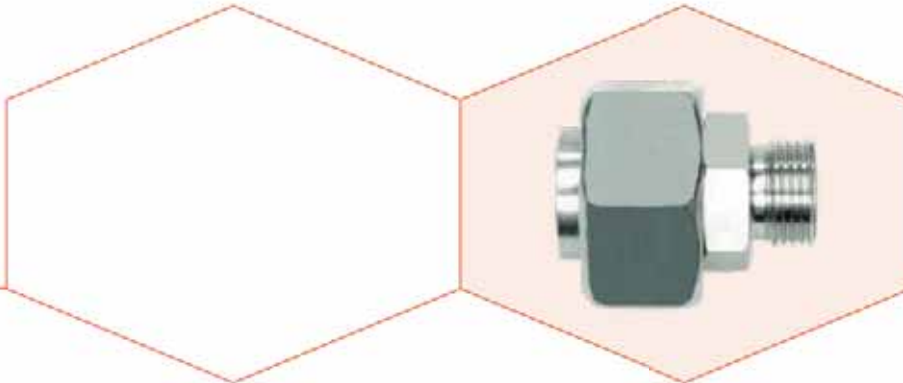




Anschluss D1 ist vormontiert. Die Fertigmontage erfolgt im Stutzen mit ca. 1/2 Umdrehung der Überwurfmutter über den Punkt des deutlich spürbaren Kraftanstieges.

Port D1 is pre-assembled. Final assembly in appropriate body with approx. 1/2 turn beyond the point of clearly perceptible resistance.

Reihe Series	Druck Pressura PN	Rohr A.D. Tube O.D. D1	Rohr A.D. Tube O.D. D2	Ca. Maße Approx. Dimensions					Bestellzeichen Order-Code SC	Brutto-Preis Gross-Price Euro (€)
				L1	L2	SW1	SW3	SW4		
L	315	8	6	43,5	25,5	12	17	14	KOR-L-08/06-SC	13,24
L	315	10	8	44,0	29,0	12	19	14	KOR-L-10/06-SC	13,72
L	315	10	8	44,0	29,0	14	19	17	KOR-L-10/08-SC	14,63
L	315	12	6	44,0	29,0	14	22	14	KOR-L-12/06-SC	18,21
L	315	12	8	44,0	29,0	14	22	17	KOR-L-12/08-SC	19,38
L	315	12	10	45,0	30,0	17	22	19	KOR-L-12/10-SC	19,71
L	315	15	6	45,5	30,5	17	27	14	KOR-L-15/06-SC	20,73
L	315	15	8	45,5	30,5	17	27	17	KOR-L-15/08-SC	21,26
L	315	15	10	46,5	31,5	17	27	19	KOR-L-15/10-SC	21,77
L	315	15	12	46,5	31,5	19	27	22	KOR-L-15/12-SC	22,60
L	315	18	6	47,5	32,5	19	32	14	KOR-L-18/06-SC	25,74
L	315	18	8	47,5	32,5	19	32	17	KOR-L-18/08-SC	23,68
L	315	18	10	48,0	33,0	19	32	19	KOR-L-18/10-SC	24,14
L	315	18	12	48,0	33,0	19	32	22	KOR-L-18/12-SC	26,74
L	315	18	15	49,0	34,0	22	32	27	KOR-L-18/15-SC	28,64
L	160	22	8	50,0	35,0	24	36	14	KOR-L-22/08-SC	29,84
L	160	22	8	50,0	35,0	24	36	17	KOR-L-22/08-SC	28,89
L	160	22	10	51,0	36,0	24	36	19	KOR-L-22/10-SC	29,81
L	160	22	12	51,0	36,0	24	36	22	KOR-L-22/12-SC	33,15
L	160	22	15	52,0	37,0	24	36	27	KOR-L-22/15-SC	37,10
L	160	22	18	53,0	36,5	27	36	32	KOR-L-22/18-SC	41,42
L	160	28	6	50,0	35,0	30	41	14	KOR-L-28/06-SC	39,49
L	160	28	8	50,0	35,0	30	41	17	KOR-L-28/08-SC	41,30
L	160	28	10	51,0	36,0	30	41	19	KOR-L-28/10-SC	42,58
L	160	28	12	51,0	36,0	30	41	22	KOR-L-28/12-SC	45,00
L	160	28	15	52,0	37,0	30	41	27	KOR-L-28/15-SC	46,16
L	160	28	18	54,0	37,5	30	41	32	KOR-L-28/18-SC	51,45
L	160	28	22	55,5	39,0	30	41	38	KOR-L-28/22-SC	54,63
L	160	35	6	58,0	43,0	36	50	14	KOR-L-35/06-SC	60,79
L	160	35	8	58,0	43,0	36	50	17	KOR-L-35/08-SC	61,43
L	160	35	10	59,0	44,0	36	50	19	KOR-L-35/10-SC	62,96
L	160	35	12	59,0	44,0	36	50	22	KOR-L-35/12-SC	63,08
L	160	35	15	60,0	45,0	36	50	27	KOR-L-35/15-SC	66,16
L	160	35	18	61,0	44,5	36	50	32	KOR-L-35/18-SC	69,27
L	160	35	22	63,0	46,5	36	50	36	KOR-L-35/22-SC	69,39
L	160	35	28	63,0	46,5	41	50	41	KOR-L-35/28-SC	72,19
L	160	42	6	59,0	44,0	36	60	14	KOR-L-42/06-SC	*
L	160	42	8	59,0	44,0	46	60	17	KOR-L-42/08-SC	*
L	160	42	10	60,0	45,0	46	60	19	KOR-L-42/10-SC	78,90
L	160	42	12	60,0	45,0	46	60	22	KOR-L-42/12-SC	81,57
L	160	42	15	61,0	46,0	46	60	27	KOR-L-42/15-SC	84,65
L	160	42	18	59,0	44,0	48	60	32	KOR-L-42/18-SC	85,21
L	160	42	22	63,0	46,5	48	60	36	KOR-L-42/22-SC	87,89
L	160	42	28	64,0	47,5	46	60	41	KOR-L-42/28-SC	90,68
L	160	42	35	69,0	47,5	46	60	50	KOR-L-42/35-SC	97,52

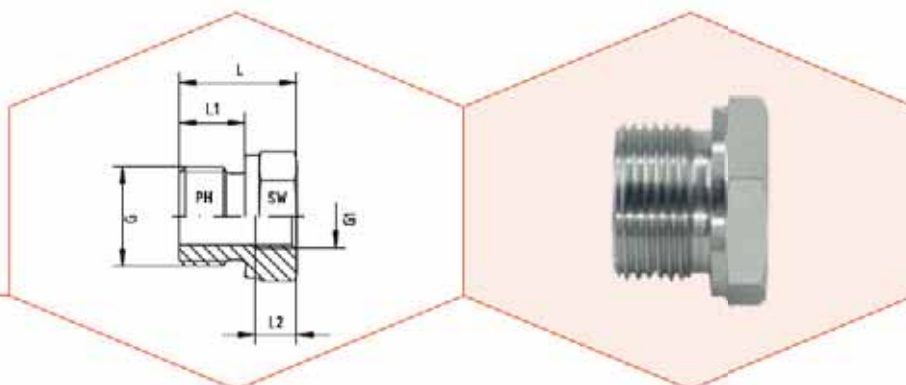


Anschluss D1 ist vormontiert. Die Fertigmontage erfolgt im Stutzen mit ca. 1/2 Umdrehung der Überwurfmutter über den Punkt des deutlich spürbaren Kraftanstieges.

Port D1 is pre-assembled. Final assembly in appropriate body with approx. 1/2 turn beyond the point of clearly perceptible resistance.

Reihe Series	Druck Pressure PN	Rohr A.D. Tube O.D. D1	Rohr A.D. Tube O.D. D2	Ca. Maße Approx. Dimensions				Bestellzeichen Order-Code OMD	Brutto-Preis Gross-Price Euro (€)
LL	100	6	4					KOR-LL-06/04-OMD	6,20
L	315	8	6					KOR-L-08/06-OMD	10,17
L	315	10	6					KOR-L-10/06-OMD	10,65
L	315	10	8					KOR-L-10/08-OMD	10,95
L	315	12	6					KOR-L-12/08-OMD	15,02
L	315	12	8					KOR-L-12/08-OMD	15,56
L	315	12	10					KOR-L-12/10-OMD	15,35
L	315	15	6					KOR-L-15/06-OMD	17,02
L	315	15	8					KOR-L-15/08-OMD	16,94
L	315	15	10					KOR-L-15/10-OMD	16,89
L	315	15	12					KOR-L-15/12-OMD	17,07
L	315	18	6					KOR-L-18/06-OMD	21,47
L	315	18	8					KOR-L-18/08-OMD	18,80
L	315	18	10					KOR-L-18/10-OMD	18,70
L	315	18	12					KOR-L-18/12-OMD	20,65
L	315	18	15					KOR-L-18/15-OMD	20,78
L	160	22	6					KOR-L-22/06-OMD	25,45
L	160	22	8					KOR-L-22/08-OMD	23,89
L	160	22	10					KOR-L-22/10-OMD	24,25
L	160	22	12					KOR-L-22/12-OMD	26,94
L	160	22	15					KOR-L-22/15-OMD	29,12
L	160	22	18					KOR-L-22/18-OMD	29,40
L	160	28	6					KOR-L-28/06-OMD	34,86
L	160	28	8					KOR-L-28/08-OMD	36,06
L	160	28	10					KOR-L-28/10-OMD	36,78
L	160	28	12					KOR-L-28/12-OMD	38,55
L	160	28	15					KOR-L-28/15-OMD	37,94
L	160	28	18					KOR-L-28/18-OMD	39,19
L	160	28	22					KOR-L-28/22-OMD	40,56
L	160	35	6					KOR-L-35/06-OMD	54,44
L	160	35	8					KOR-L-35/08-OMD	54,47
L	160	35	10					KOR-L-35/10-OMD	55,44
L	160	35	12					KOR-L-35/12-OMD	54,91
L	160	35	15					KOR-L-35/15-OMD	56,22
L	160	35	18					KOR-L-35/18-OMD	55,29
L	160	35	22					KOR-L-35/22-OMD	53,60
L	160	35	28					KOR-L-35/28-OMD	51,62
L	160	42	6					KOR-L-42/06-OMD	*
L	160	42	8					KOR-L-42/08-OMD	*
L	160	42	10					KOR-L-42/10-OMD	70,78
L	160	42	12					KOR-L-42/12-OMD	72,80
L	160	42	15					KOR-L-42/15-OMD	74,11
L	160	42	18					KOR-L-42/18-OMD	70,63
L	160	42	22					KOR-L-42/22-OMD	71,50
L	160	42	28					KOR-L-42/28-OMD	69,51
L	160	42	35					KOR-L-42/35-OMD	68,37





**Form A**

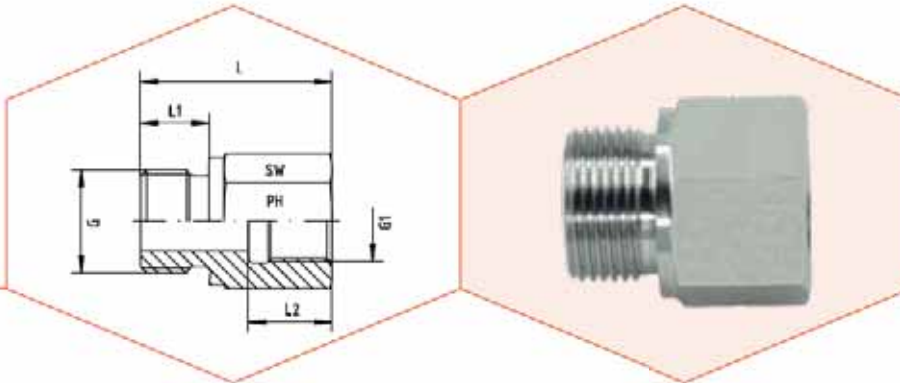
Beide Gewinde: Whitworth-Rohrgewinde - Zylindrisch -  
DIN / ISO 228

Abdichtung durch Dichtkante Form B

Both Threads: BSP - Parallel - DIN / ISO 228

Sealing by Sealing Shoulder Form B

Druck Pressure PN	Außengewinde Male Thread G	Innengewinde Female Thread G1	Ca. Maße Approx. Dimensions				Form Form	Bestellzeichen Order-Code	Brutto-Preis Gross-Price Euro (€)
			L	L1	L2	SW			
400	G 3/8"	G 1/8"	22,5	12,0	8,0	22	A	GRI-3/8" x 1/8"	12,58
400	G 1/2"	G 1/4"	24,0	14,0	12,0	27	A	GRI-1/2" x 1/4"	13,70
400	G 1/2"	G 1/8"	24,0	14,0	8,0	27	A	GRI-1/2" x 1/8"	13,93
400	G 3/4"	G 3/8"	26,0	16,0	13,0	32	A	GRI-3/4" x 3/8"	20,96
400	G 3/4"	G 1/4"	26,0	16,0	12,0	32	A	GRI-3/4" x 1/4"	20,96
400	G 3/4"	G 1/8"	26,0	16,0	8,0	32	A	GRI-3/4" x 1/8"	21,95
400	G 1"	G 1/2"	29,0	18,0	14,0	41	A	GRI-1" x 1/2"	28,12
400	G 1"	G 3/8"	29,0	18,0	12,0	41	A	GRI-1" x 3/8"	26,28
400	G 1"	G 1/4"	29,0	18,0	12,0	41	A	GRI-1" x 1/4"	25,85
250	G 1 1/4"	G 3/4"	32,0	20,0	16,0	50	A	GRI-1 1/4" x 3/4"	52,41
250	G 1 1/4"	G 1/2"	32,0	20,0	14,0	60	A	GRI-1 1/4" x 1/2"	51,64
250	G 1 1/4"	G 3/8"	32,0	20,0	17,0	50	A	GRI-1 1/4" x 3/8"	52,80
250	G 1 1/2"	G 1"	36,0	22,0	18,0	55	A	GRI-1 1/2" x 1"	60,33
250	G 1 1/2"	G 3/4"	36,0	22,0	16,0	55	A	GRI-1 1/2" x 3/4"	58,29
250	G 1 1/2"	G 1/2"	36,0	22,0	14,0	55	A	GRI-1 1/2" x 1/2"	57,27
250	G 2"	G 1 1/2"	42,0	22,5	18,5	70	A	GRI-2" x 1 1/2"	125,27
250	G 2"	G 1 1/4"	42,0	22,5	18,5	70	A	GRI-2" x 1 1/4"	125,27
250	G 2"	G 1"	42,0	22,5	18,5	70	A	GRI-2" x 1"	125,27
250	G 2"	G 3/4"	42,0	22,5	16,0	70	A	GRI-2" x 3/4"	130,38
250	G 2"	G 1/2"	41,5	22,5	16,0	70	A	GRI-2" x 1/2"	130,38


**Form B**

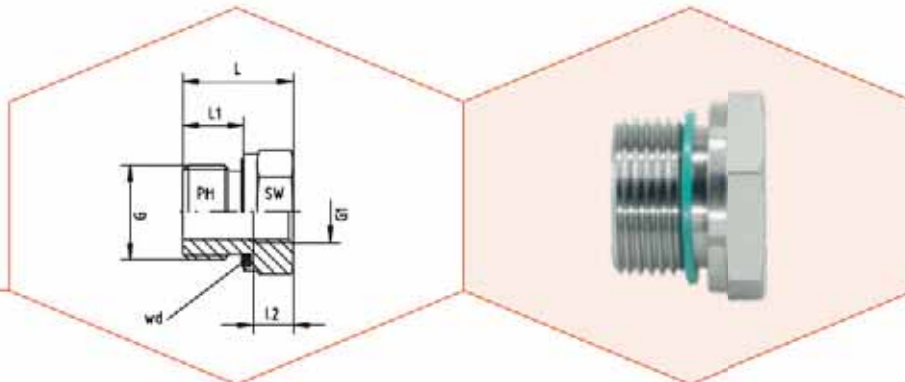
 Beide Gewinde: Whitworth-Rohrgewinde - Zylindrisch -  
 DIN / ISO 228

Abdichtung durch Dichtkante Form B

 Both Threads: BSP - Parallel - DIN / ISO 228  
 Sealing by Sealing Shoulder Form B

Druck Pressure PN	Außengewinde Male Thread G	Innengewinde Female Thread G1	Ca. Maße Approx. Dimensions				Form Form	Bestellzeichen Order-Code	Brutto-Preis Gross-Price Euro (€)
			L	L1	L2	SW			
							GRI-1/8" x 1/2"	15,88	
630	G 1/8"	G 3/8"	32,0	8,0	17,0	24	B	GRI-1/8" x 3/8"	12,78
630	G 1/8"	G 1/4"	31,0	8,0	17,0	19	B	GRI-1/8" x 1/4"	10,84
630	G 1/4"	G 3/4"	43,0	12,0	22,0	36	B	GRI-1/4" x 3/4"	26,69
630	G 1/4"	G 1/2"	40,0	12,0	20,0	27	B	GRI-1/4" x 1/2"	15,88
630	G 1/4"	G 3/8"	36,0	12,0	17,0	24	B	GRI-1/4" x 3/8"	14,57
630	G 1/4"	G 1/8"	28,0	12,0	12,0	19	B	GRI-1/4" x 1/8"	11,15
400	G 3/8"	G 1"	46,5	12,0	24,5	41	B	GRI-3/8" x 1"	31,70
400	G 3/8"	G 3/4"	44,0	12,0	22,0	36	B	GRI-3/8" x 3/4"	24,29
400	G 3/8"	G 1/2"	41,0	12,0	20,0	27	B	GRI-3/8" x 1/2"	15,85
400	G 3/8"	G 1/4"	36,0	12,0	17,0	22	B	GRI-3/8" x 1/4"	13,81
250	G 1/2"	G 1 1/4"	53,0	14,0	28,5	55	B	GRI-1/2" x 1 1/4"	98,17
400	G 1/2"	G 1"	49,0	14,0	24,5	41	B	GRI-1/2" x 1"	31,70
400	G 1/2"	G 3/4"	46,0	14,0	22,0	36	B	GRI-1/2" x 3/4"	23,28
400	G 1/2"	G 3/8"	36,0	14,0	17,0	27	B	GRI-1/2" x 3/8"	16,11
250	G 3/4"	G 1 1/2"	57,0	16,0	28,5	60	B	GRI-3/4" x 1 1/2"	120,67
250	G 3/4"	G 1 1/4"	55,0	16,0	28,5	55	B	GRI-3/4" x 1 1/4"	97,15
400	G 3/4"	G 1"	51,0	16,0	24,5	41	B	GRI-3/4" x 1"	35,74
400	G 3/4"	G 1/2"	41,0	16,0	20,0	32	B	GRI-3/4" x 1/2"	26,59
250	G 1"	G 1 1/2"	59,0	18,0	28,5	60	B	GRI-1" x 1 1/2"	117,60
250	G 1"	G 1 1/4"	57,0	18,0	26,5	55	B	GRI-1" x 1 1/4"	95,51
400	G 1"	G 3/4"	47,0	18,0	22,0	41	B	GRI-1" x 3/4"	33,23
250	G 1 1/4"	G 1 1/2"	60,0	20,0	28,5	60	B	GRI-1 1/4" x 1 1/2"	116,83
250	G 1 1/4"	G 1"	52,0	20,0	24,5	50	B	GRI-1 1/4" x 1"	60,84
250	G 1 1/2"	G 1 1/4"	58,0	22,0	26,5	55	B	GRI-1 1/2" x 1 1/4"	91,37





**Form A**

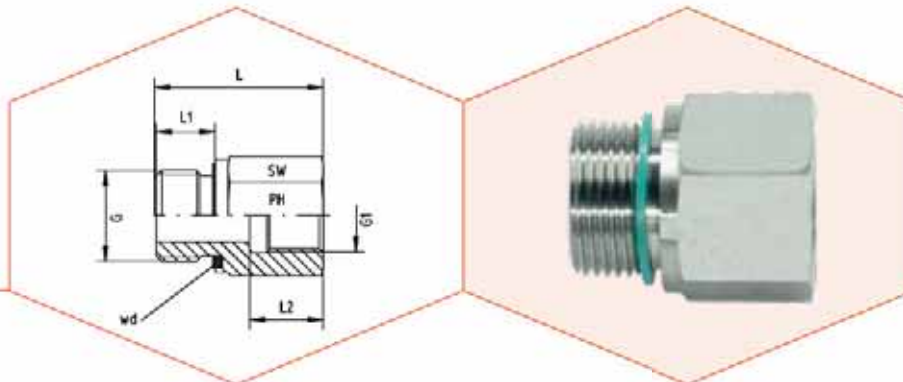
Beide Gewinde: Whitworth-Rohrgewinde - Zylindrisch - DIN / ISO 228

wd = Abdichtung durch Profildichtung - Viton

Both Threads: BSP - Parallel - DIN / ISO 228

wd = Sealing by an Elastomer Profiled Ring - Viton

Druck Pressure PN	Außengewinde Male Thread G	Innengewinde Female Thread G1	Ca. Maße Approx. Dimensions				Form Form	Bestellzeichen Order-Code	Brutto-Preis Gross-Price Euro (€)
			L	L1	L2	SW			
630	G 3/8"	G 1/8"	22,5	12,0	8,0	22	A	GRI-3/8"-wd x 1/8"	13,55
630	G 1/2"	G 1/4"	24,0	14,0	12,0	27	A	GRI-1/2"-wd x 1/4"	17,41
630	G 1/2"	G 1/8"	24,0	14,0	8,0	27	A	GRI-1/2"-wd x 1/8"	16,92
400	G 3/4"	G 3/8"	26,0	16,0	13,0	32	A	GRI-3/4"-wd x 3/8"	26,08
400	G 3/4"	G 1/4"	26,0	16,0	12,0	32	A	GRI-3/4"-wd x 1/4"	26,08
400	G 3/4"	G 1/8"	26,0	16,0	8,0	32	A	GRI-3/4"-wd x 1/8"	27,15
400	G 1"	G 1/2"	29,0	18,0	14,0	41	A	GRI-1"-wd x 1/2"	32,03
400	G 1"	G 3/8"	29,0	18,0	12,0	41	A	GRI-1"-wd x 3/8"	30,09
400	G 1"	G 1/4"	29,0	18,0	12,0	41	A	GRI-1"-wd x 1/4"	29,63
400	G 1 1/4"	G 3/4"	32,0	20,0	16,0	50	A	GRI-1 1/4"-wd x 3/4"	58,03
400	G 1 1/4"	G 1/2"	32,0	20,0	14,0	60	A	GRI-1 1/4"-wd x 1/2"	57,46
400	G 1 1/4"	G 3/8"	32,0	20,0	17,0	50	A	GRI-1 1/4"-wd x 3/8"	58,70
315	G 1 1/2"	G 1"	36,0	22,0	18,0	55	A	GRI-1 1/2"-wd x 1"	65,45
315	G 1 1/2"	G 3/4"	36,0	22,0	16,0	55	A	GRI-1 1/2"-wd x 3/4"	61,36
315	G 1 1/2"	G 1/2"	36,0	22,0	14,0	55	A	GRI-1 1/2"-wd x 1/2"	61,36
250	G 2"	G 1 1/2"	42,0	22,5	18,5	70	A	GRI-2"-wd x 1 1/2"	159,00
250	G 2"	G 1 1/4"	42,0	22,5	18,5	70	A	GRI-2"-wd x 1 1/4"	159,00
250	G 2"	G 1"	42,0	22,5	18,5	70	A	GRI-2"-wd x 1"	159,00
250	G 2"	G 3/4"	42,0	22,5	16,0	70	A	GRI-2"-wd x 3/4"	159,00
250	G 2"	G 1/2"	41,5	22,5	16,0	70	A	GRI-2"-wd x 1/2"	159,00


**Form B**

 Beide Gewinde: Whitworth-Rohrgewinde - Zylindrisch -  
 DIN / ISO 228

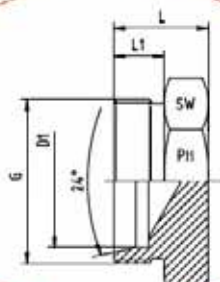
wd - Abdichtung durch Profildichtung - Viton

Both Threads: BSP - Parallel - DIN / ISO 228

wd = Sealing by an Elastomer Profiled Ring - Viton

Druck Pressure PN	Außengewinde Male Thread G	Innengewinde Female Thread G1	Ca. Maße Approx. Dimensions				Form Form	Bestellzeichen Order-Code	Brutto-Preis Gross-Price Euro (€)
			L	L1	L2	SW			
								GRI-1/8"-wd x 1/2"	19,80
630	G 1/8"	G 3/8"	32,0	8,0	17,0	24	B	GRI-1/8"-wd x 3/8"	15,34
630	G 1/8"	G 1/4"	31,0	8,0	17,0	19	B	GRI-1/8"-wd x 1/4"	13,55
630	G 1/4"	G 3/4"	43,0	12,0	22,0	36	B	GRI-1/4"-wd x 3/4"	30,24
630	G 1/4"	G 1/2"	40,0	12,0	20,0	27	B	GRI-1/4"-wd x 1/2"	18,10
630	G 1/4"	G 3/8"	36,0	12,0	17,0	24	B	GRI-1/4"-wd x 3/8"	16,96
630	G 1/4"	G 1/8"	28,0	12,0	12,0	19	B	GRI-1/4"-wd x 1/8"	13,41
400	G 3/8"	G 1"	46,5	12,0	24,5	41	B	GRI-3/8"-wd x 1"	35,71
400	G 3/8"	G 3/4"	44,0	12,0	22,0	36	B	GRI-3/8"-wd x 3/4"	16,19
630	G 3/8"	G 1/2"	41,0	12,0	20,0	27	B	GRI-3/8"-wd x 1/2"	18,15
630	G 3/8"	G 1/4"	36,0	12,0	17,0	22	B	GRI-3/8"-wd x 1/4"	16,19
400	G 1/2"	G 1 1/4"	53,0	14,0	26,5	55	B	GRI-1/2"-wd x 1 1/4"	104,82
400	G 1/2"	G 1"	49,0	14,0	24,5	41	B	GRI-1/2"-wd x 1"	35,71
400	G 1/2"	G 3/4"	46,0	14,0	22,0	36	B	GRI-1/2"-wd x 3/4"	23,78
630	G 1/2"	G 3/8"	36,0	14,0	17,0	27	B	GRI-1/2"-wd x 3/8"	20,93
315	G 3/4"	G 1 1/2"	57,0	16,0	28,5	60	B	GRI-3/4"-wd x 1 1/2"	125,27
400	G 3/4"	G 1 1/4"	55,0	16,0	26,5	55	B	GRI-3/4"-wd x 1 1/4"	102,26
400	G 3/4"	G 1"	51,0	16,0	24,5	41	B	GRI-3/4"-wd x 1"	38,09
400	G 3/4"	G 1/2"	41,0	16,0	20,0	32	B	GRI-3/4"-wd x 1/2"	28,89
315	G 1"	G 1 1/2"	59,0	18,0	28,5	60	B	GRI-1"-wd x 1 1/2"	125,27
400	G 1"	G 1 1/4"	57,0	18,0	26,5	55	B	GRI-1"-wd x 1 1/4"	100,73
400	G 1"	G 3/4"	47,0	18,0	22,0	41	B	GRI-1"-wd x 3/4"	36,05
315	G 1 1/4"	G 1 1/2"	60,0	20,0	28,5	60	B	GRI-1 1/4"-wd x 1 1/2"	123,99
400	G 1 1/4"	G 1"	52,0	20,0	24,5	50	B	GRI-1 1/4"-wd x 1"	65,91
315	G 1 1/2"	G 1 1/4"	58,0	22,0	26,5	55	B	GRI-1 1/2"-wd x 1 1/4"	97,15



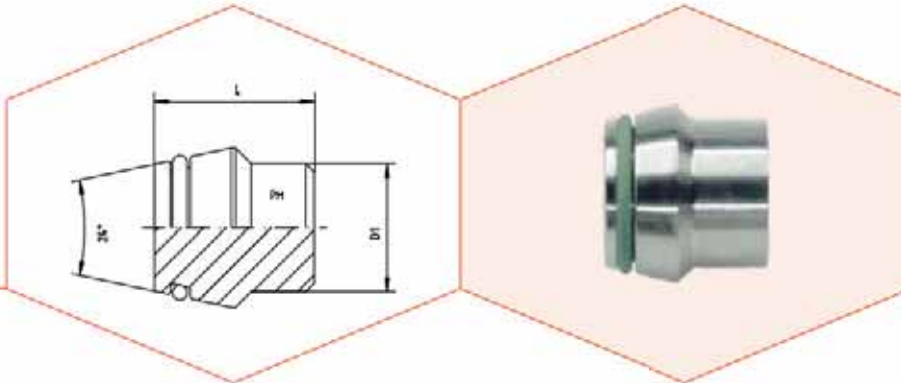


Mit 24°-Innenkonus für Rohrenden  
Bohrungsform W DIN 3861

With 24°-Cone for Tube Ends  
Type of Part End W DIN 3861

Reihe Series	Druck Pressure PN	Rohr A.D. Tube O.D. D1	Gewinde Thread G	Ca. Maße Approx. Dimensions			Bestellzeichen Order-Code	Brutto-Preis Gross-Price Euro (€)
				L	L1	SW		
L	500	6	M 12 x 1,5	14	10	12	XROV-L-06	4,63
L	500	8	M 14 x 1,5	15	10	14	XROV-L-08	5,85
L	500	10	M 16 x 1,5	16	11	17	XROV-L-10	7,13
L	400	12	M 18 x 1,5	17	11	19	XROV-L-12	8,54
L	400	15	M 22 x 1,5	18	12	24	XROV-L-15	14,16
L	400	18	M 26 x 1,5	19	12	27	XROV-L-18	16,92
L	250	22	M 30 x 2	21	14	32	XROV-L-22	22,04
L	250	28	M 36 x 2	22	14	41	XROV-L-28	34,92
L	250	35	M 45 x 2	25	16	46	XROV-L-35	56,09
L	250	42	M 52 x 2	27	16	55	XROV-L-42	65,29

Reihe Series	Druck Pressure PN	Rohr A.D. Tube O.D. D1	Gewinde Thread G	Ca. Maße Approx. Dimensions			Bestellzeichen Order-Code	Brutto-Preis Gross-Price Euro (€)
				L	L1	SW		
S	800	8	M 14 x 1,5	18	12	14	XROV-S-08	5,78
S	800	8	M 16 x 1,5	20	12	17	XROV-S-08	7,06
S	800	10	M 18 x 1,5	20	12	19	XROV-S-10	8,79
S	630	12	M 20 x 1,5	22	12	22	XROV-S-12	10,00
S	630	14	M 22 x 1,5	24	14	24	XROV-S-14	12,88
S	630	16	M 24 x 1,5	24	14	27	XROV-S-16	17,36
S	420	20	M 30 x 2	28	16	32	XROV-S-20	23,32
S	420	25	M 36 x 2	32	18	41	XROV-S-25	39,96
S	420	30	M 42 x 2	34	20	46	XROV-S-30	56,60
S	420	38	M 52 x 2	39	22	55	XROV-S-38	72,14



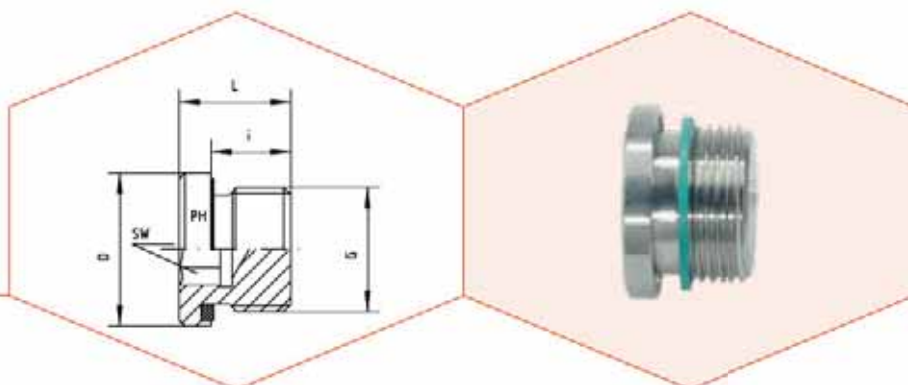
Mit O-Ring - NBR  
Für Bohrungsform W DIN 3861

With O-ring - NBR  
For Port End W DIN 3861

Reihe Series	Druck Pressure PN	Rohr A.D. Tube O.D. D1	L	Bestellzeichen Order-Code	Brutto-Preis Gross-Price Euro (€)
L	500	6	19,0	VKA-L-06	5,01
L	500	8	18,5	VKA-L-08	5,32
L	500	10	21,0	VKA-L-10	6,14
L	400	12	19,0	VKA-L-12	7,26
L	400	15	22,0	VKA-L-15	8,10
L	400	18	24,0	VKA-L-18	10,48
L	250	22	25,0	VKA-L-22	14,32
L	250	28	28,0	VKA-L-28	21,01
L	250	35	24,0	VKA-L-35	36,51
L	250	42	27,0	VKA-L-42	45,63

Reihe Series	Druck Pressure PN	Rohr A.D. Tube O.D. D1	L	Bestellzeichen Order-Code	Brutto-Preis Gross-Price Euro (€)
S	800	6	19,0	VKA-S-06	5,01
S	800	8	18,5	VKA-S-08	5,32
S	800	10	21,0	VKA-S-10	6,14
S	630	12	19,0	VKA-S-12	7,26
S	630	14	23,5	VKA-S-14	8,18
S	630	16	20,0	VKA-S-16	10,23
S	420	20	28,0	VKA-S-20	13,70
S	420	25	28,0	VKA-S-25	18,00
S	420	30	30,5	VKA-S-30	29,20
S	420	38	40,0	VKA-S-38	43,20



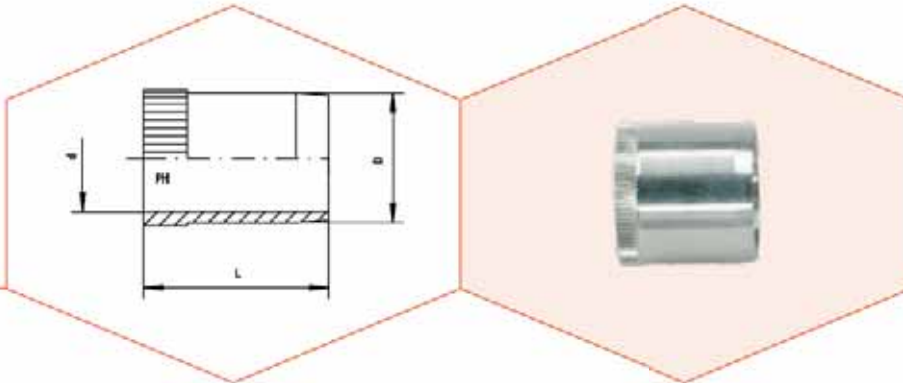


Mit Innensechskant und Weichdichtung - Viton - wd

With Internal Hex and Soft Seal - Viton - wd

Druck Pressure PN	Metrisches Feingewinde - Zylindrisch Thread: Metric - Parallel G	Ca. Maße Approx. Dimensions				Bestellzeichen Order-Code	Brutto-Preis Gross-Price Euro (€)
		D	L	l	SW		
400	M 10 x 1	14	12,0	8	5	VST-M 10x1-wd	8,08
400	M 12 x 1,5	17	17,0	12	6	VST-M 12x1,5-wd	8,59
400	M 14 x 1,5	19	17,0	12	6	VST-M 14x1,5-wd	9,15
400	M 16 x 1,5	22	17,0	12	8	VST-M 16x1,5-wd	9,87
400	M 18 x 1,5	24	17,0	12	8	VST-M 18x1,5-wd	10,53
400	M 20 x 1,5	26	19,0	14	10	VST-M 20x1,5-wd	12,27
400	M 22 x 1,5	27	19,0	14	10	VST-M 22x1,5-wd	13,65
400	M 26 x 1,5	32	21,0	16	12	VST-M 26x1,5-wd	18,20
400	M 27 x 2	32	21,0	16	12	VST-M 27x2-wd	19,53
400	M 33 x 2	40	22,5	16	17	VST-M 33x2-wd	29,35
315	M 42 x 2	50	22,5	16	22	VST-M 42x2-wd	37,84
315	M 48 x 2	55	22,5	16	24	VST-M 48x2-wd	60,84

Druck Pressure PN	Metrisches Feingewinde - Zylindrisch Thread: Metric - Parallel G	Ca. Maße Approx. Dimensions				Bestellzeichen Order-Code	Brutto-Preis Gross-Price Euro (€)
		D	L	l	SW		
400	1/8"	14	12,0	8	5	VST-R 1/8"-wd	7,25
400	1/4"	19	17,0	12	6	VST-R 1/4"-wd	8,18
400	3/8"	22	17,0	12	8	VST-R 3/8"-wd	9,45
400	1/2"	27	19,0	14	10	VST-R 1/2"-wd	12,53
400	3/4"	32	21,0	16	12	VST-R 3/4"-wd	17,13
400	1"	40	22,5	16	17	VST-R 1"-wd	26,84
315	1 1/4"	50	22,5	16	22	VST-R 1 1/4"-wd	31,96
315	1 1/2"	55	22,5	16	24	VST-R 1 1/2"-wd	34,77

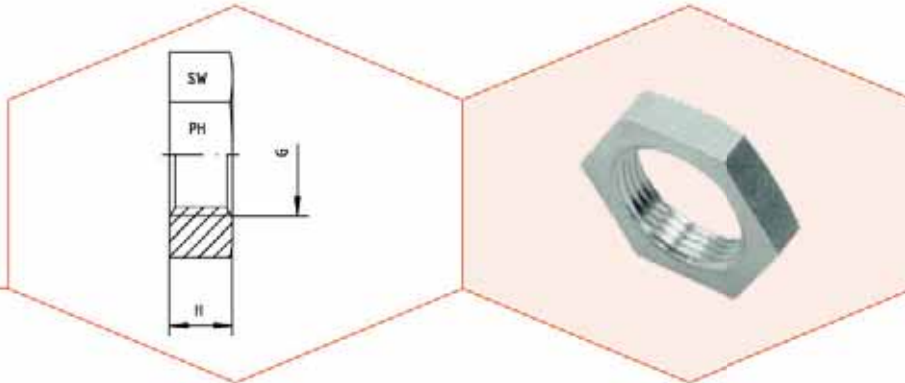


Für dünnwandige Metallrohre  
Andere Größen auf Anfrage!

For thin-walled Metal Tubes  
Other sizes on request!

Rohr-Innendurchmesser Tube Inside	Ca. Maße Approx. Dimensions			Bestellzeichen Order-Code	Brutto-Preis Gross-Price Euro (€)
	D	d	L		
4	3,8	2,5	17,0	VSHü-04	1,82
5	4,8	3,5	17,0	VSHü-05	1,94
6	5,8	4,5	14,0	VSHü-06	2,05
7	6,8	5,5	17,0	VSHü-07	2,20
8	7,8	6,5	15,5	VSHü-08	2,28
9	8,8	7,5	17,0	VSHü-09	2,43
10	9,8	8,5	15,5	VSHü-10	2,66
11	10,8	9,5	17,0	VSHü-11	2,68
12	11,8	10,5	17,0	VSHü-12	2,63
13	12,8	11,5	17,0	VSHü-13	3,73
14	13,8	12,0	17,0	VSHü-14	3,12
15	14,8	13,0	18,0	VSHü-15	3,88
16	15,8	14,0	18,0	VSHü-16	3,35
17	16,8	15,0	20,0	VSHü-17	5,04
18	17,8	16,0	20,0	VSHü-18	4,63
19	18,8	17,0	20,0	VSHü-19	5,04
20	19,8	18,0	20,0	VSHü-20	4,63
21	20,8	19,0	21,5	VSHü-21	*
22	21,8	20,0	24,0	VSHü-22	6,31
23	22,8	21,0	24,0	VSHü-23	6,31
24	23,8	22,0	23,5	VSHü-24	6,95
25	24,8	23,0	23,5	VSHü-25	6,72
26	25,8	24,0	23,5	VSHü-26	6,65
30	29,8	27,8	26,5	VSHü-30	7,64
31	30,8	28,0	26,5	VSHü-31	7,23
32	31,8	29,5	26,5	VSHü-32	8,08
33	32,8	30,0	26,5	VSHü-33	7,49
38	37,8	35,0	26,5	VSHü-38	8,00

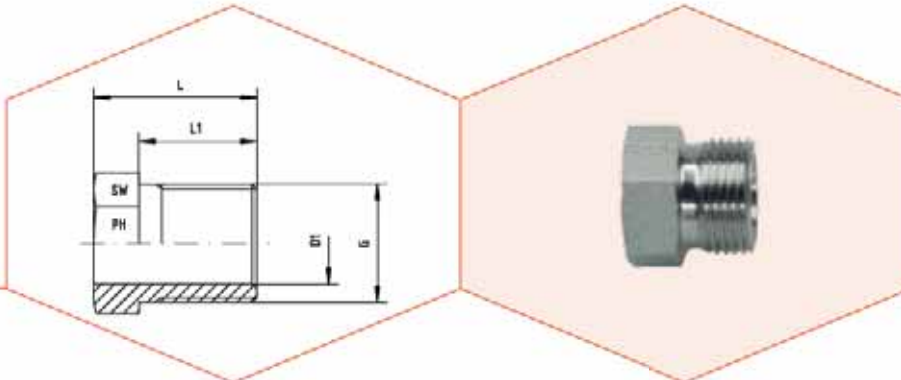




Für Schottverschraubungen

For Bulkhead Couplings

Gewinde Thread G	H	SW	Bestellzeichen Order-Code	Brutto-Preis Gross-Price Euro (€)
M 12 x 1,5 = 06-L	6	17	GM-12x1,5	1,71
M 14 x 1,5 = 08-L + 06-S	6	19	GM-14x1,5	1,99
M 16 x 1,5 = 10-L + 08-S	6	22	GM-16x1,5	2,66
M 18 x 1,5 = 12-L + 10-S	6	24	GM-18x1,5	2,74
M 20 x 1,5 = 12-S	6	27	GM-20x1,5	3,30
M 22 x 1,5 = 15-L + 14-S	7	30	GM-22x1,5	4,53
M 24 x 1,5 = 16-S	7	32	GM-24x1,5	6,42
M 26 x 1,5 = 18-L	8	36	GM-26x1,5	10,15
M 30 x 2 = 22-L + 20-S	8	41	GM-30x2	12,63
M 36 x 2 = 28-L + 25-S	9	46	GM-36x2	18,33
M 42 x 2 = 30-S	9	50	GM-42x2	20,86
M 45 x 2 = 35-L	9	55	GM-45x2	25,39
M 52 x 2 = 42-L + 38-S	10	65	GM-52x2	31,55

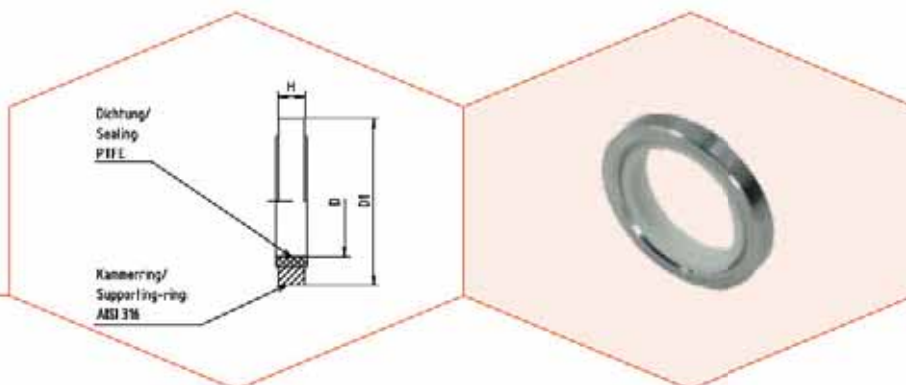


Einschraubgewinde: Metrisches Feingewinde - Zylindrisch

Thread: Metric - Parallel

Reihe Series	Druck Pressure PN	Rohr A.D. Tube O.D. D1 +Tol.	Gewinde Thread G	Ca. Maße Approx. Dimensions			DIN 3871	Bestellzeichen Order-Code	Brutto-Preis Gross-Price Euro (€)
				L	L1	SW			
LL	100	4	M 8 x 1	12	8,0	8	ALL 4	ÜWS-M 8x1	*
LL	100	6	M 10 x 1	13	9,0	10	ALL 6	ÜWS-M 10x1	*
LL	100	8	M 12 x 1	14	9,5	12	ALL 8	ÜWS-M 12x1	*
L	250	6	M 12 x 1,5	16	11,5	12	AL 6	ÜWS-M 12x1,5	*
L	250	8	M 14 x 1,5	16	11,5	14	AL 8	ÜWS-M 14x1,5	*
L	250	10	M 16 x 1,5	17	11,5	17	AL 10	ÜWS-M 16x1,5	*
L	250	12	M 18 x 1,5	18	12,0	19	AL 12	ÜWS-M 18x1,5	*





Für Schwenkverschraubungen WHV / THV  
Für Einschraublöcher mit breiter Ausdehnung

For Banjo Couplings WHV / THV  
For wide Spot Faces of Ports

Zu verwenden für: To use for: WHV / THV	Gewinde Thread	Ca. Maße Approx. Dimensions			Bestellzeichen Order-Code	Brutto-Preis Gross-Price Euro (€)
		D	D1	H		
6 - LR KDR	G 1/8"	10,0	17,0	2,5	KDR-1/8"	20,50
8 - LR / 6 - SR KDR	G 1/4"	13,5	22,0	3,0	KDR-1/4"	21,45
10 - LR / 8 - SR KDR	G 1/4"	13,5	22,0	3,0	KDR-1/4"	21,45
12 - LR / 10 - SR KDR	G 3/8"	17,1	27,0	3,0	KDR-3/8"	29,30
12 - SR KDR	G 3/8"	17,1	27,0	3,0	KDR-3/8"	29,30
15 - LR / 14 - SR KDR	G 1/2"	21,4	32,0	4,5	KDR-1/2"	34,85
18 - LR / 16 - SR KDR	G 1/2"	21,4	32,0	4,5	KDR-1/2"	34,85
22 - LR / 20 - SR KDR	G 3/4"	28,8	41,0	3,5	KDR-3/4"	57,50
28 - LR / 25 - SR KDR	G 1"	33,5	46,0	3,5	KDR-1/33"	81,50
35 - LR / 30 - SR KDR	G 1 1/4"	42,4	57,0	3,5	KDR-1 1/4"/42	83,50
42 - LR / 38 - SR KDR	G 1 1/2"	48,4	64,0	3,5	KDR-1 1/2"/48	111,00
8 - LM KDR	M 10 x 1	10,3	17,0	2,5	KDR-10x1	*
8 - LM / 6 - SM KDR	M 12 x 1,5	12,3	22,0	3,0	KDR-12x1,5	*
10 - LM / 8 - SM KDR	M 14 x 1,5	14,3	22,5	3,0	KDR-14x1,5	*
12 - LM / 10 - SM KDR	M 16 x 1,5	16,4	27,0	3,0	KDR-16x1,5	*
15 - LM / 12 - SM KDR	M 18 x 1,5	18,4	29,0	3,0	KDR-18x1,5	*
14 - SM KDR	M 20 x 1,5	20,4	32,0	3,0	KDR-20x1,5	*
18 - LM / 16 - SM KDR	M 22 x 1,5	22,4	32,0	4,5	KDR-22x1,5	*
22 - LM	M 26 x 1,5	26,4	41,0	3,5	KDR-26x1,5	*
20 - SM KDR	M 27 x 2	27,4	41,0	3,5	KDR-27x2	*
28 - LM / 25 - SM KDR	M 33 x 2	33,5	46,0	3,5	KDR-33x2/1"	81,50
35 - LM / 30 - SM KDR	M 42 x 2	42,4	57,0	3,5	KDR-42x2/1 1/4"	83,50
42 - LM / 38 - SM KDR	M 48 x 2	48,4	64,0	3,5	KDR-48x2/1 1/2"	111,00



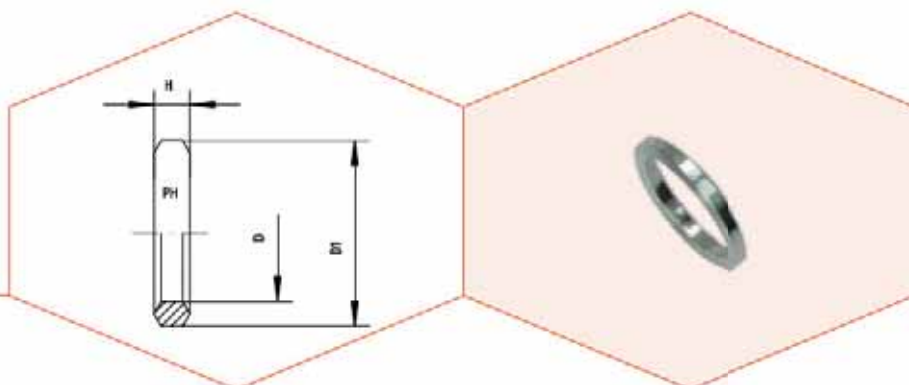
Für Schwenkverschraubungen WHV / THV  
 Für Einschraublöcher mit breiter oder schmaler Ausdehnung  
 V = Viton  
 P = Perbunan

For Banjo Couplings WHV / THV  
 For wide and small Spot Faces of Ports  
 V = Viton  
 P = Perbunan

Zu verwenden für: To use for: WHV / THV	Gewinde Thread		Ca. Maße Approx. Dimensions			Bestellzeichen Order-Code	Brutto-Preis Gross-Price Euro (€)
			D	D1	H		
6 - LM / LR	M 10 x 1	G 1/8"	14,9	16,0	2,5	KDW-10-V	11,22
6 - SM / 8 - LM	M 12 x 1,5		17,0	18,0	3,0	KDW-12-V	11,22
6 - SR		G 1/4"	18,9	20,0	3,0	KDW-14-V	11,22
8 - LR / SR / SM	M 14 x 1,5	G 1/4"	18,9	20,0	3,0	KDW-14-V	11,22
10 - LM / LR	M 14 x 1,5	G 1/4"	18,9	20,0	3,0	KDW-14-V	11,22
10 - SR / SM	M 16 x 1,5	G 3/8"	21,9	24,0	3,0	KDW-16-V	11,72
12 - LR / LM / SR	M 16 x 1,5	G 3/8"	21,9	24,0	3,0	KDW-16-V	11,72
12 - SM / 15 - LM	M 18 x 1,5		23,9	23,9	3,0	KDW-18-V	12,87
15 - LR / 14 - SR		G 1/2"	26,9	30,0	4,5	KDW-22-V	12,87
16 - SR / 16 - SM	M 22 x 1,5	G 1/2"	26,9	30,0	4,5	KDW-22-V	12,87
18 - LR / 18 - LM	M 22 x 1,5	G 1/2"	26,9	30,0	4,5	KDW-22-V	12,87
22 - LM	M 26 x 1,5		31,9	35,0	3,5	KDW-26-V	*
20 - SR / 20 - SM	M 27 x 2	G 3/4"	32,9	38,0	3,5	KDW-27-V	14,35
22 - LR		G 3/4"	32,9	38,0	3,5	KDW-27-V	14,35
25 - SR / 25 - SM	M 33 x 2	G 1"	39,9	42,0	3,5	KDW-33-V	29,00
28 - LR / 28 - LM	M 33 x 2	G 1"	39,9	42,0	3,5	KDW-33-V	29,00
30 - SR / 30 - SM	M 42 x 2	G 1 1/4"	49,9	49,9	3,5	KDW-42-V	31,00
35 - LR / 35 - LM	M 42 x 2	G 1 1/4"	49,9	49,9	3,5	KDW-42-V	31,00
38 - SR / 38 - SM	M 48 x 2	G 1 1/2"	55,9	60,0	3,5	KDW-48-V	37,12
42 - LR / 42 - LM	M 48 x 2	G 1 1/2"	55,9	60,0	3,5	KDW-48-V	37,12

Zu verwenden für: To use for: WHV / THV	Gewinde Thread		Ca. Maße Approx. Dimensions			Bestellzeichen Order-Code	Brutto-Preis Gross-Price Euro (€)
			D	D1	H		
6 - LM / LR	M 10 x 1	G 1/8"	14,9	16,0	2,5	KDW-10-P	4,62
6 - SM / 8 - LM	M 12 x 1,5		17,0	18,0	3,0	KDW-12-P	*
6 - SR		G 1/4"	18,9	20,0	3,0	KDW-14-P	4,62
8 - LR / SR / SM	M 14 x 1,5	G 1/4"	18,9	20,0	3,0	KDW-14-P	4,62
10 - LM / LR	M 14 x 1,5	G 1/4"	18,9	20,0	3,0	KDW-14-P	4,62
10 - SR / SM	M 16 x 1,5	G 3/8"	21,9	24,0	3,0	KDW-16-P	5,28
12 - LR / LM / SR	M 16 x 1,5	G 3/8"	21,9	24,0	3,0	KDW-16-P	5,28
12 - SM / 15 - LM	M 18 x 1,5		23,9	23,9	3,0	KDW-18-P	*
15 - LR / 14 - SR		G 1/2"	26,9	30,0	4,5	KDW-22-P	6,27
16 - SR / 16 - SM	M 22 x 1,5	G 1/2"	26,9	30,0	4,5	KDW-22-P	6,27
18 - LR / 18 - LM	M 22 x 1,5	G 1/2"	26,9	30,0	4,5	KDW-22-P	6,27
22 - LM	M 26 x 1,5		31,9	35,0	3,5	KDW-26-P	*
20 - SR / 20 - SM	M 27 x 2	G 3/4"	32,9	38,0	3,5	KDW-27-P	13,04
22 - LR		G 3/4"	32,9	38,0	3,5	KDW-27-P	13,04
25 - SR / 25 - SM	M 33 x 2	G 1"	39,9	42,0	3,5	KDW-33-P	19,97
28 - LR / 28 - LM	M 33 x 2	G 1"	39,9	42,0	3,5	KDW-33-P	19,97
30 - SR / 30 - SM	M 42 x 2	G 1 1/4"	49,9	49,9	3,5	KDW-42-P	29,37
35 - LR / 35 - LM	M 42 x 2	G 1 1/4"	49,9	49,9	3,5	KDW-42-P	29,37
38 - SR / 38 - SM	M 48 x 2	G 1 1/2"	55,9	60,0	3,5	KDW-48-P	35,80
42 - LR / 42 - LM	M 48 x 2	G 1 1/2"	55,9	60,0	3,5	KDW-48-P	35,80

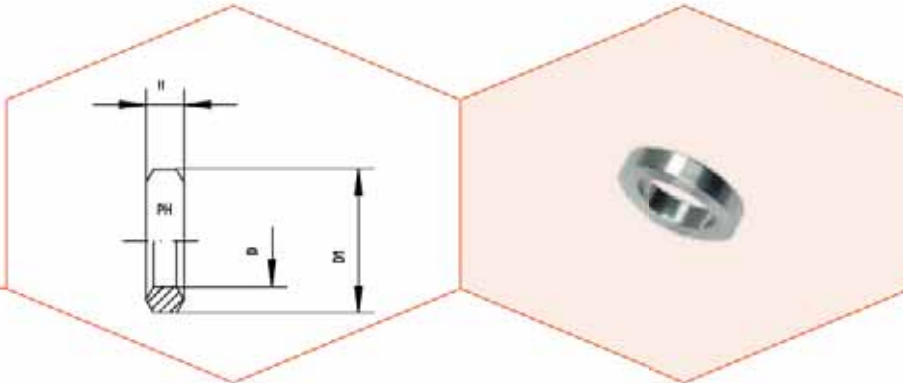




Für Schwenkverschraubungen WHV / THV  
Mit Außengewinde

For Banjo Couplings WHV / THV  
With External Thread

Gewinde Thread	Ca. Maße Approx. Dimensions			Bestellzeichen Order-Code	Brutto-Preis Gross-Price Euro (€)
	D	D1	H		
G 1/8"	9,8	14	2,5	DKR-G 1/8"	2,81
G 1/4"	13,3	18	3,0	DKR-G 1/4"	2,91
G 3/8"	16,8	22	3,0	DKR-G 3/8"	3,43
G 1/2"	21,1	26	4,5	DKR-G 1/2"	3,71
G 3/4"	27,1	32	4,0	DKR-G 3/4"	4,09
G 1"	33,4	39	4,0	DKR-G 1"	4,93
G 1 1/4"	42,1	49	4,0	DKR-G 1 1/4"	7,00
G 1 1/2"	48,1	55	4,0	DKR-G 1 1/2"	7,54
M 10 x 1	10,0	14	2,5	DKR-M 10x1	2,48
M 12 x 1,5	12,1	17	3,0	DKR-M 12x1,5	2,91
M 14 x 1,5	14,1	19	3,0	DKR-M 14x1,5	3,27
M 16 x 1,5	16,1	21	3,0	DKR-M 16x1,5	3,50
M 18 x 1,5	18,1	23	3,0	DKR-M 18x1,5	3,73
M 20 x 1,5	20,1	25	3,0	DKR-M 20x1,5	3,78
M 22 x 1,5	22,1	27	3,0	DKR-M 22x1,5	3,81
M 26 x 1,5	26,1	31	3,0	DKR-M 26x1,5	3,94
M 27 x 2	27,1	32	4,0	DKR-M 27x2	4,27
M 33 x 2	33,1	39	4,0	DKR-M 33x2	5,19
M 42 x 2	42,1	49	4,0	DKR-M 42x2	7,06
M 48 x 2	48,1	55	4,0	DKR-M 48x2	7,54

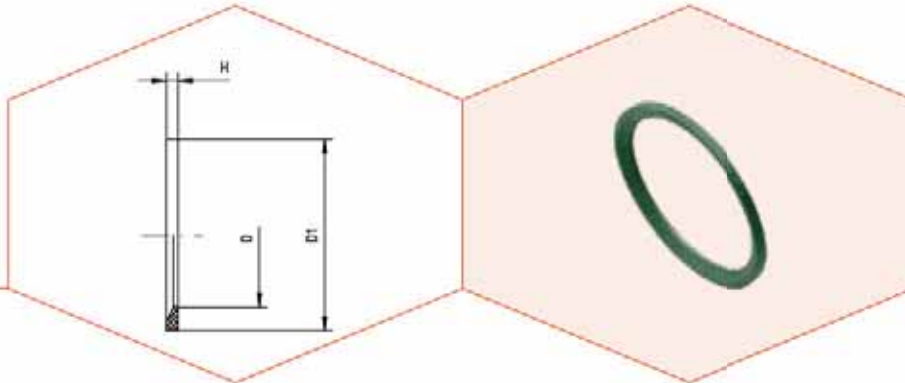


Für Innengewinde

For Internal Thread

Gewinde Thread	Ca. Maße Approx. Dimensions			Bestellzeichen Order-Code	Brutto-Preis Gross-Price Euro (€)
	D	D1	H		
G 1/4"	6	11,3	4,5	DKRI-G 1/4"	2,33
G 3/8"				DKRI-G 3/8"	*
G 1/2"	12	18,5	5,0	DKRI-G 1/2"	2,81
M 18 x 1,5				DKRI-M 18x1,5	*
M 20 x 1,5	12	17,5	5,0	DKRI-M 20x1,5	2,53

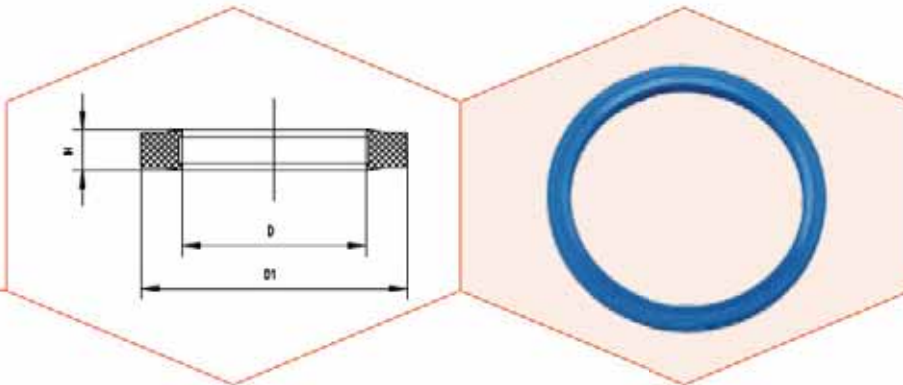




Nach DIN 3869  
Aus FPM (Viton)  
-20°C bis +200°C

To DIN 3869  
FPM (Viton)  
-20°C to +200°C

Gewinde Thread		Ca. Maße Approx. Dimensions			Bestellzeichen Order-Code	Brutto-Preis Gross-Price Euro (€)
		D	D1	H		
M 10 x 1	R 1/8"	8,4	11,9	1,0	WD-10x1/1/8"	2,17
M 12 x 1,5		9,8	14,4	1,5	WD-12x1,5	2,20
M 14 x 1,5	R 1/4"	11,6	16,5	1,5	WD-14x1,5/1/4"	2,20
M 16 x 1,5		13,8	18,9	1,5	WD-16x1,5	2,20
	R 3/8"	14,7	18,9	1,5	WD-3/8"	2,20
M 18 x 1,5		15,7	20,9	1,5	WD-18x1,5	2,20
M 20 x 1,5		17,8	22,9	1,5	WD-20x1,5	2,22
	R 1/2"	18,5	23,9	1,5	WD-1/2"	2,30
M 22 x 1,5		19,6	24,3	1,5	WD-22x1,5	2,05
M 26 x 1,5	R 3/4"	23,9	29,2	1,5	WD-26x1,5/3/4"	2,30
M 27 x 2	R 3/4"	23,9	29,2	1,5	WD-27x2/3/4"	2,30
M 33 x 2	R 1"	29,7	35,7	2,0	WD-33x2/1"	2,51
M 42 x 2	R 1 1/4"	38,8	45,8	2,0	WD-42x2/1 1/4"	2,74
M 48 x 2	R 1 1/2"	44,7	50,7	2,0	WD-48x2/1 1/2"	2,76

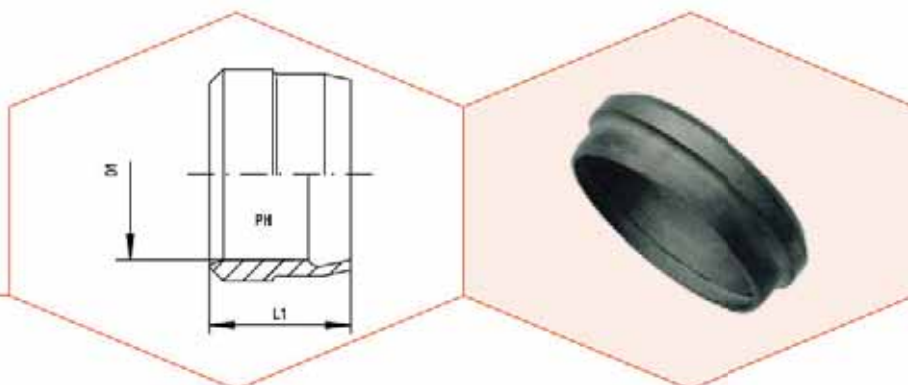


Aus Polyurethane  
-40°C bis +100°C  
Für Flansch SAE J 518 / ISO 6162

Made from Polyurethane  
-40°C to +100°C  
For Flange SAE J 518 / ISO 6162

Flanschgröße Flange Dimensions 3000 + 6000 P.S.I.	Druck Pressure PN	Ca. Maße Approx. Dimensions			Bestellzeichen Order-Code	Brutto-Preis Gross-Price Euro (€)
		D	D1	H		
1/2"	420	17,0	25,4	3,5	PU-1/2"	3,30
3/4"	420	23,4	31,8	3,5	PU-3/4"	3,85
1"	420	31,3	39,7	3,5	PU-1"	4,75
1 1/4"	420	36,1	44,5	3,5	PU-1 1/4"	5,25
1 1/2"	420	45,4	53,8	3,5	PU-1 1/2"	8,83
2"	420	55,0	83,4	3,5	PU-2"	9,12





**Gehärtet (carbonitriert)**  
Die Typen LL sind Einkanten-Schneidringe.  
Auf Anfrage: Schneidringe mit zusätzlicher Weichdichtung

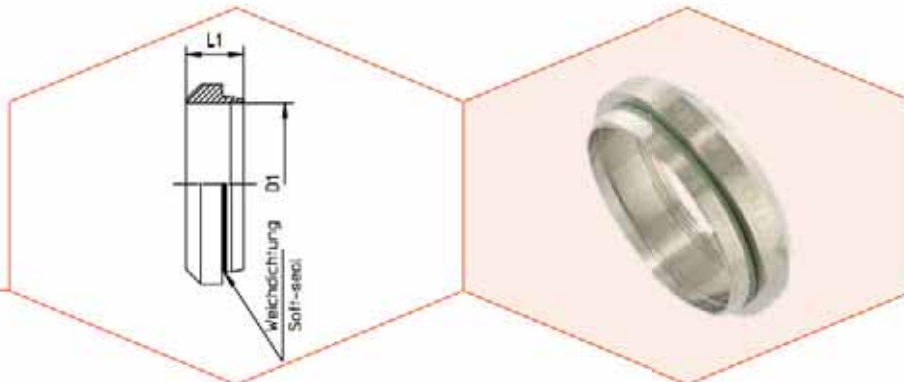
**Hardened (carbonized)**  
The Types LL are One-Bite Cutting Rings.  
On Request: Cutting Rings with Soft Seal

Rohr A.D. Tube O.D. D1	L1	DN 3861	Bestellzeichen Order-Code	Brutto-Preis Gross-Price Euro (€)
4	6,0	ALL 4	SR-LL-04/1 K	0,51
6	7,0	ALL 6	SR-LL-06/1 K	0,64
8	7,0	ALL 8	SR-LL-08/1 K	0,79

Rohr A.D. Tube O.D. D1	L1	DN 3861	Bestellzeichen Order-Code	Brutto-Preis Gross-Price Euro (€)
6	9,0	BL 6	SR-L-06/2 K	0,59
8	9,0	BL 8	SR-L-08/2 K	0,69
10	9,5	BL 10	SR-L-10/2 K	0,97
12	10,0	BL 12	SR-L-12/2 K	1,10
15	10,0	BL 15	SR-L-15/2 K	1,35
18	10,0	BL 18	SR-L-18/2 K	1,51
22	11,0	BL 22	SR-L-22/2 K	1,69
28	11,0	BL 28	SR-L-28/2 K	2,58
35	13,5	BL 35	SR-L-35/2 K	3,78
42	13,5	BL 42	SR-L-42/2 K	4,32

Rohr A.D. Tube O.D. D1	L1	DN 3861	Bestellzeichen Order-Code	Brutto-Preis Gross-Price Euro (€)
6	9,0	BS 6	SR-S-06/2 K	0,59
8	9,0	BS 8	SR-S-08/2 K	0,69
10	9,5	BS 10	SR-S-10/2 K	0,97
12	10,0	BS 12	SR-S-12/2 K	1,10
14	9,5	BS 14	SR-S-14/2 K	1,33
16	10,0	BS 16	SR-S-16/2 K	1,38
20	11,5	BS 20	SR-S-20/2 K	1,61
25	12,5	BS 25	SR-S-25/2 K	2,51
30	12,5	BS 30	SR-S-30/2 K	3,63
38	13,5	BS 38	SR-S-38/2 K	3,89

Vom normalen Rabatt ausgeschlossen!  
Excluding the ordinary discount!



Gehärtet

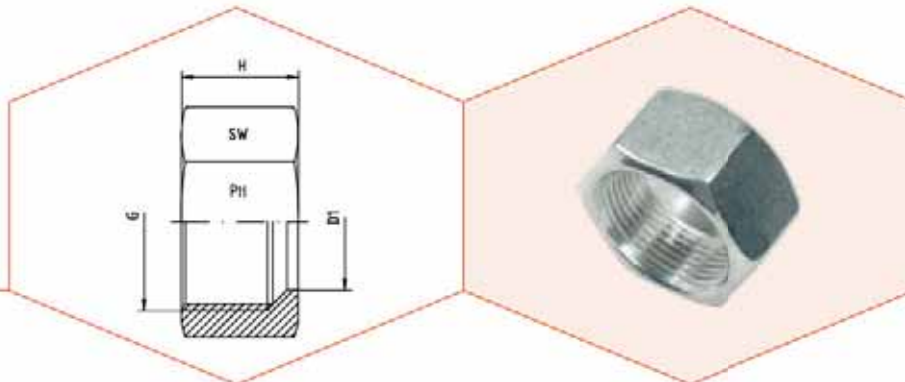
Hardened

Rohr A.D. Tube O.D. D1	L1	Druck Pressure PN	Bestellzeichen Order-Code	Brutto-Preis Gross-Price Euro (€)
6	8,8	315	ES4-L-06-wd	4,60
8	8,8	315	ES4-L-08-wd	4,94
10	9,8	315	ES4-L-10-wd	6,30
12	9,8	315	ES4-L-12-wd	6,29
15	10,2	315	ES4-L-15-wd	7,58
18	10,2	315	ES4-L-18-wd	6,90
22	11,5	160	ES4-L-22-wd	9,14
28	11,5	160	ES4-L-28-wd	11,56
35	13,5	160	ES4-L-35-wd	17,07
42	13,5	160	ES4-L-42-wd	24,81

Rohr A.D. Tube O.D. D1	L1	Druck Pressure PN	Bestellzeichen Order-Code	Brutto-Preis Gross-Price Euro (€)
6	8,8	630	ES4-S-06-wd	4,60
8	8,8	630	ES4-S-08-wd	4,94
10	9,8	630	ES4-S-10-wd	6,30
12	9,8	630	ES4-S-12-wd	6,29
14	10,2	630	ES4-S-14-wd	9,73
16	10,2	400	ES4-S-16-wd	8,03
20	12,5	400	ES4-S-20-wd	8,36
25	12,5	400	ES4-S-25-wd	10,93
30	13,5	400	ES4-S-30-wd	15,06
38	13,5	315	ES4-S-38-wd	24,55

Vom normalen Rabatt ausgeschlossen!  
Excluding the ordinary discount!





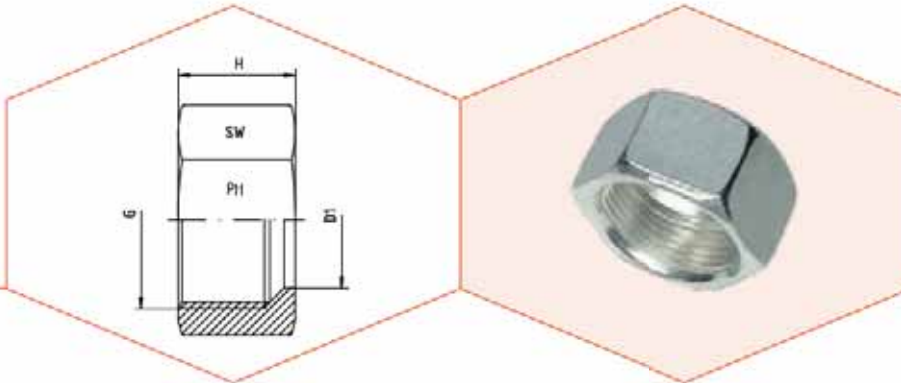
DIN 3870 + DIN EN ISO 8434-1  
Für Schneidringanschluss

DIN 3870 + DIN EN ISO 8434-1  
For Cutting Ring Connection

Rohr A.D. Tube O.D. D1	Gewinde Thread G	Ca. Maße Approx. Dimensions		DN 3861	ISO 8434-1	Bestellzeichen Order-Code Standard	Brutto-Preis Gross-Price Euro (€)
		SW	H				
4	M 8 x 1	10	11,0	ALL 4		ÖWM-LL-04	2,15
6	M 10 x 1	10	12,0	ALL 6		ÖWM-LL-06	2,40
8	M 12 x 1	14	12,5	ALL 8		ÖWM-LL-08	2,71

Rohr A.D. Tube O.D. D1	Gewinde Thread G	Ca. Maße Approx. Dimensions		DN 3861	ISO 8434-1	Bestellzeichen Order-Code Standard	Brutto-Preis Gross-Price Euro (€)
		SW	H				
6	M 12 x 1,5	14	14,5		N-L 6	ÖWM-L-06	1,72
8	M 14 x 1,5	17	14,5		N-L 8	ÖWM-L-08	2,11
10	M 16 x 1,5	19	15,5		N-L 10	ÖWM-L-10	2,39
12	M 18 x 1,5	22	15,5		N-L 12	ÖWM-L-12	2,79
15	M 22 x 1,5	27	17,0		N-L 15	ÖWM-L-15	3,79
18	M 26 x 1,5	32	18,0		N-L 18	ÖWM-L-18	7,11
22	M 30 x 2	36	20,0		N-L 22	ÖWM-L-22	8,62
28	M 36 x 2	41	21,0		N-L 28	ÖWM-L-28	12,27
35	M 45 x 2	50	24,0		N-L 35	ÖWM-L-35	17,33
42	M 52 x 2	60	24,0		N-L 42	ÖWM-L-42	23,11

Rohr A.D. Tube O.D. D1	Gewinde Thread G	Ca. Maße Approx. Dimensions		DN 3861	ISO 8434-1	Bestellzeichen Order-Code Standard	Brutto-Preis Gross-Price Euro (€)
		SW	H				
8	M 14 x 1,5	17	16,5		N-S 6	ÖWM-S-06	2,20
8	M 16 x 1,5	19	16,5		N-S 8	ÖWM-S-08	2,51
10	M 18 x 1,5	22	17,5		N-S 10	ÖWM-S-10	2,97
12	M 20 x 1,5	24	17,5		N-S 12	ÖWM-S-12	3,35
14	M 22 x 1,5	27	20,5		N-S 14	ÖWM-S-14	4,17
16	M 24 x 1,5	30	20,5		N-S 16	ÖWM-S-16	6,83
20	M 30 x 2	36	24,0		N-S 20	ÖWM-S-20	8,97
25	M 36 x 2	46	27,0		N-S 25	ÖWM-S-25	16,11
30	M 42 x 2	50	29,0		N-S 30	ÖWM-S-30	19,81
38	M 52 x 2	60	32,5		N-S 38	ÖWM-S-38	27,92



DIN 3870 + DIN EN ISO 8434-1  
Für Schneidringanschluss

DIN 3870 + DIN EN ISO 8434-1  
For Cutting Ring Connection

Rohr A.D. Tube O.D. D1	Gewinde Thread G	Ca. Maße Approx. Dimensions		DN 3861	ISO 8434-1	Bestellzeichen Order-Code SC	Brutto-Preis Gross-Price Euro (€)
		SW	H				
6	M 12 x 1,5	14	14,5		N-I 6	ÖWM-L-06-SC	2,14
8	M 14 x 1,5	17	14,5		N-I 8	ÖWM-L-08-SC	2,68
10	M 16 x 1,5	19	15,5		N-I 10	ÖWM-L-10-SC	2,87
12	M 18 x 1,5	22	15,5		N-I 12	ÖWM-L-12-SC	3,52
15	M 22 x 1,5	27	17,0		N-I 15	ÖWM-L-15-SC	5,11
18	M 26 x 1,5	32	18,0		N-I 18	ÖWM-L-18-SC	9,19
22	M 30 x 2	36	20,0		N-I 22	ÖWM-L-22-SC	10,90
28	M 36 x 2	41	21,0		N-I 28	ÖWM-L-28-SC	14,98
35	M 45 x 2	50	24,0		N-I 35	ÖWM-L-35-SC	22,10
42	M 52 x 2	60	24,0		N-I 42	ÖWM-L-42-SC	28,80

Rohr A.D. Tube O.D. D1	Gewinde Thread G	Ca. Maße Approx. Dimensions		DN 3861	ISO 8434-1	Bestellzeichen Order-Code SC	Brutto-Preis Gross-Price Euro (€)
		SW	H				
6	M 14 x 1,5	17	16,5		N-S 6	ÖWM-S-06-SC	2,77
8	M 16 x 1,5	19	16,5		N-S 8	ÖWM-S-08-SC	3,10
10	M 18 x 1,5	22	17,5		N-S 10	ÖWM-S-10-SC	3,71
12	M 20 x 1,5	24	17,5		N-S 12	ÖWM-S-12-SC	4,40
14	M 22 x 1,5	27	20,5		N-S 14	ÖWM-S-14-SC	6,02
16	M 24 x 1,5	30	20,5		N-S 16	ÖWM-S-16-SC	8,81
20	M 30 x 2	36	24,0		N-S 20	ÖWM-S-20-SC	11,39
25	M 36 x 2	46	27,0		N-S 25	ÖWM-S-25-SC	20,07
30	M 42 x 2	50	29,0		N-S 30	ÖWM-S-30-SC	25,17
38	M 52 x 2	60	32,5		N-S 38	ÖWM-S-38-SC	35,24